

2016 COLLECTION



Holiday creator



«S» : Standard, «O» : Optional, «-» : Not available

	335	376	390	400	426	440	450	455	460	466	486	496
BATHROOM												
Electrical Thetford cassette toilet**	S	S	S	S	S	S	S	S	S	S	S	S
Fold-away wash basin	-	-	S	-	-	-	-	-	-	-	-	-
Shower tray	S	S	S	S	S	S	S	-	S	S	S	S
Shower with flexible hose (2kg)	O	O	-	O	O	O	O	-	O	O	O	-
Shower column + curtain	-	-	O	-	-	-	-	-	-	-	-	-
Shower column + curtain + Trumatic water heater 5L + ventilated skylight	-	-	-	-	-	-	-	-	-	-	-	O
Lateral doors translucent walls + shower tray + Shower with flexible hose + ventilated skylight + Trumatic water heater 5L	-	-	-	-	-	-	-	O	-	-	-	-

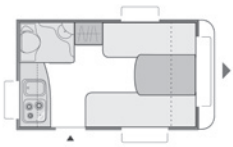
BEDROOM												
Dimensions front bed (cm)	180x195 or 120x195	140/135 x190	140x195	140x195	140x210	140x195	(85x195) and (85x200) or 195x210	120/150 x210	140x195	140x210	140x210	140x210
Dimensions centre bed (cm)	-	-	-	100x170	110/95 x170	-	-	-	100x170	110x170	130x170	130x180
Dimensions rear bed (cm)	-	(75x190)x2	125/110 x190	-	(60x210)x2	140/125 x190	100x210	140x200	-	(75x180) and (75x210)	(75x210)x2	(80x190)x3
Slatted bed bases	-	-	S	S	S	S	S with adjustable backrest	S	S	S	S	S
Bed gas strut	-	-	O	O	O	O	O	O	O	O	O	O
Comfort mattresses (12 cm)	-	-	S	S	S	S	S	S	S	S	S	S

ELECTRICAL INSTALLATION												
Transformer / charger module 230V/12V including ground fault circuit breaker	S	S	S	S	S	S	S	S	S	S	S	S
Sockets 230V	1	2	3	3	4	4	4	4	4	4	5	6
Leisure Battery preparation (2 Kg.)	O	O	O	O	O	O	O	O	O	O	O	O
Electrical floor heating (5 Kg.)	-	-	-	O	-	O	O	O	-	-	-	-

* except Antares 335 : TRUMATIC 3002 Gasheater

** except Antares 426 and Antares 466 : Manual cassette toilet

Antarès 335



Antarès 376



Antarès 390



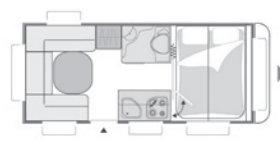
Antarès 400



Antarès 426



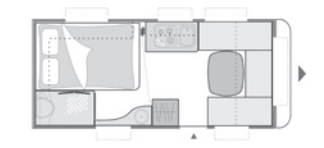
Antarès 440



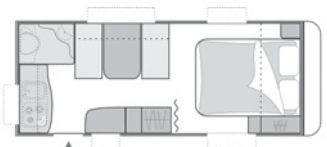
Antarès 450



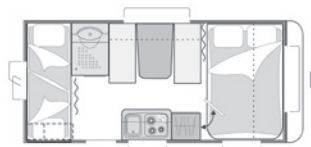
Antarès 455



Antarès 460



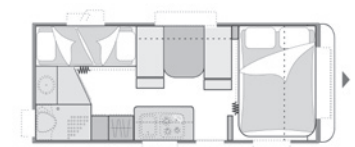
Antarès 466



Antarès 486



Antarès 496



PACK TRAVEL : AKS 3004, shockabsorbers, luggage door 100x40 cm

PACK ADVENTURE : AKS 3004, shockabsorbers, luggage door 100x40 cm, skylight 70x50 cm, water heater Trumatherme 5L (230v), leisure battery preparation

PACK SPORTING : alloy wheels + steel spare wheel, entrance mosquito net complete door, drawbar cover

«S» : Standard, «O» : Optional, «-» : Not available

	376 Style	400 Style	440 Style	450 Style	455 Style	460 Style	466 style	486 Style	496 Style
BATHROOM									
Electrical Thetford cassette toilet *	S	S	S	S	S	S	S	S	S
Shower tray	S	S	S	S	-	S	S	S	S
Shower with flexible hose (2kg)	O	O	O	O	-	O	O	O	-
Shower column + curtain + ventilated skylight	-	-	-	-	-	-	-	-	O
Lateral doors translucent walls + shower tray + Shower with flexible hose + ventilated skylight	-	-	-	-	O	-	-	-	-
BEDROOM									
Dimensions front bed (cm)	140/135x190	140x195	140x195	(85x195) and (85x200) or 195x210	120/150x210	140x195	140x210	140x210	140x210
Dimensions centre bed (cm)	-	100x170	-	-	-	100x170	110x170	130x170	130x180
Dimensions rear bed (cm)	(75x190)x2	-	140/125x190	100x210	140x200	-	(75x180) and (75x210)	(75x210)x2	(80x190)x3
Slatted bed bases	-	S	S	S with adjustable backrest	S	S	S	S	S
Bed gas strut	-	S	S	S	S	S	S	S	S
Comfort mattresses (15 cm)	S	S	S	S	S	S	S	S	S
ELECTRICAL INSTALLATION									
Transformer / charger module 230V/12V including ground fault circuit breaker	S	S	S	S	S	S	S	S	S
Sockets 230V	2	3	4	4	4	4	4	5	6
Leisure Battery preparation (2 Kg.)	O	O	O	O	O	O	O	O	O
Electrical floor heating (5 Kg.)	-	O	O	O	O	-	-	-	-

* except Antares 466 : Manual cassette toilet

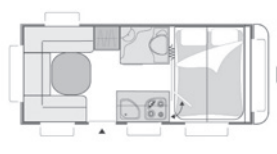
Antares Style 376



Antares Style 400



Antares Style 440



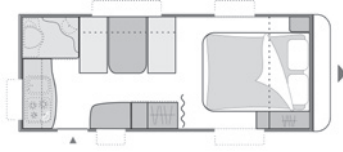
Antares Style 450



Antares Style 455



Antares Style 460



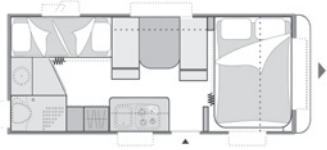
Antares Style 466



Antares Style 486



Antares Style 496



PACK SPORTING : alloy wheels + steel spare wheel, entrance mosquito net complete door, drawbar cover

Allegra

	390	400	450	470	475	486	556
WEIGHTS & DIMENSIONS							
Berths	4	4	4	4	4	6	6
Overall Length (m)	6,00	6,20	7,00	7,00	7,00	7,00	7,60
External body length (m)	4,77	4,97	5,77	5,77	5,77	5,77	6,37
Internal length (m)	4,00	4,20	5,00	5,00	5,00	5,00	5,60
Overall height(m) / Internal height (m)	2,58/1,95	2,58 /1,95	2,58 /1,95	2,58/1,95	2,58 /1,95	2,58 /1,95	2,58 /1,95
Overall width (m)	2,10	2,10	2,30	2,30	2,30	2,30	2,48
Internal width (m)	1,95	1,95	2,15	2,15	2,15	2,15	2,33
Empty weight (Kg.)	930	955	1145	1130	1130	1155	1305
Mass in running order (Kg.) +/-5%	952	977	1167	1152	1152	1177	1327
Maxi authorised weight (Kg.)	1100/1150/1230	1100/1150/1230	1300/1400/1500	1300/1400/1500	1300/1400/1500	1300/1400/1500	1500
Available payload for options	68/118/198	41/91/171	43/143/243	58/158/258	58/158/258	13/113/213	57
Technical payload increase KG	○ (1300kg)	○ (1300kg)	○ (1600kg)	○ (1600kg)	○ (1600/1700kg)	○ (1700kg)	○ (1600/1800kg)
Awning Length (m) +/- 5%	8,62	8,82	9,62	9,62	9,62	9,62	10,22

CHASSIS							
Shockabsorbers	S	S	S	S	S	S	S
ALKO Safety coupling	S	S	S	S	S	S	S
Crank conduit for easy access to the corner-steadies	S	S	S	S	S	S	S
ALKO Trailer Stability Control (ATC)	-	○	○	○	○	○	○
Heavy duty corner steadies (6 Kg.)	○	○	S	S	S	S	S
Wheel trims	S	S	S	S	S	S	S
Alloy wheels	○	○	○	○	○	○	○
Awning light	S	S	S	S	S	S	S
Opening windows	5	6	8	8	7	7	7
Front window	S	S	S	S	S	S	S
Bumper with integrated LED	S	S	S	S	S	S	S
3rd brake light	S	S	S	S	S	S	S
Curved ABS front with rounded front-window and integrated gas locker	S	S	S	S	S	S	S
Spare wheel in gas locker(16 Kg.)	○	○	○	○	○	○	○
Ext. storage access(100x40 cm)	S	S	S	S	S	S + garage (100x64cm)	S (gauche)
GRP Roof	S	S	S	S	S	S	S
Leisure Air-conditioning preparation	S	S	S	S	S	S	S
Factory fitted Air-conditioning (30 Kg.)	○	○	○	○	○	○	○ FJ2200
White GRP side-panels	S	S	S	S	S	S	S

EQUIPMENT							
TRUMATIC 3004 Gasheater	S	S	S	S	S	S	S
CARAHEAT	○	○	-	-	-	-	-
Blown air heating 12V (4 Kg.)	-	-	S	○	S	S	S
ULTRA HEAT	○	○	○	○	○	○	○
Trumatic water heater 5L	S	S	S	S	S	S	S
Trumatic water heater 10L (230V/GAZ)	○	-	-	-	○	-	○
Combined blinds & fly nets	S	S	S	S	S	S	S
Entrance mosquito net complete door (3 Kg.)	○	○	○	○	○	○	○
Skylight 70x50 (cm)	S	S	S	S	S	S	S
TV-preparation (socket and cable)	S	S	S	S	S	S	S
Mast (3 Kg.)	○	○	○	○	○	○	○
Superior upholstery	S	S	S	S	S	S	S

KITCHEN							
Stainless steel sink & 3 burners	S	S	S	S	S	S	S
Refrigerator 85L	S	S	S	S	S	-	-
Compressor refrigerator XL Freeze 150L	-	-	○	○	○	S	S
Fresh water tank 25L	S	S	S	S	S	S	S
Fixed fresh water tank 40L	○	○	○	○	○	○	○
Waste water tank 30L (wheeled)	S	S	S	S	S	S	S

«S» : Standard, «O» : Optional, «-» : Not available

	390	400	450	470	475	486	556
BATHROOM							
Electrical Thetford cassette toilet	S	S	S	S	S	S	S
Fold-away wash basin	S	-	-	-	-	-	-
Shower tray	S	S	S	S	-	S	-
Shower with flexible hose (2kg)	-	S	S	S	-	S	-
Shower curtain	-	O	O	O	-	O	-
Shower column + curtain	O	-	-	-	-	-	-
Lateral doors translucent walls + shower tray + Shower with flexible hose + ventilated skylight	-	-	-	-	S	-	S

BEDROOM							
Dimensions front bed (cm)	140x195	140x195	85x200-85x195 or 195x 210	140x195	150x210	140x210	155x200
Dimensions centre bed (cm)	-	100x170	-	-	-	130x170	125x190
Dimensions rear bed (cm)	125/110x190	-	130/120x210	110/125x210	140x200	(75x210)x2	(75x190)x2
Slatted bed bases	S	S	S with adjustable backrest	S	S	S	S
Bed gas strut	S	S	S	S	S	S	S
Comfort mattresses (15 cm)	S	S	S	S	S	S	S
Lightening parental bedroom: 2 multi-directional Spots + LED strip	S	S	S	S	S	S	S

ELECTRICAL INSTALLATION							
Transformer / charger module 230V/12V including ground fault circuit breaker	S	S	S	S	S	S	S
Sockets 230V	4	4	4	5	5	5	4
Leisure Battery preparation (2 Kg.)	O	O	O	O	O	O	O
Electrical floor heating (5 Kg.)	-	O	O	O	O	O	O

Allegra 390



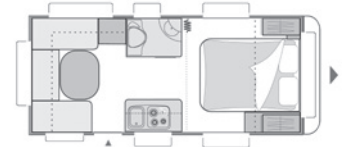
Allegra 400



Allegra 450



Allegra 470



Allegra 475



Allegra 486



Allegra 556



PACK SPORTING : alloy wheels + steel spare wheel, entrance mosquito net complete door, drawbar cover
PACK CAMPER (except 390) : floor heating, leisure battery preparation, TV mast, Ultra Heat

Venicia Premium

«S» : Standard, «O» : Optional, «-» : Not available

	475	480	550
WEIGHTS & DIMENSIONS			
Berths	4	4	4
Overall Length (m)	6,95	6,95	7,35
External body length (m)	5,81	5,81	6,21
Internal length (m)	5,20	5,20	5,60
Overall height(m) / Internal height (m)	2,58/1,95	2,58 /1,95	2,58/1,95
Overall width (m)	2,30	2,30	2,48
Internal width (m)	2,15	2,15	2,33
Empty weight (Kg.)	1270	1270	1400
Mass in running order (Kg.) +/-5%	1332	1341	1471
Maxi authorised weight (Kg.)	1450/1500	1450/1500	1600
Available payload for options	26/76	17/67	33
Technical payload increase KG	O (1650kg /1800kg)	O (1650kg /1800kg)	O (1700kg /1800kg)
Awning Length (m) +/- 5%	9,69	9,69	10,09

CHASSIS			
Shockabsorbers	S	S	S
ALKO Safety coupling	S	S	S
ALKO Trailer Stability Control (ATC)	O	O	O
Heavy duty corner steadies	S	S	S
Wheel trims	S	S	S
Alloy wheels	O	O	O
Awning light	S	S	S
Opening windows	7	7	8
Front window	S	S	S
Back window	-	O	-
Vertical light support	S	S	S
3rd brake light	S	S	S
ABS front gas locker	S	S	S
Spare wheel in gas locker	S	S	S
A-frame cover	S	S	S
Ext. storage access (100x40 cm)	S	S	S
GRP Roof	S	S	S
Leisure Air-conditioning preparation	S	S	S
Factory fitted Air-conditioning (30 Kg.)	O	O	O
White GRP side-panels	S	S	S

EQUIPMENT			
TRUMATIC 3004 Gasheater	S	S	S 5004
Blown air heating 12V	S	S	S
ULTRA HEAT	O	O	O
Trumatic water heater 5L	S	-	-
Trumatic water heater 14L	-	S	S
Combined blinds & fly nets	S	S	S
entrance mosquito net complete door	S	S	S
Panoramical heki skylight Héki 2	S	S	S
Electrical control panel	S	S	S
TV-preparation (socket and cable)	S	S	S
Mast	S	S	S
Superior upholstery	S	S	S

	475	480	550
KITCHEN			
Stainless steel sink & 3 burners	S	S	S
Kitchen hood/extractor fan	S	S	S
Compressor refrigerator XL Freeze 150L	S	S	S
Fixed fresh water tank 40L	S	S	S
Waste water tank 30L (wheeled)	S	S	S

BATHROOM			
Electrical Theford cassette toilet	S	S	S
Shower tray	S	shower	shower
Ventilated skylight	-	S	S
Shower with flexible hose	S	S	S
Shower curtain	S	shower	shower

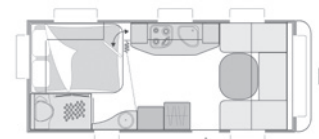
BEDROOM			
Dimensions front bed (cm)	140x195	135x210	140x195
Dimensions rear bed (cm)	110/125x210	140x195	130/120x230
Slatted bed bases	S with adjustable backrest	S with adjustable backrest	S with adjustable backrest
Bed gas strut	S	S	S
High Comfort mattresses (17 cm)	S	S	S
Bedspread	S	S	S
Lightening parental bedroom:2 multi-directional Spots + LED strip	S	S	S

ELECTRICAL INSTALLATION			
Transformer / charger module 230V/12V including ground fault circuit breaker	S	S	S
Sockets 230V	5 (+1ext)	4 (+1ext)	6 (+1ext)
Leisure Battery preparation (2 Kg.)	O	O	O
Electrical floor heating (5 Kg.)	O	O	O

Venicia Premium 475



Venicia Premium 480



Venicia Premium 550

