

AUTO  TRAIL

The latest collection



V-LINE

Compact by design

Comfort without compromise

Auto-Trail's exciting V-Line range is designed for adventurous travellers who want the performance and flexibility to explore town and country without compromising on comfort.

The V-line family takes everything Auto-Trail has learned about luxurious coachbuilt motorhomes and integrates it within a stylish, compact Ducato base vehicle.

Perfect for a weekend city break in the UK or exploring Europe's capitals on a tour of the continent, the V-Line range takes you from the wide-open spaces of the countryside into the heart of the city.

Featuring an extended range of eight models, the V-Line line-up offers a choice of smart and flexible layouts designed to maximise usable internal space.

As you'd expect from the UK's leading specialist motorhome manufacturer, attention to detail is of the highest order, combining automotive exterior styling with contemporary design flair.

Equipment levels are universally high across the range and by focusing exclusively on the needs of couples, V-Line interiors offer truly unrivalled luxury and comfort without compromise.



Victory for V-Line

V-Line 540 wins prestigious Caravan Club design award

Auto-Trail vehicles swept the board in the Caravan Club's Motor Caravan Design Awards, picking up no fewer than 13 awards – and emerging as outright winner in six categories.

The compact V-Line 540 took first place in the hotly contested Van Conversions £40,000 - £50,000 category, beating stiff competition from both UK and European rivals.

This well-equipped 5.4m model provides all the creature comforts and features you'd expect from an Auto-Trail, at an exceptionally keen price.

The judges concluded: "The Auto-Trail V-Line 540 is a really well specified compact van which makes good use of space. It's a light and airy conversion which focuses purely on the needs of a couple."



Motorhomes
are our DNA



V-Line

Introducing V-Line

Outstandingly Versatile. Amazing Value

Since its introduction to the UK just three years ago, Auto-Trail's exciting new V-Line range of van conversions has made a huge impact on the British market.

Combining traditional Auto-Trail values of refinement, comfort and luxury with automotive standards of design and contemporary interior furnishings at an extremely accessible price, the seven-vehicle V-Line range is joined by the new 636 model for 2017.

Built on the recently updated Fiat Ducato platform with the refined 115bhp MultiJet II diesel engine as standard across the range, the V-Line delivers a car-like drive that makes extended journeys a breeze.

Every V-Line will cruise quietly and comfortably at motorway speeds and their compact dimensions make light of tricky manoeuvres in town centre traffic or on rural country roads.

From the super compact 540 SE, which is designed to fit on a standard driveway and can easily be used as an

everyday vehicle, to the new 636 long wheelbase model, every member of the V-Line family is designed to suit specific needs.

Exterior styling is executed to the highest automotive standards, featuring cool metallic paintwork, LED DRLs, 16-inch alloy wheels and colour-keyed sills and bumpers.

Standard features across the range include cab air conditioning, ESC and traction control, a roof-mounted awning, 100-watt solar panel, microwave (SE only) & spare wheel.

The upmarket Sport models, with bespoke GRP roof and integrated panoramic Skyline roof light (excluding 610), also include the Starter Pack – comprising a pair of customised stowable chairs and an extension leg to allow external use of the table – and benefit from a second auxiliary leisure battery as standard.

All 2017 V-Line models are covered by Auto-Trail's industry-leading five-year warranty scheme in addition to our ten-year body construction warranty.*

* Terms and conditions apply – see www.auto-trail.co.uk for details.



V-LINE

540 SE

Small but perfectly formed



540 SE

The award-winning V-Line 540 SE is the most compact motorhome in the Auto-Trail range – making it the ideal vehicle for those who appreciate the little luxuries in life. At a shade over 5.4 metres long, the 540 will fit on most standard driveways – saving on expensive storage fees – and is compact enough to use as a practical everyday vehicle for active couples.

The space-efficient layout makes the most of the 540's modest footprint, yet manages to pack in all the creature comforts of a larger vehicle – including a full shower and WC, practical kitchen, flexible lounge seats and a comfortable transverse bed. With the 115bhp 6-speed gearbox fitted as standard, performance on both the motorway and country roads is brisk, while the compact dimensions make light of city centre traffic.



Park the 540 on the driveway and use it every weekend. When there's just the two of you – do you really need anything bigger?

Fiat 'Comfort-Matic' transmission and 130bhp, 147bhp and 177bhp engines are also available.
(Comfort-Matic not available on 115bhp engine)

View our full range at www.auto-trail.co.uk



Berths	2
Seatbelts	2
Engine	115 BHP (as standard)
Max weight	3500kgs
Dimensions	5.41m x 2.05m x 2.65m (LxWxH)



Winner

THE
CARAVAN
CLUB
MOTOR CARAVAN
DESIGN AWARDS
2016

605 SE

Room to relax



605 SE

The extra length of the 605 SE creates an ingenious lounge/diner behind the cab with enough room to read a book in the evening, or enjoy a leisurely breakfast without disturbing the sleeping area.

The 'couples-only' focus that underpins the V-Line range means there's more room for living and relaxing on board. Twinned with a lively but refined 115bhp 6-speed powertrain and car-like driving qualities,

the 605 makes the ideal base for short weekends or longer tours abroad.

At a shade under 6 metres, the 605 still slots easily into compact pitches and parking spaces, yet despite its modest proportions, still packs in all the creature comforts of a larger vehicle – including a full shower and WC, practical kitchen, flexible lounge seats and a comfortable transverse bed.



Offering both space and performance within a modest footprint, for adventurous couples who don't want to compromise on comfort, the V-Line 605 SE might just be the perfect package.

Fiat 'Comfort-Matic' transmission and 130bhp, 147bhp and 177bhp engines are also available.
(Comfort-Matic not available on 115bhp engine)

View our full range at www.auto-trail.co.uk



Berths	2
Seatbelts	2
Engine	115 BHP (as standard)
Max weight	3500kgs
Dimensions	5.99m x 2.05m x 2.65m (LxWxH)



v-LINE

610 SE

Space to stretch out



610 SE

The V-Line 610 SE is a 'stretched' edition of the compact 540, with the extra space dedicated to an extended lounge diner and double bed.

With a brace of long lounge seats, the extended rear living area will seat six in comfort, and when it's time to turn in for the night, this roomy sleeping compartment offers a choice of generous 6ft 3in twin beds or a generous double.

This sumptuous bedroom does not compromise the kitchen and washroom – both of which are fully equipped and surprisingly spacious within such a modest van. At less than 6 metres in length, the 610 is simple to manoeuvre on site or in town, while the car-like driving characteristics make light of long distance touring in the UK or further afield.



At the end of a long day behind the wheel or exploring the local area, the V-Line 610 offers the perfect space to stretch out, relax and enjoy a restful night's sleep in comfort and luxury.

Fiat 'Comfort-Matic' transmission and 130bhp, 147bhp and 177bhp engines are also available.
(Comfort-Matic not available on 115bhp engine)

View our full range at www.auto-trail.co.uk



Berths	2
Seatbelts	2
Engine	115 BHP (as standard)
Max weight	3500kgs
Dimensions	5.99m x 2.05m x 2.65m (LxWxH)



v-LINE

635 SE

Best of both worlds



635 SE

The V-Line 635 takes the most attractive features of its smaller stable mates and brings them together in a slightly longer compact vehicle. So the super-sized bed from the 610 SE sits behind the spacious lounge from the 605 SE – creating ample space for entertaining in two distinct habitation areas.

The 635 allows you to entertain friends for dinner before sinking back into a large double or two 6ft-plus single beds without re-arranging the front lounge.

This airy lounge/diner just inside the door is spacious enough to seat two adults around a small table, while the rear lounge will accommodate up to six people.



Combining a separate lounge/diner with a generous sleeping compartment and lively performance, the 635 SE really does deliver the best of both worlds.

Fiat 'Comfort-Matic' transmission and 130bhp, 147bhp and 177bhp engines are also available. (Comfort-Matic not available on 115bhp engine)

View our full range at www.auto-trail.co.uk



Berths	2
Seatbelts	2
Engine	115 BHP (as standard)
Max weight	3500kgs
Dimensions	6.36m x 2.05m x 2.65m (LxWxH)



v-LINE

636 SE

Flexibility and practicality



636 SE

A new addition for 2017, the 636 SE combines a large rear lounge and a dinette with two additional forward-facing belted seats for additional passenger-carrying capacity.

The forward-facing seats enable the 636 to carry four people in safety while the open plan rear lounge and double rear doors make it a flexible load-carrier as well as a long-range tourer. With a brace of long lounge seats, the extended rear lounge will seat six in comfort, and when it's time to hit the hay, this comfortable

sleeping compartment offers a choice of generous 6ft 3in twin beds or an enormous transverse double. Between the large rear lounge and the front dinette is a fully equipped washroom on the offside and well-appointed kitchen behind the nearside sliding door.

Standard equipment on a V-Line SE is generous, with ESC and traction control, a roof-mounted awning, 100-watt solar panel, microwave and spare wheel all included.




Fiat 'Comfort-Matic' transmission and 130bhp, 147bhp and 177bhp engines are also available.
(Comfort-Matic not available on 115bhp engine)

The new 636 SE adds a four-seat option to the acclaimed V-Line range for the first time, bringing additional practicality and increased flexibility to the constantly expanding line-up.

View our full range at www.auto-trail.co.uk



Berths	2
Seatbelts	4
Engine	115 BHP (as standard)
Max weight	3500kgs
Dimensions	6.36m x 2.05m x 2.65m (LxWxH)



v-LINE

600 Sport

The ultimate compact tourer



600 Sport

With its distinctive bespoke aerodynamic roof, flush-fitting tinted full-length windows and contemporary automotive design touches, the V-Line Sport stands out from the crowd on the road and on the campsite.

Beautifully proportioned and elegantly executed on the long wheel based Fiat Ducato chassis, this trio of striking leisure vehicles offers three very different layouts. In 600 configuration, the V-Line Sport is a mid-lounge layout with seating for up to six when the rotating cab seats are

brought into play. The panoramic Skyline rooflight fills the lounge with light and come night time, the opposed lounge seats convert to a large double bed or twin singles.

Behind the lounge sits a sealed wet room on the nearside and kitchen and wardrobe on the offside. Access to the habitation is via double rear doors or the nearside sliding side door.



Fiat 'Comfort-Matic' transmission and 130bhp, 147bhp and 177bhp engines are also available.
(Comfort-Matic not available on 115bhp engine)

View our full range at www.auto-trail.co.uk



Berths	2
Seatbelts	2
Engine	115 BHP (as standard)
Max weight	3500kgs
Dimensions	5.99m x 2.05m x 2.81m (LxWxH)



v-LINE

610 Sport

A proven layout with a new twist



610 Sport

The V-Line 610 Sport takes the traditional end lounge layout, which has remained such a firm favourite in the UK and successfully combines it with a well-equipped kitchen and fully functional wet room on a compact 6-metre platform.

This makes the 610 the perfect motorhome for couples who love the social side of motorhome touring.

The U-shaped lounge will seat six adults in comfort and converts either to a large double bed or two singles.

Like the rest of the V-Line Sport range, standard equipment is generous, with ESC and traction control, an integrated awning, 100-watt solar panel, spare wheel, a pair of customised stowable chairs and a second auxiliary leisure battery all included.



Fiat 'Comfort-Matic' transmission and 130bhp, 147bhp and 177bhp engines are also available.

(Comfort-Matic not available on 115bhp engine)

View our full range at www.auto-trail.co.uk



Berths	2
Seatbelts	2
Engine	115 BHP (as standard)
Max weight	3500kgs
Dimensions	5.99m x 2.05m x 2.81m (LxWxH)



v-LINE

620 Sport

Perfect for active travellers



620 Sport

The 620 Sport is the most versatile vehicle in the V-Line family – providing a comfortable fixed rear bed within a flexible layout and also offering a multi-berth option.

In standard form, the space-efficient transverse fixed rear bed leaves enough living space for an airy front lounge/ diner behind the cab seats, a practical kitchen and a fully

functional wet room. Alternatively, the front lounge can be swapped for a dinette with two forward-facing belted seats.

With its distinctive bespoke aerodynamic roof incorporating the panoramic Skyline rooflight, flush-fitting tinted full-length windows and contemporary automotive



design touches, the V-Line 620 Sport is guaranteed to make you feel at home even when you're on the road.

Fiat 'Comfort-Matic' transmission and 130bhp, 147bhp and 177bhp engines are also available.
(Comfort-Matic not available on 115bhp engine)

View our full range at www.auto-trail.co.uk



Berths	2
Seatbelts	2 (+2 with half dinette option)
Engine	115 BHP (as standard)
Max weight	3500kgs
Dimensions	5.99m x 2.05m x 2.81m (LxWxH)



Half dinette cost option



v-LINE

Refined

Car-like levels of refinement



Fiat Camper Services

00800-34281111

Travel in comfort, arrive in style

The Fiat Ducato has been Britain's favourite foundation for motorhome conversions for the last decade. During that time, Fiat has worked in collaboration with many of Europe's leading motorhome converters to refine the Ducato chassis and make it the most motorhome-friendly base vehicle on the market.

Recently revised to deliver even higher levels of comfort, refinement and efficiency, the latest X290 version offers the most car-like drive to date.

Behind the wheel, the commanding view of the road offers superior all-round visibility to most SUVs while the relaxed seating position, with adjustable wheel and seat positions, makes light of those longer journeys.

Steering controls, clutch and brakes are light and progressive, with the dashboard switchgear and instruments being logically laid out and intuitive to use.

More reasons to choose Fiat Ducato

- ✓ Built at Atessa – the largest and most advanced commercial vehicle manufacturing plant in Europe
- ✓ Stylish car-like design touches like the narrower headlight lenses and LEDs
- ✓ Re-engineered power steering and uprated brakes
- ✓ Cruise control with speed limiter as standard (Speed limiter n/a on 177bhp engine)
- ✓ Cab Air conditioning as standard
- ✓ Optional reversing camera (Sport models only as part of Media Pack)

Fiat Camper Assistance

Fiat operates a dedicated helpline for Ducato-based motorhome owners that operates across Europe. In the event of a breakdown or emergency, owners can call **00800 3428 1111** from a landline or a mobile for direct assistance from an English-speaking operator. In the case of a breakdown, the operator can transfer calls to a specialist technician or to Fiat Camper Assistance – the on-the-road support team established to help drivers of Ducato motorhomes.



Packed with features


Enhance your V-Line Sport specification

The V-Line Sport comes with a high level of specification as standard, but for customers who want an integrated entertainment system on the move and on the campsite, Auto-Trail's popular Media Pack represents excellent value for money.

What's included?

- A.** Integrated Avtex 18.5in drop-down widescreen TV/DVD player incorporating digital and satellite tuners
- B.** 5" colour touch screen DAB radio/CD player incorporating:
 - TomTom satellite navigation system (Western Europe)
 - DAB radio tuner and AUX/USB/iPod connection
 - MP3 compatible
 - Bluetooth hands-free audio streaming and receiving SMS text messages
 - Colour reversing camera integrated with 5-inch touchscreen display
- C.** Steering wheel controls for radio and telephone
- D.** Omnidirectional aerial

Only **£999**



Auto-Trail extras



Repair centre



Our skilled accident repair team will make it as good as new.

Major accidents in motorhomes are rare, but superficial damage caused by minor shunts can easily be repaired at our factory.

Our dedicated accident repair centre and NCC approved workshop is fully equipped to deal with any major repairs or technical issues with the interior or exterior of your vehicle.

Contact us to arrange a time for your vehicle to be attended to: 01472 571000
(Mon-Thurs 8.00am-5pm, Friday 8am-1pm).



Approved

Take a factory tour



Discover the Auto-Trail difference at our recently extended, state-of-the-art production facility. See the complex production process at first hand and get a unique insight into the care and attention to detail that goes into each and every one of our leisure vehicles. To pre-book your tour, simply visit our website to check for availability:

www.auto-trail.co.uk/factorytours

Auto-Trail Owners' Club

The Auto-Trail Owners' Club was established in 1993 and all Auto-Trail owners can apply for membership of the club. Whether your motorhome is brand new or an older model, everyone is welcome.

All new Auto-Trail owners get up to one year's free membership of the club. Benefits include membership cards, a rally programme booklet, windscreen sticker and the latest issue of the club magazine.

Members can take advantage of discounted motorhome insurance from several specialist motorhome insurers as well as discounts on accessories from authorised Auto-Trail dealers and other suppliers.

The club organises a number of rallies across the UK each year and newcomers to the brand are always welcome to attend a rally to see whether the rallying lifestyle appeals. For more information on the Owners' Club, visit

www.atocuk.com or for information on membership please e-mail **atoc.membership@gmail.com**.

V-LINE

Attention to detail

Small refinements that make a big difference

Engines

The V-Line range features Fiat's powerful but refined 115bhp 2.0 litre MultiJet II engine which is designed to provide smooth and comfortable long distance cruising and superb low-down flexibility for town and city driving.

The light and frugal 130bhp 2.3-litre version of the engine and uprated 147bhp and 177bhp versions as well as Comfort-Matic transmission (Comfort-Matic not available on 115bhp engine) are also available as options. All four engines comply with the latest Euro 6 emissions standard – making them exempt from emissions charges in most major European cities.

Safety

The Fiat Ducato incorporates some of the latest safety devices to minimise the risk of accidents, including:

- Electronic Stability Control (ESC) including hill hold and hill decent
- Traction Plus (traction control)
- ABS brakes
- Driver and passenger airbags

Innovation

Double floor insulation technology is unique to the V-Line Sport range, ensuring grade 3 thermal protection

The panoramic Skyline roof floods the habitation area of the Sport models with light, while the vertically opening rear door on the 610 and 620 offers convenient access to additional storage at the back of the van.



LED mood lighting



Low level LED lighting



Starter pack (Sport only)



Exterior wind out awnings



Steering wheel radio/telephone controls (Media Pack)



Panoramic Skyline roof (on Sport, n/a on 610)



3 engine options incl. 'Comfort-Matic' Auto (n/a on 115bhp engine)



Comprehensive 12v control panel



Daytime running lights




Integrated 25 ltr gas tank



Innovative storage areas (600 Sport only)



Thermal pleated cab blinds





Luxury upholstery schemes




Thermal pleated blinds and flyscreens

Approved





		MODEL								
		540 SE	605 SE	610 SE	635 SE	636 SE	600 SPORT	610 SPORT	620 SPORT	
cont...	Interior moulded raised roof panel for extra headroom			✗				✓		
	Interior colour coded moulded sidewalls with contrasting panels			✗				✓		
	Soft touch roof and side panels			✓				✗		
	Ventilated bed bases for extra comfort					✓				
	Auto-Trail umbrella					✓				
ELECTRICAL & GAS FEATURES										
	12v dimmable under locker LED lighting			✗				✓		
	12v mood lighting above upper lockers			✗				✓		
	12v LED reading lights					✓				
	230v socket(s)					✓				
	Coaxial TV aerial, 12v and 230v socket					✓				
	Digital clock with alarm facilities					✓				
	Engine battery condition indicator					✓				
	2 x 12v sockets to cab area					✓				
	Intelligent charging system with digital control panel					✓				
	RCD unit					✓				
	Rear speakers			✗					✓	
	Combi 4kW gas/230v heater/hot water 12v blown air incl. digital control panel					✓				
	All gas appliances are fitted with FFD (flame failure device)					✓				
25 ltr underslung gas tank					✓					
INSULATION & STRENGTH										
	5 year warranty for chassis and conversion (T&C's apply) †					✓				
	10 year body construction integrity warranty (T&C's apply) †					✓				
	Grade 3 insulation					✓				
	Galvanised external body panels					✓				
	40mm pressed structural floor with cushion vinyl flooring			✗					✓	
	Insulated side walls using heat reflective layered insulation					✓				
	Insulated and integrated vehicle services					✓				
EXTERIOR STYLE & FEATURES										
	Black coded front grille and lower skid plate					✓				
	Silver metallic exterior paintwork					✓				
	Concealed radio aerial (mounted on roof on SE)					✓				

		MODEL							
		540 SE	605 SE	610 SE	635 SE	636 SE	600 SPORT	610 SPORT	620 SPORT
cont...	Aerodynamically shaped roof with integrated rain run off channels		✗					✓	
	Cut cab with integrated steel frame		✗					✓	
	Low level side protection rubbing strips				✓				
	Colour coded front bumper				✓				
	Black exterior wind out awning				✓				
	Unique rear back panel incorporating a top hinged gas strut rear door			✗				✓	
	Adjustable, heated, electrically operated door mirrors				✓				
	Front mud flaps		✗					✓	
	Electrically operated external step				✓				
	Integral step		✗					✓	
	Chrome handle covers		✗					✓	
	16" Fiat alloy wheels incl. steel spare				✓				
	Exterior hot and cold shower		✗					✓	
	External gas BBQ point		✗					✓	
STORAGE & ACCESS									
	Garage style rear storage with coat hooks, drip tray for muddy boots, gas locker, toilet cassette access and large full extension drawer		✗				✓		✗
	Overcab storage area				✓				
	Under floor storage system with slide out drawer/s		✗					✓	
	Split level storage to bed boxes		✗					✓	
	Integrated shelf storage				✓				
	Moulded storage areas to rear doors				✓				
	Folding chairs (2)		✗					✓	
	Leveling blocks		✗					✓	
	Tripod table base		✗				✓		

- KEY:**
- ✓ Included as standard
 - £ Cost option
 - ✗ No cost option
 - ✗ Not available/applicable

† Terms and conditions apply
see www.auto-trail.co.uk for details.

V-LINE

		MODEL							
		540 SE	605 SE	610 SE	635 SE	636 SE	600 SPORT	610 SPORT	620 SPORT
MEASUREMENTS/CAPACITY									
	Max. authorised weight (kg)	3500	3500	3500	3500	3500	3500	3500	3500
	Max. gross train weight (kg)	6000	6000	6000	6000	6000	6000	6000	6000
	MRO – Mass in Running Order (kg)	2830	2900	2950	3020	3080	3100	3090	3200
	Overall length m (Imperial)	5.41 (17'9")	5.99 (19'7")	5.99 (19'7")	6.36 (20'10")	6.36 (20'10")	5.99 (19'7")	5.99 (19'7")	5.99 (19'7")
	Wheel base (mm)	3450	4035	4035	4035	4035	4035	4035	4035
	Tyres	225/75 R16CP	225/75 R16CP	225/75 R16CP	225/75 R16CP	225/75 R16CP	225/75 R16CP	225/75 R16CP	225/75 R16CP
	Awning size (Recessed on "Sport") (m)	3	3.5	3.5	3.5	3.5	3.5	3.5	3.5
	Height incl. TV aerial m (Imperial)	2.68 (8'7")	2.68 (8'7")	2.68 (8'7")	2.68 (8'7")	2.68 (8'7")	2.81 (9'2")	2.81 (9'2")	2.81 (9'2")
	Overall width mirrors folded m (Imperial)	2.27 (7'4")	2.27 (7'4")	2.27 (7'4")	2.27 (7'4")	2.27 (7'4")	2.27 (7'4")	2.27 (7'4")	2.27 (7'4")
	Overall width mirrors unfolded m (Imperial)	2.51 (8'2")	2.51 (8'2")	2.51 (8'2")	2.51 (8'2")	2.51 (8'2")	2.51 (8'2")	2.51 (8'2")	2.51 (8'2")
	Fresh water capacity (ltr)	58	70	70	70	70	70	70	70
	Waste water capacity (ltr)	58	70	70	70	70	70	70	70
	Fuel tank capacity (ltr)	90	90	90	90	90	90	90	90
	25 ltr underslung LPG gas tank	✓	✓	✓	✓	✓	✓	✓	✓
BEDS									
	Front offside m (Imperial)	✗	✗	✗	✗	✗	1.83 x 0.7 (6'0" x 2'4")	✗	1.62 x 0.9 (5'4" x 2'11")
	Front nearside m (Imperial)	✗	✗	✗	✗	✗	1.83 x 0.7 (6'0" x 2'4")	✗	✗
	Front double m (Imperial)	✗	✗	✗	✗	✗	1.85 x 1.36 (6'1" x 4'6")	✗	✗
	Rear double m (Imperial)	1.86 x 1.32 (6'1" x 4'3")	1.86 x 1.40 (6'1" x 4'7")	1.86 x 1.91 (6'1" x 6'3")	1.86 x 1.86 (6'1" x 6'1")	1.85 x 1.85 (6'1" x 6'1")	✗	1.85 x 1.37 (6'1" x 4'6")	1.94 x 1.22 (6'4" x 4'0")
	Rear single beds x 2 m (Imperial)	✗	✗	0.65 x 1.91 (x2) (2'1" x 6'3")	Near side: 0.68 x 1.76 (2'2" x 5'9") Off-side: 0.65 x 1.86 (2'1" x 6'1")	Near side: 0.65 x 1.85 (2'1" x 6'1") Off-side: 0.68 x 1.80 (2'2" x 6'0")	✗	0.7 x 1.85 (2'4" x 6'1")	✗

Mass in Running Order (MRO): The Mass in Running Order (MRO) is the mass of the empty vehicle including a 75kg allowance for the driver, the Diesel tank full and an LPG cylinder full. The MRO is calculated with the freshwater tank empty on all models. Should you choose to travel with water in your freshwater tank the figure must be adjusted accordingly.

Tolerances: The MRO figure quoted is representative of a number of similar specification models weighed on our fully calibrated axle weighbridge. Because of the materials and construction techniques used in the manufacture of our motorhomes, all weights quoted by us are subject to the tolerances allowed in Regulation (EU) No. 1230/2012 (+/-3%).

KEY:

- ✓ Included as standard
- £ Cost option
- + No cost option
- ✗ Not available/applicable

V-LINE

Auto-Trail VR Limited

Trigano House, Genesis Way, Europarc, Grimsby, North East Lincolnshire, DN37 9TU

T: +44(0) 1472 571000 E: sales@auto-trail.co.uk

For further information visit: www.auto-trail.co.uk

Issue 2 Oct 2016

Auto-Trail VR Limited reserve the right to alter specifications, prices and model ranges as materials and conditions demand, which could affect the unladen weight and therefore can accept no responsibility for discrepancies between this information and subsequent models. All Motorhomes in this brochure conform to European Standards for Motorhomes: EN1646

All photographs show vehicles fitted with the cost optional Media Pack(s), photographs may show other optional extras and may contain photography props not included with the purchase of a vehicle. The content of this publication is as accurate as possible from the information available at the time of going to press (October 2016).

This brochure is printed using sustainable resources. When you have finished with this brochure please recycle it.

Ducato Hill-Holder function: The "Hill-Holder" is provided together with the ESC. This facility does not affect safety, but rather comfort, helping the driver with hill starts. The device, by combining the information from dedicated sensors (on pedal unit, gearbox and Powertrain Control Module), automatically provides the braking torque necessary to keep the vehicle stationary on a slope, without the driver holding down the brake pedal. The system automatically disengages after 2.5 seconds, or when the driver, releasing the clutch and accelerating, requests the engine torque required for setting off.

Hill Holder system: This system is an integral part of the ESC system and facilitates starting on slopes. It is automatically activated in the following conditions:

- uphill: vehicle stationary on a road with a gradient higher than 5%, engine running, brake pressed and gearbox in neutral or gear (other than reverse) engaged
- downhill: vehicle stationary on a road with a gradient higher than 5%, engine running, brake pressed and reverse gear engaged.

When setting off, the ESC system control unit maintains the braking pressure on the wheels until the torque necessary for starting is reached, or in any case for a maximum of 2 seconds, allowing your right foot to be moved easily from the brake pedal to the accelerator. When two seconds have elapsed, without starting, the system is automatically deactivated, gradually releasing the braking pressure. During this release stage, the typical brake disengagement noise indicating that the vehicle is going to move imminently will be heard.

Traction Plus, including hill descent – please note, activates up to 30kph.

IMPORTANT: The Hill Holder system is not a parking brake; Therefore, never leave the vehicle without having engaged the handbrake, turned the engine off and engaged first gear, so that it is parked in safe conditions.

Private exporting of vehicles: Auto-Trail Motorhomes are designed and manufactured to operate in a specific country or region and therefore it is imperative that when purchasing a new vehicle, the buyer should be completely aware of the design and operating parameters of the product. Vehicles purchased in the UK are not only built to the necessary European Directives and Standards (e.g. ECWVTA – Type approval), but also are equipped with components that are designed to operate in a typical European temperate climate.

Should a customer choose to export a registered vehicle from the UK, or purchase a vehicle from a non-aligned dealership outside the UK, it is their responsibility to ensure that any required modifications have been completed to the correct standard, and that the vehicle complies with all legislation of the country in which the vehicle is to be registered. Any equipment that is operated in a country that it is not designed for will either not perform correctly and could possibly fail. This equipment may also not be covered by the appliance manufacturer's warranty.

Similarly, Auto-Trail vehicles are designed to be used on normal tarmac roads, with occasional off road campsite use. Should a vehicle be used outside of these conditions, the vehicle could suffer undue load, stress and ingress of debris and therefore Auto-Trail will not be held liable for any such failure and as a result any applicable warranty will be void.

Please note, this brochure is only a guide. For the latest information on our motorhomes please visit our website www.auto-trail.co.uk.

NAVIGATION AID

Your vehicle may be fitted with an audio / visual navigation aid. This navigation aid is designed to assist the driver whilst travelling, it is not meant to replace a driver's self-judgement as to the suitability of a specific route for their vehicle. Auto-Trail will not accept any responsibility for any accident caused by a driver's negligence.

Authorised stockist details:



A member of the Trigano Group of companies

13019 Designed and produced by Kal Group.
Email: letstalk@kal-group.com or visit the website at www.kal-group.com

