









INTERNATIONAL

# TECHNICAL DATA SPECIFICATION

2018.

**Sunlight** 



	T 58	T 60	T 64	T 65	T 66	T 67	T 68	T 69 S	T 69 L
									
Length / width / height	598 / 233 / 291 cm	598 / 233 / 291 cm	683 / 233 / 291 cm	699 / 233 / 291 cm	693 / 233 / 291 cm	738 / 233 / 291 cm	743 / 233 / 291 cm	699 / 233 / 291 cm	743 / 233 / 291 cm
Internal height	195 cm	195 cm	210 cm	210 cm	195 cm	210 cm	210 cm	210 cm	210 cm
Base engine	2,3l MJet	2,3l MJet	2,3l MJet	2,3l MJet	2,3l MJet	2,3l MJet	2,3l MJet	2,3l MJet	2,3l MJet
Power rating kW (bhp)	96 (130)	96 (130)	96 (130)	96 (130)	96 (130)	96 (130)	96 (130)	96 (130)	96 (130)
Chassis type	Fiat ladder frame	Fiat ladder frame	Fiat low frame	Fiat low frame	Fiat ladder frame	Fiat low frame	Fiat low frame	Fiat low frame	Fiat low frame
Mass in running order (MIRO)	2.715 kg	2.645 kg	2.730 kg	2.810 kg	2.795 kg	2.815 kg	2.895 kg	2.810 kg	2.895 kg
Payload	780 kg	850 kg	765 kg	685 kg	700 kg	680 kg	600 kg	685 kg	600 kg
Maximum gross vehicle weight	3.495 kg	3.495 kg	3.495 kg	3.495 kg	3.495 kg	3.495 kg	3.495 kg	3.495 kg	3.495 kg
Weight upgrade (optional)	3.850 kg <sup>OPT</sup>	3.850 kg <sup>OPT</sup>	3.850 kg <sup>OPT</sup>	3.850 kg <sup>OPT</sup>	3.850 kg <sup>OPT</sup>	3.850 kg <sup>OPT</sup>	3.850 kg <sup>OPT</sup>	3.850 kg <sup>OPT</sup>	3.850 kg <sup>OPT</sup>
Towing weight, 12 % braked / unbraked <sup>1</sup>	2.000 / 750 kg	2.000 / 750 kg	2.000 / 750 kg	2.000 / 750 kg	2.000 / 750 kg	2.000 / 750 kg	2.000 / 750 kg	2.000 / 750 kg	2.000 / 750 kg
Tyres	215 / 70 R 15 C	215 / 70 R 15 C	215 / 70 R 15 C	215 / 70 R 15 C	215 / 70 R 15 C	215 / 70 R 15 C	215 / 70 R 15 C	215 / 70 R 15 C	215 / 70 R 15 C
Wheel base	345 cm	345 cm	380 cm	404 cm	380 cm	404 cm	404 cm	404 cm	404 cm
Homologated seats at 3.495 t max. weight <sup>2</sup>	4	4	4 / 5 <sup>OPT / 2</sup>	4 / 5 <sup>OPT / 2</sup>	4	4 / 5 <sup>OPT / 2</sup>	4 / 5 <sup>OPT / 2</sup>	4	4 / 5 <sup>OPT / 2</sup>
Berths	2 / 3 <sup>OPT</sup>	2 / 3 <sup>OPT</sup>	2 / 5 <sup>OPT</sup>	2 / 5 <sup>OPT</sup>	2 / 3 <sup>OPT</sup>	2 / 5 <sup>OPT</sup>	2 / 5 <sup>OPT</sup>	2 / 5 <sup>OPT</sup>	2 / 5 <sup>OPT</sup>
Bed size Overcab / Pull-down bed	—	—	195 × 140 / 110 <sup>OPT</sup>	195 × 140 / 110 cm <sup>OPT</sup>	—	195 × 140 / 110 cm <sup>OPT</sup>	195 × 140 / 110 cm <sup>OPT</sup>	195 × 140 / 110 cm <sup>OPT</sup>	195 × 140 / 110 cm <sup>OPT</sup>
Bed size middle bed	160 × 100 / 75 cm <sup>3</sup>	210 × 65 / 45 cm <sup>OPT / 4</sup>	210 × 100 cm <sup>OPT</sup>	210 × 65 cm <sup>OPT</sup>	170x100/75 cm <sup>3</sup>	210 × 100 cm <sup>OPT</sup>	210 × 65 cm <sup>OPT</sup>	210 × 65 / 45 cm <sup>OPT</sup>	210 × 65 cm <sup>OPT</sup>
Bed size rear	200 × 135 / 115 cm	210 × 140 / 130 cm	205 × 135 / 100 cm	210 × 140 / 130 cm	1 × 210 × 80 cm 1 × 200 × 80 cm 210 / 200 × 210 cm <sup>OPT</sup>	1 × 205 × 80 cm 1 × 210 × 80 cm 205 / 210 × 210 cm <sup>OPT</sup>	1 × 210 × 80 cm 1 × 215 × 80 cm 210 / 215 × 210 cm <sup>OPT</sup>	190 × 150 cm	195 × 150 cm
Fridge / freezer compartment	113 / 14l	113 / 14l	113 / 14l 167 / 29l <sup>OPT</sup>	113 / 14l 167 / 29l <sup>OPT</sup>	113 / 14l 167 / 29l <sup>OPT</sup>	113 / 14l 167 / 29l <sup>OPT</sup>	113 / 14l 167 / 29l <sup>OPT</sup>	113 / 14l 167 / 29l <sup>OPT</sup>	113 / 14l 167 / 29l <sup>OPT</sup>
Water tank incl. boiler (red.Vol.) <sup>5</sup>	122 (20)l	122 (20)l	122 (20)l	122 (20)l	122 (20)l	122 (20)l	122 (20)l	122 (20)l	122 (20)l
Waste water tank	92l	92l	92l	92l	92l	92l	92l	92l	92l
Battery / charger	95 / 18 Ah/A	95 / 18 Ah/A	95 / 18 Ah/A	95 / 18 Ah/A	95 / 18 Ah/A	95 / 18 Ah/A	95 / 18 Ah/A	95 / 18 Ah/A	95 / 18 Ah/A
Power outlets 230 V	3 / 5 <sup>OPT</sup>	2 / 4 <sup>OPT</sup>	3 / 5 <sup>OPT</sup>	3 / 5 <sup>OPT</sup>	2 / 4 <sup>OPT</sup>	2 / 4 <sup>OPT</sup>	3 / 5 <sup>OPT</sup>	3 / 5 <sup>OPT</sup>	3 / 5 <sup>OPT</sup>
Power outlets 12 V	1	1	1	1	1	1	1	1	1
USB socket (double)	1	1	1	1	1	1	1	1	1
Heating	Combi 6	Combi 6	Combi 6	Combi 6	Combi 6	Combi 6	Combi 6	Combi 6	Combi 6
Swivelling driver's / passenger seat	●	●	●	●	●	●	●	●	●
Garage door W × H	—	R 65 × 110 cm	—	R 65 × 105 cm	R 75 × 110 cm	R 95 × 110 cm	R 95 × 110 cm	R 75 × 90 cm	R 105 × 90 cm
Storage locker door W × H	L 65 × 75 cm	L 45 × 70 cm <sup>OPT</sup>	L 85 × 55 cm	L 65 × 75 cm <sup>OPT</sup>	L 75 × 75 cm <sup>OPT</sup>	L 75 × 80 cm <sup>OPT</sup>	L 75 × 80 cm <sup>OPT</sup>	L 75 × 90 cm	L 65 × 90 cm

1) With optional weight upgrade to 3.850 kg, towing weight is reduced to 1.900 kg.

2) General note on permitted persons: With the installation of factory chassis options, optional equipment and packages, the permitted number of passengers can be reduced or a load uprating may be needed (see optional extras). Homologation of more than 4 persons only in conjunction with the safety package (Coachbuilds) or the optional 5th seat (Low Profiles / A-Class).






3) Bed conversion with optional cushion over driver's seat.

4) When ordering the option "bed conversion" please note that the wardrobe is replaced by a seat including overhead locker.

5) Capacity of fresh water tank within the Regulation (EU) 1230/2012, taking into account the limitation valve on the fresh water tank (20 litres) is open. The maximum gross vehicle weight and the permissible axle load may not be exceeded. In accordance with VO (EU) 1230/2012 the "mass in running order" includes 20l fresh water, 1 × alu gas bottle (15 kg) and a cable drum (4 kg).

OPT) Optional / ● standard / — not possible / R) right / L) left

Technical information may include printing errors and be subject to other mistakes.

	A 68	A 70	A 72	I 68	I 69 L
					
Length / width / height	663 / 233 / 310 cm	728 / 233 / 310 cm	723 / 233 / 310 cm	743 / 233 / 294 cm	743 / 233 / 294 cm
Internal height	195 cm	195 cm	195 cm	213 cm	213 cm
Base engine	2,3l MJet	2,3l MJet	2,3l MJet	2,3l MJet	2,3l MJet
Power rating kW (bhp)	96 (130)	96 (130)	96 (130)	96 (130)	96 (130)
Chassis type	Fiat ladder frame	Fiat ladder frame	Fiat ladder frame	Fiat low frame	Fiat low frame
Mass in running order (MIRO)	2.835 kg	2.915 kg	2.905 kg	2.950 kg	2.950 kg
Payload	660 kg	580 kg	590 kg	545 kg	545 kg
Maximum gross vehicle weight	3.495 kg	3.495 kg	3.495 kg	3.495 kg	3.495 kg
Weight upgrade (optional)	3.850 kg <sup>OPT</sup>	3.850 kg <sup>OPT</sup>	3.850 kg <sup>OPT</sup>	3.850 kg <sup>OPT</sup>	3.850 kg <sup>OPT</sup>
Towing weight, 12 % braked / unbraked <sup>1</sup>	2.000 / 750 kg	2.000 / 750 kg	2.000 / 750 kg	2.000 / 750 kg	2.000 / 750 kg
Tyres	215 / 70 R 15 C	215 / 70 R 15 C	215 / 70 R 15 C	215 / 70 R 15 C	215 / 70 R 15 C
Wheel base	380 cm	404 cm	404 cm	404 cm	404 cm
Homologated seats at 3.495 t max. weight <sup>2</sup>	4 / 6 <sup>OPT/2</sup>	4 / 6 <sup>OPT/2</sup>	4 / 6 <sup>OPT/2</sup>	4 / 5 <sup>OPT/2</sup>	4 / 5 <sup>OPT/2</sup>
Berths	6	6	6	4 / 5 <sup>OPT</sup>	4 / 5 <sup>OPT</sup>
Bed size Overcab / Pull-down bed	210 × 160 cm	210 × 160 cm	210 × 160 cm	200 × 150 cm	200 × 150 cm
Bed size middle bed	175 × 100 cm	185 × 100 cm	175 × 100 cm	210 × 65 cm <sup>OPT</sup>	210 × 65 cm <sup>OPT</sup>
Bed size rear	1 × 210 × 85 cm 1 × 205 × 80 cm	210 × 150 / 135 cm	2 × (210 × 80) cm	1 × 210 × 80 cm 1 × 215 × 80 cm 210 / 215 × 210 cm <sup>OPT</sup>	195 × 150 cm
Fridge / freezer compartment	113 / 14l 167 / 29l <sup>OPT</sup>	113 / 14l 167 / 29l <sup>OPT</sup>	113 / 14l 167 / 29l <sup>OPT</sup>	113 / 14l 167 / 29l <sup>OPT</sup>	113 / 14l 167 / 29l <sup>OPT</sup>
Water tank incl. boiler (red.Vol.) <sup>5</sup>	122 (20)l	122 (20)l	122 (20)l	122 (20)l	122 (20)l
Waste water tank	92l	92l	92l	92l	92l
Battery / charger	95 / 18 Ah/A	95 / 18 Ah/A	95 / 18 Ah/A	95 / 18 Ah/A	95 / 18 Ah/A
Power outlets 230 V	2 / 4 <sup>OPT</sup>	2 / 4 <sup>OPT</sup>	2 / 4 <sup>OPT</sup>	3 / 5 <sup>OPT</sup>	3 / 5 <sup>OPT</sup>
Power outlets 12 V	1	1	1	1	1
USB socket (double)	1	1	1	1	1
Heating	Combi 6	Combi 6	Combi 6	Combi 6	Combi 6
Swivelling driver's / passenger seat	–	–	–	•	•
Garage door W × H	R 65 × 120 cm	R 105 × 120 cm	R 60 × 120 cm	R 95 × 110 cm	R 105 × 90 cm
Storage locker door W × H	L 60 × 100 cm <sup>OPT</sup>	L 105 × 80 cm <sup>OPT</sup>	L 60 × 100 cm <sup>OPT</sup>	L 75 × 80 cm <sup>OPT</sup>	L 65 × 90 cm

# STANDARD SPECIFICATION.

## BASIC VEHICLE



- Fiat Ducato, 2,3 Multi-Jet with 96 kW / 130 BHP, MultiJet direct injection, emission standard EURO 6
- Wide-track chassis
- Front Wheel Drive
- Daytime running lights, integrated in headlights
- Driver airbag
- ABS, EBD
- Electric operated cab windows and central locking on Low Profiles and Coachbuilt models
- Panoramic laminated glass windshield all-round (for A-Class models)
- Low vibration, electrical and heated cab mirrors in coach optic (for A-Class models)
- Body coloured front bumper (not for A-Class models)
- Fix & Go breakdown kit
- Central cup holder
- Comfortable driving experience with rear and front axle stabilizers
- Disc brakes, heat convection, tachometer, power steering, immobiliser, 3-point seat belt
- Fiat steel rims 15" including wheel trims
- Tablet holder and USB port
- Driver and passenger seats with armrests & upholstered covers
- Driver and passenger seats swivel on Low Profile and A-Class models
- Height and rake adjustment for driver seat (optional for passenger seat)

## CONVERSION



- 5-year water ingress warranty\*
- GRP (glass fibre reinforced plastic) roof and rear wall
- Aluminium sidewalls
- Roof and sidewall thickness: 34 mm, floor thickness: 41 mm
- Rear moulding with integrated lights in three parts
- Cab blinds for best insulation and privacy shield (for A-Class models)
- High quality entrance door with ergonomic handle inside and outside
- Flyscreen door (one-piece)
- Double glazed hinged window with cassette blinds and flyscreens (except for bathroom)
- Roof light with frosted perspex glas and flyscreen
- Electric entrance step (Coupé entrance for A-Class models)
- Large rear garage with lowered frame, rubber mats, lashing rings and interior lighting (depending on model)
- Splash water seals for the exterior storage locker and doors
- Payload in garage up to 150 kg

## COMFORT



- Ergonomically shaped upholstery for improved seat comfort
- L-shape lounge with free-standing, rotating and swivelling table (T 68, T 69 L, I 68, I 69 L)
- Table extension (except T 68, T 69 L, I 68, I 69 L)
- High-quality mattress in all beds (provable 100 % free of dust mites)
- Mattress cover removable and washable
- Wooden slatted frame in all fixed-beds for better sleeping comfort
- Pull-down bed standard on A-Class models
- Overcab with side window on the right, hot air nozzles, 72 cm headroom and 210 × 160 cm bed size
- Overcab bed foldable for better access to the driver's cab
- Safety net on overcab beds, bunk beds and on pull-down beds (depending on model)
- Spacious storage compartments and storage options
- Ventilation for storage locker and seat backrest
- Furniture colour Sensual Oak and Cosy White
- Floor classic ambience

## INSTALLATIONS



- Overhead locker with integrated LED light
- High-performance, maintenance-free leisure battery (95 Ah AGM)
- Bord-control-panel supplies information about filling levels and battery capacity
- Automatic switching and separating systems for starter and leisure battery as well as for refrigerator
- Electric charger for leisure and vehicle battery 12V / 18 A
- CEE 230V external socket with safety device
- Residual Current Device (RCD)
- LED-Awning light
- USB Socket

## HEATING / GAS SUPPLY



- Gas bottle locker for 2 × 11 kg gas bottles
- Combi 6 gas heating with integrated 10l boiler
- Gas control valves easily accessible and centrally arranged

## KITCHEN / WATER SUPPLY



- Ergonomically arranged kitchen with spacious work top
- Large drawers with soft-close in the kitchen unit
- 3-burner hob with cast iron pan support and glass lid
- Large, round kitchen sink in stainless steel with black glass lid
- Water tank incl. boiler 122l, waste water tank 92l
- Fridge 113l with freezer compartment 14l
- LED light-band
- Waste bin

## BATHROOM



- Bathroom with separate shower in T 64, A 68, A 70
- Vario bathroom in T 60, T 66, T 67 and A 72
- Spacious bathroom with separate shower on the opposite side T 65, T 69 S, T 68, T 69 L, I 68 and I 69 L
- Bathroom with bench toilet and integrated shower cubicle in T 58
- Swivel cassette toilet with electric flush (depending on model)
- Roof vent with integrated flyscreen blind (depending on model)
- Large mirrors

## SOFT FURNISHING








- Macadamia
- Santa Cruz

1)-5) See previous pages

\* The water ingress warranty conditions of Sunlight GmbH apply.



OPTIONAL EXTRAS.

 Chassis	WEIGHT	T 58	T 60	T 64	T 65	T 66	T 67	T 68	T 69S	T 69L	A 68	A 70	A 72	I 68	I 69L
FIAT 2.3 I - 109 kW (150 hp) - EURO 6	/	•	•	•	•	•	•	•	•	•	•	•	•	•	•
FIAT 16" steel rims (for light chassis) with Fiat wheel trims	18,4 kg	•	•	•	•	•	•	•	•	•	•	•	•	•	•
Weight increase (no chassis modification)	/	•	•	•	•	•	•	•	•	•	•	•	•	•	•
Comfort-Matic-gearbox	17 kg	•	•	•	•	•	•	•	•	•	•	•	•	•	•
 Exterior															
Insulated waste water tank	2 kg	•	•	•	•	•	•	•	•	•	•	•	•	•	•
Cab sunroof	8 kg	•	•	•	•	•	•	•	•	•	—	—	—	—	—
2nd external storage door (size depends on layout) <sup>1</sup>	3 kg	—	•	—	•	•	•	•	◦	◦	•	•	•	•	◦
Two rear corner steadies	6 kg	•	•	•	•	•	•	•	•	•	•	•	•	•	•
 Interior/living area															
Bed conversion for seating area <sup>2</sup>	5 kg	—	•	•	•	—	•	•	•	•	◦	◦	◦	•	•
Bed conversion single to double bed	3 kg	—	—	—	—	•	•	•	—	—	—	—	—	•	—
Extra bed onto driver's seat	10 kg	•	•	—	—	•	—	—	—	—	—	—	—	—	—
Drop-down bed	55 kg	—	—	•	•	—	•	•	•	•	—	—	—	◦	◦
Large wardrobe (T 66 on kitchen counter/in kitchen unit/T 67, T 68 & I 68 between single beds) <sup>3</sup>	/	—	—	—	—	•	•	•	—	—	—	—	—	•	—
5th seat on side bench with seat belt <sup>4/5</sup>	15 kg	—	—	•	•	—	•	•	—	•	—	—	—	•	•
Carpet	7 kg	•	•	•	•	•	•	•	•	•	•	•	•	•	•
Safety Pack: 2 headrests and 2 lap belts on bench against direction of travel (Persons permitted depending on vehicle weight) <sup>5</sup>	8 kg	—	—	—	—	—	—	—	—	—	•	•	•	—	—
 Installations															
Second AGM leisure battery 95 Ah	27 kg	•	•	•	•	•	•	•	•	•	•	•	•	•	•
Heating Combi 6 E (gas heating) (with electric heating element)	2 kg	•	•	•	•	•	•	•	•	•	•	•	•	•	•
Floor heating electric in living area	6 kg	•	•	•	•	•	•	•	•	•	•	•	•	•	•
12V TV pre-cabling incl. flat screen holder	3 kg	•	•	•	•	•	•	•	•	•	•	•	•	•	•
Pre-cabling reversing camera	1 kg	•	•	•	•	•	•	•	•	•	•	•	•	•	•
Oven in kitchen unit only in conjunction with 167 l fridge (except T 58/T 60)	14 kg	•	•	•	•	•	•	•	•	•	•	•	•	•	•
Extractor fan	3 kg	•	•	•	•	•	•	•	•	•	•	•	•	•	•
Large 167 l fridge with separate 29 l freezer compartment <sup>3</sup>	15 kg	—	—	•	•	•	•	•	•	•	•	•	•	•	•
 Miscellaneous															
Registration documents	/	■	■	■	■	■	■	■	■	■	■	■	■	■	■

• optional   ◦ standard specification   ■ obligatory   — not possible

1) Lower window will be omitted on A 72 and A 68  
2) Please note that the wardrobe in the living room is replaced by a side seat including overhead stowage compartment when ordering Seating group conversion option, for the T 60  
3) Combination large wardrobe and refrigerator 167 l with separate 29 l freezer on T 66 not possible.  
4) Storage locker door in bench seat not possible in combination with 5th seat  
5) General information about authorised number of persons: The permitted number of persons is adjusted by taking into account the gross weight  
6) If the Basic Pack is not required, the shower cubicle lining, the LED interior light and the power outlet above the kitchen unit and in the garage are mandatory options. For the A-Class the driver's cab door is also mandatory.

7) No Mirror in T 69 S  
8) Captain Chair without Basic Pack only in conjunction with height-adjustable passenger seat or Chassis-Package

All prices are non-binding recommended sales prices including VAT ex works (Neustadt factory).  
Prices for special installations apply only for new serial production. Specified dimensions and weights are approximate values. The empty weight corresponds to the series version without optional equipment. The specified load capacity is reduced when installing optional equipment.

PACKAGES.

BASIC Low Profile + Coachbuilt<sup>6</sup> + 22 kg

- Panoramic roof light over lounging area
- Clear glass roof light 40 x 40
- Shower cubicle lining
- Mirror with coat hooks<sup>7</sup>
- Wooden grating in shower tray
- Captain chairs with 2 armrests & covers<sup>8</sup>
- LED interior light
- Add. power outlet in overhead locker above the kitchen unit
- Clothes rail in bathroom
- Power outlet in the garage

BASIC A-Class<sup>6</sup> + 41 kg

- Panoramic roof light over lounging area
- Clear glass roof light 40 x 40
- Shower cubicle lining
- Mirror with coat hooks
- Wooden grating in shower tray
- Pilote seats with 2 armrests & covers<sup>8</sup>
- LED interior light
- Add. power outlet in overhead locker above the kitchen unit
- Clothes rail in bathroom
- Power outlet in the garage
- Driver's cab door left
- Clear glass roof light 40 x 40 (above pull-down bed)

CHASSIS Low Profile + Coachbuilt + 30 kg

- Manual cab air conditioning
- ESP incl. TCS (traction control system) & hillholder
- Passenger airbag
- Electric and heated mirrors
- Cruise control
- Radio pre-wiring including speakers
- Radio aerial integrated in mirror
- Height-adjustable passenger seat

CHASSIS A-Class + 28 kg

- Manual cab air conditioning
- ESP incl. Traction +
- Passenger airbag
- Cruise control
- Radio pre-wiring including speakers
- Height-adjustable passenger seat

CHASSIS COMFORT Low Profile + Coachbuilt +0 kg

- FIAT original 16" alloy wheels
- Leather steering wheel and gear knob in leather trim
- Instrument panel with chrome rings
- Instrument panel with applications (Techno-Trim)
- LED daytime running lights
- Headlights with black frame
- Radiator grill in glossy black

CHASSIS COMFORT A-Class +0 kg

- FIAT original 16" alloy wheels
- Leather steering wheel and gear knob in leather trim
- Instrument panel with chrome rings
- Instrument panel with applications (Techno-Trim)

ACTIVE + 4 kg

- Side walls in titansilver metallic, Sunlight Active decals
- High-level rear light cluster elements





# FREEDOM IS MY LIFE.

## INTERNATIONAL

### General information

The „mass in running order“ (MIRO) according to VO (EU) 1230/2012 is the mass of the unladen vehicle including the driver (75 kg) and full tank of fuel (90 %) as well as the basic equipment: Fresh water tank with reduced volume (20 kg), gas bottle (15 kg) and cable drum (4 kg). The maximum technical permissible laden mass (MTPLM) as well as the maximum axle loads should not be exceeded by personal belongings, number of passengers or optional equipment. The maximum user payload and permitted number of persons will reduce accordingly to optional equipment. The information regarding delivery, appearance, performance, dimensions and weight of

the vehicles correspond to the existing knowledge at the date of printing and to the European homologation regulations. These may change by the time the vehicle is purchased or delivered. Variations within the factory tolerances (+/- 5 % max.) are possible and permitted. Price list Sunlight motorhomes 06/2017, prices valid from 15.08.2017. With the issue of this price list all previous price lists are no longer valid. Throughout Europe there might be different Euro prices. Depending on the country specifications in standard equipment, VAT or luxury tax. Copyright: Sunlight GmbH. Errors and printing mistakes on prices and technical data are reserved.

Subject to changes in construction and equipment. Errors excepted.  
A company of the ERWIN HYMER GROUP.

[WWW.SUNLIGHT.DE/EN](http://WWW.SUNLIGHT.DE/EN)