

E



Concorde

REISEMOBILE AUS LEIDENSCHAFT



CENTURION



INDEX

6	SPECIAL FEATURES OF THE BODY
10	INTERIOR EQUIPMENT
22	STANDARD HIGHLIGHTS
26	MATERIALS AND SURFACES
28	STANDARD EQUIPMENT
34	TECHNICAL SPECIFICATIONS
36	OPTIONAL EQUIPMENT



THE DREAM CASTLE *ON WHEELS*

With the new Centurion, the many years of experience and development of the Concorde premium flagship have flowed into a perfect, majestic vehicle. Two versions, an integrated and a partially-integrated land yacht, unite the nearly unsurpassable luxury and the highest level of comfort. The dream of the drivable castle has come true.

LAND YACHT **WITH** *DINGHY*

The Centurion is a single-family home with an "underground garage" on up to eight wheels. We fulfil the dream of independence in the partially-integrated version with one floor plan, in the integrated version with two floor plans. Up to 26 tonnes of gross vehicle weight is distributed over up to 12 metres. With a vehicle width of up to 2.5 metres and a height of 3.85 metres, there is plenty of room to stretch out inside the land yacht. Air-sprung axles with omnibus comfort and 6 cylinder engines with up to 350 kW / 476 hp make for a driving experience on cloud nine.





BASIC FRAMEWORK *OF THE* CENTURION



LASHING EYE HOLDER

Safety through strength so that the lashing point holds



SUPPORT LEG BOOM

Stability thanks to large span



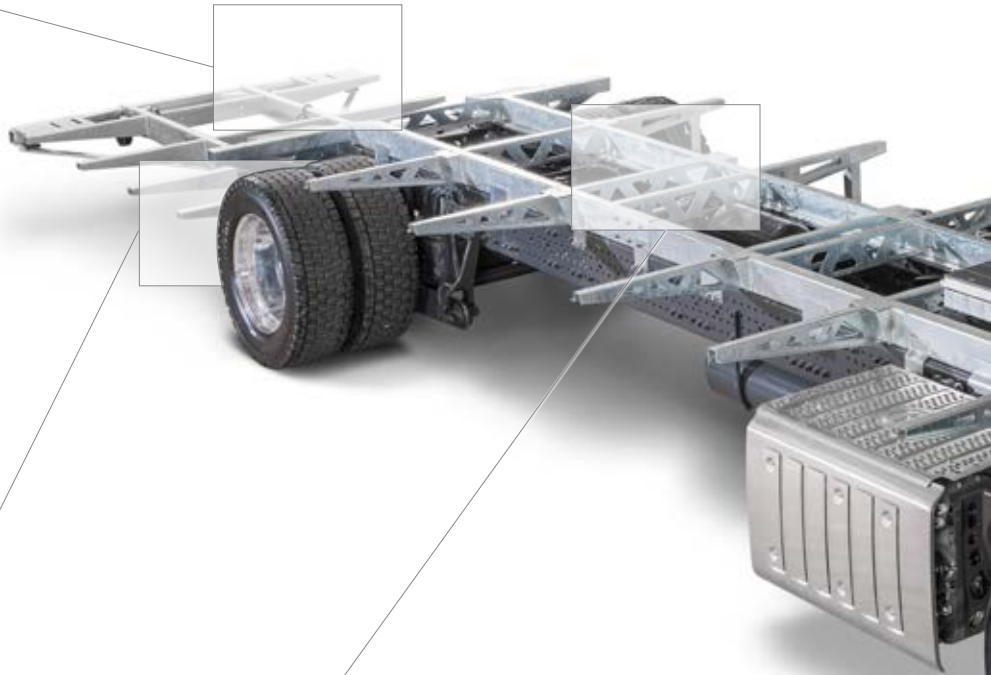
AUXILIARY FRAME

The "foundation walls" of the living room



ENGINE SOUND INSULATION

Prevents noise where it is produced





DRIVER'S CABIN PLATFORM

Can be raised and makes the living room level



SILENT BLOCKS

Decouple the driver's cabin platform and make it "float"



RADAR-CONTROLLED ADAPTIVE CRUISE CONTROL

The right distance provides the best driving experience

SPECIAL **REFINEMENTS** AT A GLANCE



SPOILER

Rapid completion, extremely practical



MANOEUVRING LED

Lighting for your safety



CONCORDE-LIFT-UP-SYSTEM®

Not only a technical highlight



CONCORDE HINGE STRIP®

Utility model protected and intelligent as it is waterproof



DRIVER'S CABIN SIDE WINDOWS
Flush-mounted and low-noise



MONOBLOCK OUTDOOR STAIRCASE ®
Enter flawlessly with security



WIDE ENTRANCE DOOR
Is like a warm welcome to make you feel at home



THE NEW **DIMENSIONS** *OF LIVING*

The creatively developed "Rotondo" furniture design lets furniture lines flow with style and blend right into the rounded wall panels. The exquisite material selection stands out with its velvety-soft surfaces with a depth effect and its silky-matt appearance. The horizontal furniture inlay in the "Atlas cedar" style features brushed stainless steel pilasters running with the grain which continue into the wall elements. This harmony is not only an eye-catcher, but it also opens up the room and divides the high cabinets into individual elements. Different floor coverings emphasise the room division and highlight its character. The "Amtico" living room floor with the ship deck look and the "Dark Walnut" design consists of individual sticks with silver-coloured joints which harmonise perfectly with the stainless steel touches of the furniture. The interior design with its accentuated and emotional design language and sensual style elements radiates a unique kind of harmony.



HAVANNA LOUNGE WITH RELAX CHAIR

A REASON TO GO ON *MORE HOLIDAYS*



„LET ME **ENTERTAIN** *YOU*“



MORE SPACE FOR *CREATIVE CHEFS*



TECHNOLOGY MAKES HOLIDAYS *EASIER*




RAINFOREST SHOWER *FOR AN
EXOTIC FEEL* IN THE BATHROOM



THE KEY TO A **BEAUTIFUL BATHROOM**



FUNCTION *MEETS* AESTHETICS



THE BED IS NOT ONLY
FOR SLEEPING



OWNER'S CABIN FOR *LANDLUBBERS*



ERGONOMICS MEET *AMBIANCE*




THE RELAX CHAIR FOR THE *RIDE*



NICE AND **COOL**



THE STANDARD HIGHLIGHTS OF THE CENTURION



1 TOWEL RADIATOR IN BATHROOM

The mineral composite wall radiator with the "Onyx Bianco" colour scheme ensures cosy warmth in the bathroom and a pleasantly heated towel. Combine this with the underfloor heaters and the bathroom becomes an oasis of spa-like proportions.



2 FRONT BLIND HEATER ®

The closed front blinds are warmed up by a heating plate protected by a utility model and ensure comfortable temperatures and general well-being. The dual-wall aluminium blinds with PU insulation reliably block the heat in the summer and keep heat in the vehicle in the winter.



3 HOT WATER HYBRID HEATER

The Centurion is equipped with a 5.5 KW gas heater and a 9 KW diesel heater. The heaters can be used together or separately. In addition to the high heat output, they also offer safety and independence in extremely cold winters.



® = Protected by a utility model

4 COCKPIT HEATER

The heating circuit of the Mercedes Actros is integrated into the Centurion heating system. The vehicle blower keeps the windscreen free of condensate even when it is parked.



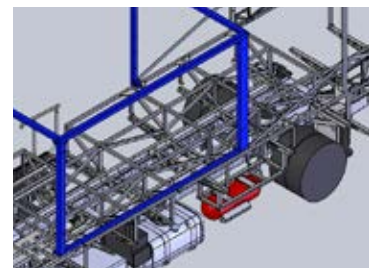
5 AUXILIARY FRAME WITH LOWERED REAR

The auxiliary frame is used to connect the body with the chassis and is the foundation of your motorhome. It is comparable with foundation walls which anchor a house on the land. The heavy-duty lowered rear can absorb high forces even in the transverse direction.



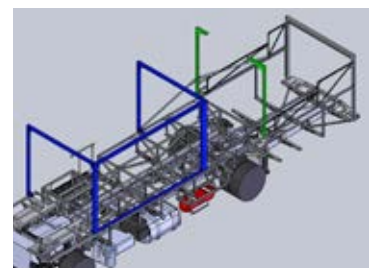
6 SPACE FRAME

An aluminium frame in the Centurion's double floor ensures an extremely stable "basement construction" by connecting the auxiliary frame with the living area floor, creating a solid box. This clever construction means that furniture and wall constructions remain firmly connected in the long run.




7 PORTAL FRAME

Two portal frame constructions are used in the Centurion in the particularly stressed chassis areas. In the rear, one frame spans the large opening of the vehicle garage door, thereby supporting the torsional stiffness of the cabin. The other is applied three-dimensionally in the living room and spans the huge slide-out. It not only reinforces the body, but also counteracts the compressive forces of the slide-out air chamber seal with its powerful frame.



THE STANDARD HIGHLIGHTS OF THE CENTURION



8 MULTI BOW CONSOLE

The Centurion has a newly-developed, solid construction element behind the front mask which has many functions. On the one hand, the radar is vibration-free and decoupled from the front mask, and on the other, the two original Actros towing rings are tightly fastened with this element. In addition, the console serves as a crash element and underride protection and is a stable support for the front mask.



9 ENGINE SOUND INSULATION

The newly-developed measures for engine sound insulation are made up of several modules for engine encapsulation. Silent blocks decouple the platform from the chassis. The engine is equipped with a damping package for the living room floor and the side walls as well as the original Actros noise encapsulation package. With a new frame construction, great emphasis was placed on the airborne sound insulation of the engine compartment.



10 SAFE ASCENT

The enhanced monoblock outdoor staircase[®] is to thank for the low incline and the large footsteps. Four fixed steps and one level, which can be extended when turned out, each have an area of 280 mm in length. The attachable stainless steel railing and the illuminated steps ensure additional safety when ascending the steps.



[®] = Protected by a utility model

BUS FLAPS

The draped bus flaps with PU insulation deserve special attention. Both the electric locks with sensitive unlocking function and the gas pressure damper are in the protected area of the double floor. The flaps are opened with a rubber cord [®] at the Concorde aluminium hinge strip. Thanks to this intelligent solution, no water runs between the side wall and the flap, even when open.




ELECTRONICS PACKAGE

The serial power package is based on a 24 V electrical system with increased charging capacity thanks to the alternator and twice the energy output of a 12 V system. The battery system consists of 12 cells with 2 volts each with a series capacity of 350 Ah. Combined with a combi-charger with a sine wave inverter from 24 V to 230 V, 4000 W peak and 2550 W continuous power with electronic control and mains priority circuit as well as a maximum charging current of 60 A, it ensures plenty of power reserves.



LIVING ROOM FLOOR

The slide-out places special requirements on the living room floor which are fulfilled by two elements. The heavy-duty aluminium Alucobond[®] composite panel is situated under the living room floor covering and withstands the stresses of the slide-out technology in the long run. The "Amtico" design floor in the living room features a thick wear layer with high abrasion resistance. The individually adhered straps and joints create a particularly durable connection with the Alucobond[®]. The bathroom's heavy-duty aluminium floor, flatly bonded, with the "Onyx Bianco" colour scheme also fulfils the necessary properties, particularly when it comes to slip resistance.



EXQUISITE SURFACES AND MATERIALS

THE ROTONDO DESIGN LINE

An amazing feeling of space. The "Atlas Zeder" Rotondo furniture line with sunken stainless steel pilaster strips captivates with its emphatically emotional design language. Surfaces made of high-quality mineral composite with the "Carrara Bianco" colour scheme in the kitchen and the "Onyx Bianco" colour scheme in the bathroom impress with their silky-matt appearance. The abrasion-resistant "Amtico" floor with ship-deck optics with silver joints makes for excellent walking comfort and accentuates the stainless steel pilaster strips of the furniture.



FURNITURE LINE IN ATLAS CEDAR WITH SUNKEN STAINLESS STEEL PILASTER STRIPS ON THE FRONT OF THE FURNITURE



"ONYX BIANCO" MINERAL COMPOSITE IN THE BATHROOM



MINERAL COMPOSITE KITCHEN WORKTOP IN "CARRARA BIANCO" COLOUR SCHEME



"AMTICO" DESIGN FLOOR WITH HIGH ABRASION RESISTANCE

INDIVIDUALITY GUARANTEED

The solid leather covering of the seat cushions with nappa leather rounds out the relaxing sitting area with an immense sense of cosiness. A completely individualised design can be created from a selection of 100 different leather colours.



STANDARD EQUIPMENT

CHASSIS	MB ACTROS
Insulated, soundproofed engine compartment cover	•
6 cylinder turbo diesel motor with rear drive and twin tyres	•
Automatic Power Shift 3 12-gear transmission	•
Differential lock for rear axle	•
Traction control system (TCS)	•
Full air suspension with lifting and lowering function, rear axle with 4 air bellows	•
Front axle tyres	355 / 50R22.5
Rear axle tyres with traction pattern (mud and snow label)	315 / 60R22.5
Disk brakes on the front and rear axle	•
Dual circuit air brakes	•
Electronically regulated anti-lock braking system (ABS)	•
Electronic stability program (ESP)	•
Lane departure warning system	•
Attention assistant	•
High-performance engine brake	•
Active Brake Assist	•
Hydraulic supporting jacks:	•
Support legs at the rear with chassis extension behind the rear axle for stability	•
Cruise control	•
28 V / 150 A alternator including 2 x 25 charger converter (for charging the body batteries)	•
Electrical preparation of trailer hitch	•
Fuel tank	390 l
Driver's cabin air conditioning	•
Daytime running lights	•
Xenon front headlights with headlight cleaning system	•
Dashboard cover with leather and lock-stitch seams	•
Multi-function leather steering wheel	•
Height and tilt of steering wheel adjustable	•
Multi-function and remote control key	•
Dual-tone compressed air horn	•
Warning triangle, first aid kit, warning light and wheel chock	•
Stainless steel wheel covers	•

STANDARD EQUIPMENT

BODY	CENTURION
Panorama laminated glass windscreen, tinted, with UV filter (not 1200 GST) which greatly reduces solar radiation, and noise-control insulation	•
Front screen heating	•
Electric windscreen sun protection blinds	•
Side windows in driver's cabin with insulation glazing and electrical actuation, tinted, with pleated shade (can be used to shield the sun while driving) and fly screen, thermally separated frame (not 1200 GST)	•
Double-glazed tinted plastic windows in living room, can be slid open or closed, with pleated shade and fly screen	•
Insulating blinds for windscreen with electrical actuation, roller blind heater® (not 1200 GST)	•
Highly-stable, durable Solidtherm aluminium laminate design	•
Fully-insulated wall connection technology free from thermal bridges with highly-compacted PU solid profiles	•
Slide-out ®for living room and kitchen, roof and side walls heated	•
Completely insulated driver's cabin (1200 GST limited insulation)	•
Heater between insulating blinds and windscreen (not 1200 GST)	•
40 mm wall thickness, of which 38 mm is closed-cell RTM rigid foam	•
Walls, roof and underfloor in high-quality aluminium, both inside and out, in sandwich design	•
Smooth outer area, white stove-enamelled	•
Side wall planking with black security glass	•
Roof accessible to the left and right of the skylight	•
Rooftop moulding with rainwater channels to reduce staining of the side walls	•
Front made of highly-stable, corrosion-free and non-decomposable fibreglass composite material (not 1200 GST)	•
Double floor with tubular space frame and bus flap storage system made of fibreglass-reinforced plastic, with aluminium hinge strip with rubber cord ®	•
Central locking mechanism for sensor-controlled bus flaps with LED feedback in the dashboard	•
Rear wall with roof spoiler and integrated reverse camera	•
Heated double floor, approx. 470 mm high, accessible at side through bus flaps	•
Heavy-duty rollers at the rear	•
Sandwich under and in-between floor with 40 or 30 mm-thick RTM foam, floor insulation a total of 70 mm	•
Rear axle wheelhouse in fully-insulated sandwich design	•
Illuminated rear garage, with vehicle ramps, winch, lashing rails and rear garage door	•
Rear garage door with Concorde "lift-up" system® with electromechanical drive for opening and closing the rear flap	•
Alternative control function of the garage flap, winch and garage lighting via smartphone app	•
Inside illuminated entrance step, heated	•
Outside entrance step ®can be electrically rotated, with safety switch and lighting	•
King-size "Security Plus" entrance door with combination safety lock, radio remote control and key emergency switch, "Interstop" door protection	•
Screen for entrance door	•
Luxury driver's cabin suspension seats, air suspension, with lumbar support and seat heating, covered in nappa leather	•
"Privacy" front roller blinds (variable visual protection from bottom to top) (not 1200 GST)	•
Garage floor with rippled aluminium plate cladding	•
External coach mirror with wide angle, electrically heated and adjustable (not 1200 GST)	•
Front mirror for external coach mirror	•
Coach windscreen wiper system (not 1200 GST)	•

® = Protected by a utility model

STANDARD EQUIPMENT

LIVING ROOM / BEDROOM AREA

CENTURION

Slide-out living

Fibreglass-reinforced plastic composite outer walls with 38 mm insulation

Ceiling and side walls can be electrically heated to defrost the rubber seals

Automatic partial control, controlled by CAN bus

Circumferential pneumatic seal connected to compressed air system, vacuum pump

Mechanical seal in drive position for dust and spray water protection

with patented drop water channel

Slide-out with hydraulic drive

Furniture line in Atlas cedar with sunken stainless steel pilaster strips on the front of the furniture

Even living room floor from dashboard to the rear bed

Colour-coordinated vinyl coverings for walls and ceiling

High-quality "Amtico" flooring in yacht-style, laid on highly-stable aluminium composite sheets

High-quality nappa leather upholstery, also on the driver's cabin seats. Colour: Stone beige

Wooden stick blinds in the living room and high-quality sliding curtains in the bedroom area

Havanna lounge with relax function. Seat / Lounger can be infinitely adjusted,

bar version with extendable table

Havanna lounge with relax function. Seat can be infinitely adjusted and bar version with extendable table

(only 900 MI)

Roomy wardrobe with LED lighting

Rear bed with spring base, adjustable headrest and comfortable cold-foam mattress

Roof ventilation concept with:

- Force-ventilated and vented interior

- Suspended ceiling for optimal airflow

Media wall, front right side in the direction of travel

Cabinets with removable shelves including matching assortment of glasses, with LED lighting

Light canopies with LED spotlights and indirect lighting with high-quality vinyl covers made of artificial leather

Stable metal handle for boarding assistance

2 x 230 V / 2x USB living room sockets

2 x 230 V / 2x USB bedroom area sockets

Wall covering for double beds in the vehicle rear with artificial leather cases

Front wall units above the windscreen

Safety ventilation integrated in the canopy

Carpet in bedroom area

PULL DOWN BED (OPTIONAL)

1100 GSI

1160 GSI

1165 GSI

1200 GST

1205 GST

Bed surface (in mm)

2080 x 1440

1910 x 1365

Height above bed

860

920

Comfortable cold-foam mattress with spring base

•

•

Curtain to driver's cabin

•

•

STANDARD EQUIPMENT

KITCHEN

CENTURION

Corner kitchen with additional, electrically extendable work surfaces	•
Kitchen area with splashguard	•
Mineral kitchen worktop with seamless sunken sink. Stainless steel sink base.	•
Colour: Carrara Bianco	•
Gas Ceran hob, 2-flame with automatic ignition	•
Induction hob, 2 hobs	•
Chrome single-lever mixer tap with extendable faucet	•
190 l refrigerator with separate 31 l freezer, dark mirror refrigerator decoration,	•
AES (12 V / 230 V automatic and manual energy selection / gas), 28 l gas oven with grill function	•
Shelves with Servo-Soft closing	•
Cutlery drawer	•
Extractor hood with integrated lighting	•
Light canopies with LED spotlights and indirect lighting	•
Plexiglas rear wall illuminated	•
Integrated garbage system in the lower kitchen cabinet	•
3 x 230 V sockets	•

BATHROOM / TOILET

High-quality chrome bathroom fittings on the washstand	•
Mineral composite washstand panel with seamless sunken sink. Colour: Onyx Bianco	•
Separate shower with real glass doors	•
Shower fittings with wall bar, height-adjustable shower head and rain forest shower	•
Porcelain toilet with approx. 300 l fixed tank	•
Bathroom furnishings with toilet paper holder, toilet brush, liquid soap dispenser, shower hook and holder, toothbrush glasses	•
Bathroom window	•
Bathroom area can be separated with glazed glass door (depending on the floor plan)	•
Roof ventilation with integrated fan, fly screen and pleated shade	•
Lighting with LED spots	•
Roomy wardrobe with LED lighting	•
Dressing mirror on sliding door	•
Roomy mirrored wardrobe with rear-illuminated shelves	•
2 x 230 V sockets	•

STANDARD EQUIPMENT

WATER / GAS / HEATING

CENTURION

120 l gas tank with remote filling behind the tank flap	•
Gas controller with crash sensor	•
Household siphons	•
Fresh water tank approx. 470 l in heated double floor	•
Wastewater tank approx. 370 l in heated double floor	•
Easy wastewater tank cleaning with drain tap in the heated double floor	•
Automatic central pressure water pump with filter system	•
Hybrid heating system consisting of:	
9 kW Webasto diesel heater and 5500 W Alde hot water gas central heater, with thermostatic control and timer, 230 V / 3000 W electrical heating cartridge, non-return valve with integrated hot water boiler for supplying all tapping points	•
Bedroom area heating circuit / Garage can be thermally regulated	•
2-zone underfloor heaters, can be regulated separately	•
3-zone room heater, can be regulated separately (1 x living area and bathroom, 1 x bedroom area, 1 x driver's cabin)	•
Towel radiator in bathroom with room thermostat	•
Engine heat exchanger that uses the engine's cooling water to heat the living room. When parked, the vehicle heater is activated via the engine heat exchanger. The vehicle blower heater reduces condensation on the windscreen.	•
Fresh water filling hose with quick coupling (also functions as city water connection)	•
Heating area can be separately regulated for living area, bathroom, bedroom area, garage, driver's cabin and driver's cabin floor	•

ELECTRONICS / TV / RADIO

Electronic power package with 24 V / 350 Ah gel battery	•
Battery monitoring system with deep discharge protection	•
230 V CEE connection in the storage area with cable routing through vehicle floor	•
FI personal protection device	•
Combi-charger with an inverter from 24 V to 230 V sine, 4000 W peak and 2550 W continuous power with electronic control and mains priority circuit, maximum charging current 60 A	•
Vehicle electrical system switches off when the capacity limit is undercut	•
230 V socket on the electric generator in the in-between floor	•
Double DIN radio with CD/DVD and MP3 and USB connection, 3-way speaker system	•
Double reverse camera with shutter (picture via standard radio)	•
LED lighting in interior	•
Service-friendly access to the vehicle electrical system in the left external storage compartment (under slide-out)	•
Automatic refrigerator switchover when the engine is not running from 12 V to gas / 230 V (with land connection)	•
Automatic charging of living room and vehicle battery, charge retention in the event of external power connection and while travelling	•
Circuit breaker for living room batteries	•
Automatic disconnection and connection of living room and vehicle battery	•
Individual roof / floor lighting concept (entire vehicle)	•

STANDARD EQUIPMENT

ON-BOARD ELECTRONICS

CENTURION

State-of-the-art micro-processor-controlled on-board electronics with CANBUS technology (binary unit system)	•
Central regulation and control panel with 7" colour touch screen display	•

7" touch button panel:

- Gas pressure regulator ice protection (Eis-Ex)	•
- Lighting, living room, bathroom, bedroom area and storage area	•
- Water pump	•
- Heating	•

LCD display field for monitoring:

- Fresh water tank (fill level in %)	•
- Wastewater tank (fill level in %)	•
- Septic tank (fill level in %)	•
- Battery voltage of the vehicle and living room battery	•
- Indoor and outdoor temperature	•
- External current supply	•
- Gas fill level	•
- Date and time with alarm function	•

Alarm equipment for:

- Wastewater tank full	•
- Fresh water tank empty	•
- Septic tank full	•
- Battery undervoltage	•
- Extended entrance step	•

Battery computer:

- Body battery capacity indicator	•
- Charge/Discharge current	•

TECHNICAL DATA



Lounge on the driver's side
(990 MI)

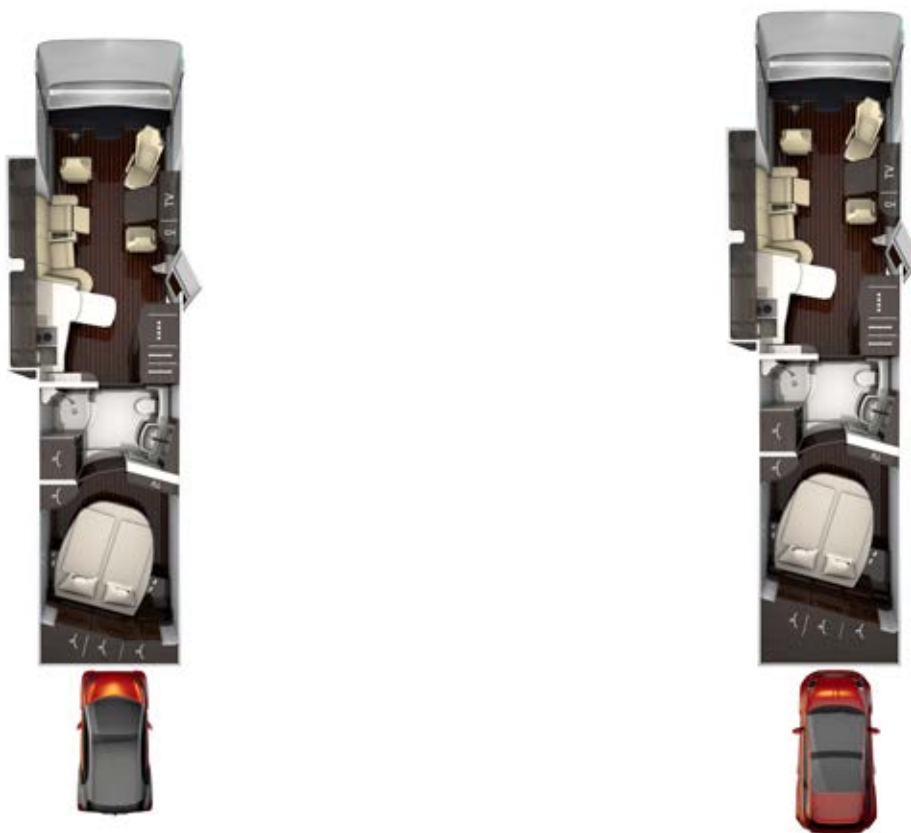


Havana lounge on the driver's side



CENTURION 990 MI

BASIC VEHICLE	Mercedes Actros
CHASSIS TYPE	1830 L (22.5")
ENGINE	6 cylinder
ENGINE CAPACITY	7,7 l
OUTPUT	220 kW (299 hp)
TORQUE	1200 Nm
OVERALL LENGTH (mm)	10000
OVERALL WIDTH (mm)	2500
OVERALL HEIGHT (mm)	3850
WHEEL BASE (mm)	5500
GROSS VEHICLE WEIGHT RATIO (kg)	18000
MASS IN RUNNING ORDER (kg)	13430
PAYLOAD (kg)	4570
TRAILER LOAD BRAKED (kg)	3500
SEATS WITH THREE-POINT SEATBELT	3
REAR BED (mm)	2000 / 1800
PULL DOWN BED DIMENSIONS (optional, mm)	2000 / 1350
HEIGHT ABOVE PULL DOWN BED	860
REAR FLAP H / W (mm)	1670 / 2050
PRICE IN EURO (INCLUDING 19% VAT)	490,000.-



CENTURION 1100 GSI

Mercedes Actros	Mercedes Actros
1830 L (22.5")	1830 L (22.5")
6 cylinder	6 cylinder
7.7 l	7.7 l
220 kW (299 hp)	220 kW (299 hp)
1200 Nm	1200 Nm
11130	11730
2500	2500
3850	3850
5500	5800
18000	18000
14200	14560
3800	3440
3500	3500
3	3
2000 / 1800	2000 / 1800
2000 / 1350	2000 / 1350
860	860
1670 / 2050	1670 / 2050
556,500.-	561,500.-

CENTURION 1160 GSI

TECHNICAL DATA



Havana lounge on the driver's side



CENTURION 1165 GSI

BASIC VEHICLE	Mercedes Actros
CHASSIS TYPE	1830 L (22.5")
ENGINE	6 cylinder
ENGINE CAPACITY	7,7 l
OUTPUT	220 kW (299 hp)
TORQUE	1200 Nm
OVERALL LENGTH (mm)	11730
OVERALL WIDTH (mm)	2500
OVERALL HEIGHT (mm)	3850
WHEEL BASE (mm)	5800
GROSS VEHICLE WEIGHT RATIO (kg)	18000
MASS IN RUNNING ORDER (kg)	14560
PAYLOAD (kg)	3440
TRAILER LOAD BRAKED (kg)	3500
SEATS WITH THREE-POINT SEATBELT	3
REAR BED (mm)	2000 / 1800
PULL DOWN BED DIMENSIONS (optional, mm)	2000 / 1350
HEIGHT ABOVE PULL DOWN BED	860
REAR FLAP H / W (mm)	1670 / 2050
PRICE IN EURO (INCLUDING 19% VAT)	561,500.-



CENTURION 1200 GST

Mercedes Actros	Mercedes Actros
2630 L (22.5")	2630 L (22.5")
6 cylinder	6 cylinder
7.7 l	7,7 l
220 kW (299 hp)	220 kW (299 hp)
1200 Nm	1200 Nm
12000	12000
2500	2500
3850	3850
5800	5800
22000	22000
16000	16000
6000	6000
3000	3000
4	4
2000 / 1800	2000 / 1800
2000 / 1600	2000 / 1600
920	920
1870 / 1400	1870 / 1400
628,500.-	628,500.-

CENTURION 1205 GST

CHASSIS OPTIONAL EQUIPMENT

PART NO.	MERCEDES ACTROS CHASSIS	PRICE IN EURO INCLUDING 19% VAT	ADDITIONAL WEIGHT IN KG
19-149-F0	Utilisation 26,000 kg maximum authorised mass (only 1200 GST, 1205 GST)	1,085.-	0
19-020-F0-1	Engine option 1 6 cylinder, displacement 10.7 l, 315 kW (428 hp), torque 2100 Nm	24,720.-	486
19-020-F0-2	Engine option 2 6 cylinder, displacement 12.7 l, 350 kW (476 hp), torque 2300 Nm	36,050.-	748
19-131-F0-1	Trailer coupling with 3,500 trailer load (can only be delivered if mounted at the factory) (not 1200 GST, 1205 GST)	2,365.-	29
19-131-F0-2	Trailer coupling can be removed with 3,000 kg trailer load (22,000 maximum authorised mass)	2,985.-	33
19-050-F0	Wide tyres for front axle 385 / 55R22.5	1,010.-	4
19-141-F0-1	11.5 x 22.5" light alloy wheels, "Alcoa Dura bright" with standard tyres (990 MI, 1100 GSI, 1160 GSI, 1165 GSI) (quantity 6)	5,665.-	-60
19-141-F0-2	11.5 x 22.5" light alloy wheels, "Alcoa Dura bright" with standard tyres (1200 GST, 1205 GST) (quantity 8)	6,905.-	-80
19-052-F0	Tyre pressure control system	1,505.-	3
19-042-F0-1	Radar-controlled adaptive cruise control	6,080.-	10
19-042-F0-2	Swaying control assistant	2,760.-	10
19-021-F0	Secondary water retarder	9,425.-	42
19-046-F0	Rain light sensor (only 1200 GST, 1205 GST)	850.-	1
19-163-F0	4-way wide-range spotlight on the driver's cabin roof (only 1200 GST, 1205 GST)	1,520.-	15
19-060-F0	Driver's cabin air conditioning with residual heat utilisation instead of air conditioning (only 1200 GST, 1205 GST)	1,340.-	2
19-160-F0-1	Driver's and passenger's seat with air conditioning (only 1200 GST, 1205 GST)	1,855.-	20
19-160-F0-2	Driver's and passenger's seat with massage function (only 1200 GST, 1205 GST)	2,165.-	20
19-062-F0	CB radio	835.-	1
19-014-F0-1	500 l diesel tank (only 1160 GSI, 1165 GSI, 1200 GST, 1205 GST)	465.-	125
19-910-F0	Committment fee including filled series fuel tank and Adblue tank	1,110.-	0

BODY OPTIONAL EQUIPMENT

PART NO.	BODY	PRICE IN EURO INCLUDING 19% VAT	ADDITIONAL WEIGHT IN KG
19-232-F0-3	6 m roof awning integrated into the roof profile, electric (990 MI)	2,955.-	66
19-232-F0-1	2 x 4 m roof awning integrated into the roof profile, electric (990 MI, 1100 GSI, 1200 GST, 1205 GST)	4,465.-	84
19-232-F0-2	2 x 4.5 m roof awning integrated into the roof profile, electric (1160 GSI, 1165 GSI)	4,915.-	95
19-535-F0	LED roof lighting: - Driver's and passenger's side can be switched and dimmed separately. Switching function on the door and dashboard - Rear, switching function on dashboard Alternative switching functions possible using a smartphone.	1,730.-	3
19-241-F0	Electrical vehicle sliding platform instead of winch and ramp	18,440.-	580
19-218-F0	Double-glazed tinted real glass windows in living room, can be slid open or closed, with pleated shade and fly screen	8,000.-	100

LIVING ROOM / BEDROOM AREA

19-260-F0-1	Pull down bed (990 MI, 1100 GSI, 1160 GSI, 1165 GSI) Electrically-actuated pull down bed in driver's cabin. Mattress size 2000 x 1350 mm, cold-foam mattress H = 120 mm and spring base	2,460.-	53
19-260-F0-2	Pull down bed (1200 GST, 1205 GST) (with driver's cabin roof reinforcement) Electrically-actuated pull down bed in driver's cabin, electronic drive with dual motor. Mattress size 2000 x 1600 mm, cold-foam mattress H = 120 mm. Spring base with fibreglass profiled rods and Carawinx spring system	4,070.-	65
19-722-F0	Electric blinds in living room	1,250.-	19
19-680-F0-1	Lounge on the driver's side with two mechanically-adjustable comfort armchairs without footrest and 2 seatbelt spots (only 990 MI)	1,500.-	38
19-680-F0-2	Havana lounge on the driver's side with two electrically-adjustable relaxing armchairs without footrest (not 990 MI)	0.-	0
19-680-F0-3	Lounge on the passenger's side with two mechanically-adjustable comfort armchairs without footrest (only 990 MI)	790.-	0
19-680-F0-4	Lounge on the passenger's side with two mechanically-adjustable comfort armchairs without footrest (not 990 MI)	790.-	0
19-688-F0-1	Side couch with seatbelt fold-down spot (only 990 MI)	1,250.-	0
19-688-F0-2	Side couch with seatbelt fold-down spot (not 990 MI)	1,250.-	0

BODY OPTIONAL EQUIPMENT

PART NO.	KITCHEN	PRICE IN EURO INCLUDING 19% VAT	ADDITIONAL WEIGHT IN KG
19-630-F0	190 l refrigerator / microwave combination instead of standard refrigerator combination	0.-	0
19-631-F0	Stainless steel microwave with grill function next to the refrigerator, 230 V operation via external connection, 26 l cooking area	1,240.-	22
19-632-F0	Dishwasher next to refrigerator	1,315.-	25

ELECTRONICS

19-511-F0-1	XXL electronic power package 12 batteries, 2 V each (=24 V) with a total of 750 Ah rated output 100 A charging/inverter combination, from 24 V to 230 V, 7000 W peak and 3500 continuous power with mains power compensator	3,815.-	480
19-511-F0-2	Lithium XL electronic power package 2 x 24 V 180 Ah lithium battery with 360 Ah rated output 100 A charging/inverter combination, from 24 V to 230 V, 7000 W peak and 3500 continuous power with mains power compensator	8,860.-	-57
19-511-F0-3	Lithium XXL electronic power package 3 x 24 V 180 Ah lithium battery with a total of 540 Ah rated output 100 A charging/inverter combination, from 24 V to 230 V, 7000 W peak and 3500 continuous power with mains power compensator	16,995.-	-2
19-581-F0	Alarm system with surveillance of garage door and living room door	1,420.-	3
19-150-F0-1	2600 W gas generator, permanently installed	5,780.-	50
19-150-F0-2	5000 W Panda diesel generator, sound insulated with oxide catalytic converter including switch-on in the event of battery undervoltage	19,055.-	79
19-561-F0	Bird View (4-camera 360-degree panoramic vision system)	3,040.-	4
19-570-F0	24 V solar panel system with approx. 2 x 230 W maximum power (charge controller with MPP technology)	3,915.-	40

BODY OPTIONAL EQUIPMENT

PART NO.	TV / RADIO / PHONE	PRICE IN EURO INCLUDING 19% VAT	ADDITIONAL WEIGHT IN KG
19-550-F0-1	Satellite TV system with 40" LED flat screen in media cabinet, right, can be electrically extended Satellite TV system with 85 cm mirror, fully automatic alignment, multiple-subscriber configuration by means of TWIN-LNB, connection for second receiver with 12 V and antenna socket in bedroom, audio supplied via radio system (total vehicle height plus approx. 100 mm)	6,695.-	38
19-551-F0	DVB-T exterior antenna for receiving terrestrial television (for 2 TV devices)	590.-	2
19-552-F0	32" LED flat screen for rear sleeping compartment with integrated TV tuner	1,240.-	15
19-557-F0	WICAR LTE WLAN router	525.-	1
19-555-F0-1	Navigation system (for 990 MI, 1100 GSI, 1160 GSI, 1165 GSI) (with truck software and 9" touch-screen, integrated radio with DAB+, MP3 playback and hands-free device for telephone with Bluetooth)	2,525.-	4
19-555-F0-2	Navigation system (for 1200 GST, 1205 GST) (with truck software and 7" touch-screen, integrated radio, MP3 playback and hands-free device for telephone with Bluetooth)	2,525.-	4
19-556-F0-1	Sound system (3-way speaker in driver's cabin, vehicle-specific frequency crossover, 2-way speaker in living area, double bass reflex sub-woofer, sound processor)	1,705.-	25
19-556-F0-2	Acoustic packet for rear bedroom (2 x 2-way speaker system, 2x mid/bass speakers and 4-channel amplifier for sound optimisation of LED flat screen)	1,290.-	20
19-521-F0	Socket combination, 230 V / 12 V / antenna / in double floor with floor routing, position: In external storage compartment, right side in the direction of travel (for optional external TV connection) (sat output)	330.-	1

BODY OPTIONAL EQUIPMENT

PART NO.	WATER / GAS / HEATING / BATHROOM	PRICE IN EURO INCLUDING 19% VAT	ADDITIONAL WEIGHT IN KG
19-424-F0	External shower in the garage (driver's side)	320.-	2
19-435-F0	Container for septic/wastewater drain hose in chassis	405.-	8
19-617-F0	SOG comfort toilet ventilation with activated carbon filter for fixed tank (extraction at toilet bowl)	360.-	1
19-582-F0	Gas alarm for monitoring the living area (carbon monoxide, propane, butane, paralysing gas, KO gas)	455.-	2
19-575-F0-1	2400 W roof air conditioning with 2500 W heating element (living room) (total vehicle height plus 130 mm) (living room integrated in roof ventilation concept)	3,220.-	34
19-575-F0-2	2400 W roof air conditioning with 2500 W heating element (bedroom area) (total vehicle height plus 130 mm) (bedroom area integrated in roof ventilation concept)	3,220.-	34
19-418-F0	6 l Alde-Flow additional hot water boiler	940.-	8

¹Combinations of options which can be attached to the chassis are only available with restrictions. A final confirmation can only be made after a technical test.

BODY OPTIONAL EQUIPMENT

PART NO.	UPHOLSTERY FABRIC / LEATHER / CARPET	PRICE IN EURO INCLUDING 19% VAT	ADDITIONAL WEIGHT IN KG
19-700-F0-1	"Stone beige" nappa leather upholstery including colour-coordinated Concorde collection	Series	0
19-730-F0-1	Linked and removable living room carpet (deep-pile). Colour: Creme	2,490.-	10

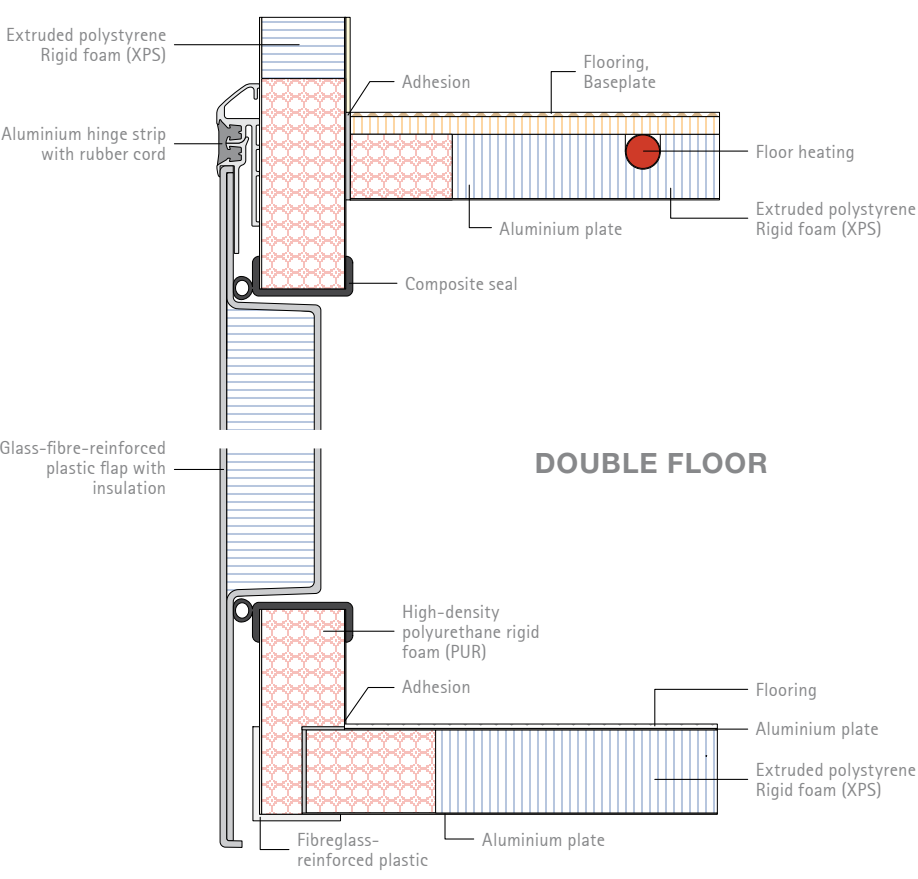
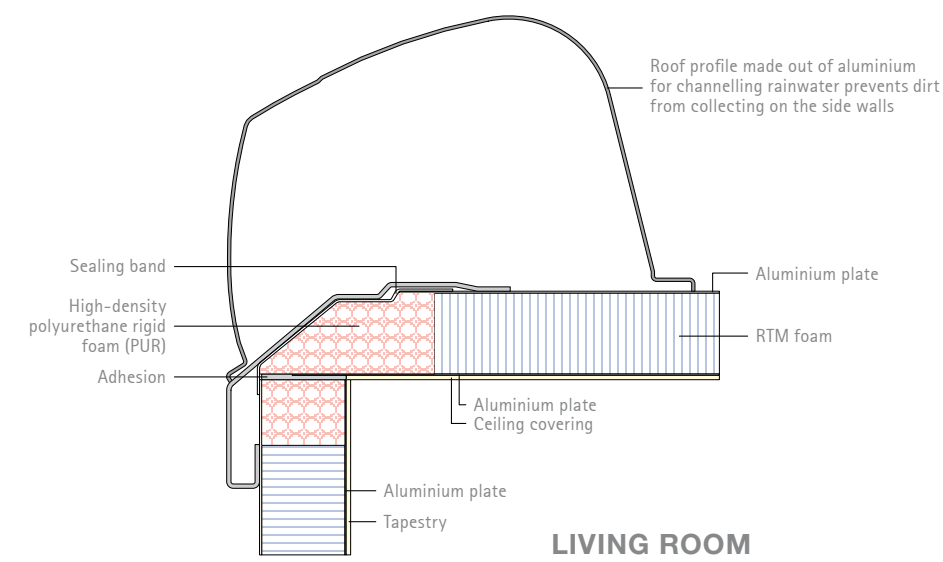
Of course, you can choose your nappa leather colour from many more than 100 colours.

We request that you ask us for alternative leather colours.

Concorde uses only the highest-quality fabrics and leather with a special dirt-repellent coating.

The mass in running order contains: The dry weight of the standard equipment including the driver (75 kg), filled standard fuel tank, filled fresh water tank, filled gas tank, vehicle tool kit. The empty weight and dimensions can change if special equipment and accessories are installed. All dimension and weight specifications correspond to the state of knowledge at the time of printing. Deviations of +/- 5% are possible and permissible.

SECTIONAL DRAWING



CABIN CONSTRUCTION **OF THE CONCORDE CENTURION**

When it comes to motorhome construction, Concorde stands for perfect insulation and excellent stability. The reasons for this are primarily the Solidtherm cabin construction, completely bonded, with high-density polyurethane rigid foam strips as well as the side wall insulation with 38 millimetre-strong polystyrene rigid foam.

But that's not all: The underbody and in-between floors are manufactured in a sandwich design and equipped with a total of 70 millimetres of insulation. Side coverings, bumpers and front and rear sections are also made of highly-stable yet elastic fibreglass composite material.

The high-gloss and level wall surfaces made of aluminium composite make for a high-quality automobile appearance. And to make sure it stays that way, the aluminium roof profile strips with the rainwater channels effectively reduce the collection of dirt on the side walls. A 10-year impermeability warranty against moisture ingress from outside for the body of the vehicle with annual check in accordance with the Concorde guarantee conditions.



Concorde

REISEMOBILE AUS LEIDENSCHAFT



Concorde Reisemobile GmbH
Concorde-Straße 2-4 · D-96132 Schlüsselfeld-Aschbach (Germany)
Phone +49 (0) 9555 9225-0 · Telefax +49 (0) 9555 9225-44
Internet: www.concorde.eu · E-Mail: info@concorde.eu

The vehicle and special equipment prices named apply for purchase and registration in Germany and include the 19% VAT (€). If the VAT is increased during the delivery time, we reserve the right to make a corresponding price adjustment. All prices are non-binding ex works price recommendations. Price changes of the basic vehicle manufacturers result in price adjustment corresponding to the additional basic vehicle cost. The prices for special equipment only apply for factory installation and timely provision. Subsequent installations result in additional material and assembly costs. The prices include the additional costs for chassis original freight and TÜV acceptance. We reserve the right to make technical changes, provided the product quality remains the same or is improved and the intended use is not impaired. At the time that this price list appears, all previous price lists become invalid. Subject to modifications and errors.