

KABE 2022

Travel Master

Motorhome



New places – Always at home

There are times when you want to relax and enjoy, without compromise. Maybe you want to go on an adventure and experience new things. And sometimes you need peace and quiet. Just like home, but in a new place. Always on your terms.

Our goal is to be a step ahead and surprise you with technology and features beyond the ordinary. Functions that elevate your lifestyle and increase your quality of life, no matter where you are. Our focus is always comfort and safety, along with smart solutions for a greater experience and a smooth holiday on the road.

Welcome home to your KABE!



Contents

- 06 2022 MODEL PROGRAMME
- 08 EXTERIOR A stylish expression
- 14 INTERIOR Almost like home
- 16 MADE IN SWEDEN Swedish design
- 18 2022 upholstery collections
- 22 YEAR-ROUND-USE Smart comfort
- 28 SAFETY KABE + Mercedes-Benz
- 32 SAFETY KABE + Fiat Ducato
- 34 CAREFULLY TESTED Vital solutions
- 36 TECHNOLOGY KABE Smart D
- 40 OWNERSHIP Stress free and secure
- 42 2022 standard equipment
- 48 Choosing a KABE is easy
- 50 There is always a perfect KABE
- 52 2022 floor plans
- 56 KABE Van
- 60 OPTIONS Van
- 62 KABE Classic
- 68 OPTIONS Classic
- 70 KABE Royal
- 78 KABE Crown
- 86 KABE Imperial
- 94 LOTS OF OPTIONS Royal, Crown, Imperial
- 99 Storage space for all your extras

KABE reserves the right to printing errors and typos.
KABE reserves the right to design and data updates without prior notice.
The images in this catalog may contain some optional equipment.



2022 MODEL PROGRAMME

KABE presents five motorhome series, each with it's own characteristics, design and features – and always with superior quality in mind.



Evolution – KABE Van

Smart and deliberate for a carefree lifestyle. Our sensible KABE Van, is evolution of the best kind. Optimised and compact in size, without compromising KABE's high standard and Mercedes-Benz many added values. New in 2022, order your KABE Van with twin wheels and increase the load weight by approximately 850 kilos for a permissible vehicle and trailer gross weight of 7 tonnes.



Definition – KABE Classic

KABE Classic has a slightly shorter list of equipment and options, with KABE quality throughout. Many KABE standard features are options from other manufacturers. KABE Classic is built on a stable base from Fiat Ducato, developed by Fiat together with leading motorhome manufacturers. Always with a focus on your safety and comfort. Classic is available in semi-integrated, crossover and fully integrated models in 740 length.



Revolution – KABE Royal

Semi-integrated KABE Royal was an exclusive addition to our 2021 model program. It is built on an excellent base from Mercedes-Benz Sprinter. A few examples of what's included are: 170 HP engine, 9-speed automatic transmission, Heavy-Duty, leather steering wheel, automatic brakes, 10.25 MBUX and attention assist. This motorhome is available in 780 and 880 length.



Innovation – KABE Crown

KABE Crown is our fully integrated premium series, featuring outstanding design and a standard equipment list far beyond the ordinary. Developed for those who want the very best. Our Crown models are built on a base from Mercedes-Benz in 760, 810 and 860 length.



Perfection – KABE Imperial

Design, quality, comfort and driving characteristics – Imperial is the best of the best. All Imperial models are built on a base from Mercedes-Benz with an AL-KO chassis. With its elegant exterior, superior driving and smart functions, it is luxury living in every aspect. Imperial is available in 810, 860 and 910 length.



EXTERIOR

A stylish expression

Design, safety and quality – those are the trademarks of every KABE motorhome. You will immediately recognize our stylish, yet classic motorhome on the road. As you get to know your KABE, with all its thoughtful details and features, you will fully realize the value of our elaborate design. Such as our unique Innovation Design exterior with graphics printed directly on the body with a high UV resistance to protect the colour for many years.

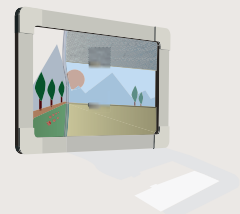
All KABE Crown and Imperial models feature LED-headlights, for a safer drive (option in Royal).

Already in 2020, we increased the width of the living area entry door in every model. Our Classic and Royal models feature the Hartal Evolution door (except for Classic 740T which has a Dometic door). In our Crown and Imperial models, the door is HartaLux, with extra strong hinges, frame and handle as well as a three-point lock.

All functions, including insulation, ventilation, heating systems and windows, are the highest quality. Without compromise. As a matter of fact, we at KABE put a lot of work into constantly developing and improving our motorhomes and strive to be at the forefront or a step ahead of the competition. So we can offer you, the KABE-owner, the very best – a superior motorhome with an exclusive feeling both inside and out.

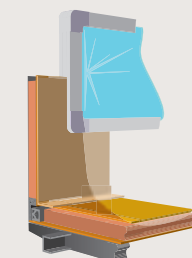


EXTERIOR – HOW WE BUILD



Unique windows with smart details

Our smooth and tinted exterior window pane protects against heat. Integrated screens and blackout curtains are included. All windows, except the kitchen window, can be opened.



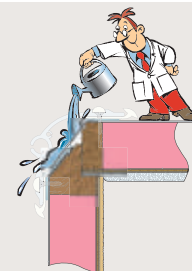
iWall technology

The body is built according to the “sandwich principle”: outer sheet, inner sheet and wall covering that absorbs any condensation. Ecoprim insulation is a moisture proof material with a ‘closed cell’ design. Our new iWall construction provides maximum stability and the body is absolutely water proof. Aluminium sheets on both sides of the Ecoprim insulation significantly reduce the impact of interior and exterior temperature differences.



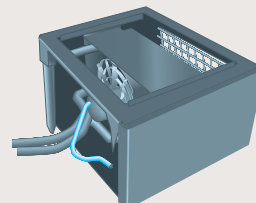
Plastic beams

KABE uses plastic beams with integrated air ducts in all moisture-exposed parts of the body. Patent is pending for the KABE designed plastic beams. Our plastic beams have superior insulation properties and also provide a more secure connection between the interconnecting panels.



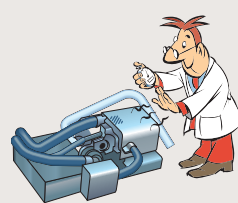
Sealed roof joints

The exterior roof overlaps the sidewalls to ensure water cannot penetrate. Zero leaks – guaranteed. KABE’s unique iWall construction has an unlimited number of attachment points for installation of optional equipment. Insulation in walls and windows provide warmth in winter and cools the motorhome in the summer.



Nordic specification with additional heating package

Every Travel Master motorhome is equipped with Nordic specification, a large battery and generator as well as a heated fuel filter. Extra heating package located in the side console is connected to the floor heating system (Crown, Imperial).



Webasto combustion heater

KABE motorhomes are equipped with the Webasto combustion heater to heat the engine circuit. The Webasto timer allows you to heat the driver’s cab in advance, even with the engine turned off, up to 24 hours prior to departure. With the help of a heat exchanger, Webasto can provide heat in the living areas of the motorhome as well. (Not in Classic.)





INTERIOR

Almost like home

To live in a KABE motorhome is living with the highest comfort and quality in every detail, every day. All materials are selected with the utmost care, to live up to your expectations both in terms of aesthetics and durability. The design is current yet classic. Rest assured that your KABE will always feel modern, stylish and elegant.

Every KABE model features Nordic Oak interior. With warm and light white-washed wood tones, it's an up-to-date but also classic look that will remain in style for many years to come. We have adapted the entire interior based on Nordic Oak to create a uniform feeling. Floor and wall coverings as well as counters and tables feature matching shades.

A comfortable home is a functional home. Every KABE motorhome is filled with extra equipment, practical functions and solutions. Our flexible swivel front seats with maximum space in between is one example. Another is our comfortable dinette sofa with slide-out function and belted seats, to ensure passengers enjoy a comfortable ride. From driving to relaxing mode around the dinner table in no time at all. KABE is an investment in your quality of life, we leave nothing to chance. There is a thought behind every detail, to provide you with the very best.

KABE Crown and Imperial feature our exclusive front seats with integrated seat belts. The front seats in Classic and Royal have fitted upholstery with stylish stitching details.

Updated lighting in the living area entrance area. As soon as you unlock the door – the ceiling light, inside door handle light and lights at the inside steps will turn on.

Every KABE motorhome model is equipped with sound insulating, fitted ceiling covering to eliminate both inside and outside noise.



Not only is the bed a place to sleep, you may want to curl up and read a book or a magazine for a moments relaxation. To make it as comfortable as possible, our headboard is covered in a soft material. The padded suede imitation with a printed 3D pattern is a naturally beautiful look.

The bed frame in aluminium is extra sturdy and stable (standard in Royal, Crown and Imperial) and features an electric, adjustable headboard that can be raised or lowered (standard in Imperial, available as an option in Royal and Crown).



MADE IN SWEDEN

Swedish design

Life in a motorhome should be convenient and worry free. We go all the way – and then some – in our quest to fill our models with as many smart solutions, functions and features as possible. We have created a motorhome, that we ourselves would like to enjoy, to provide you with the very best.

Already last year, we improved our showers with a larger and roomier version (not in Classic). We also created more space in the dining area with a curved dinette sofa. Our Classic series was updated with a comfortable, upholstered headboard with lighting above. When you are not cooking, softer kitchen lighting is more desirable. Naturally, it can be adjusted from the control panel.

Behind the stylish and elegant exterior, many quality features exist. You will find unique construction and advanced technical solutions. Ergonomic sofas, adjustable beds with comfortable spring mattresses, flexible kitchens with everything you need (and more) as well as the finest upholstery and textiles. These are a just few examples of conveniences you immediately experience in your KABE.

In addition, it is important that everything is user friendly. After all, this is a mobile home that travels safely, securely and eco-friendly on the roads. Many "extras" are simply standard in our motor-homes*.

Would you like to find out more? See page 20.

* The Classic series may include different standard equipment, check with your dealer.

2022 upholstery collections

FABRIC



NEW HAMILTON (brown)
Classic



LEXINGTON (light gray)
Classic



NEW HAMILTON (brown)
Royal, Crown, Imperial



LEXINGTON (light gray)
Royal, Crown, Imperial

LEATHER



GLADSTONE (black)
Royal, Crown, Imperial



MADISON (dark gray)
Royal, Crown (surcharge)
Imperial (standard)



BLOOMINGTON (light gray/beige)
Royal, Crown (surcharge)
Imperial (standard)



ROCKFORD (black)
Royal, Crown (surcharge)
Imperial (standard)




Further enhancing the designer look, our cushions feature extra stylish stitching details. This years collection includes three fabric options and three in leather.

INTERIOR – HOW WE BUILD



Superior bed comfort

Beds are equipped with a spring mattress and thick top pad, for a good nights sleep. And for extra comfort and reading in bed, our headboards are adjustable (not in Classic).




...more comfort details

Fitted bed slats support your body in bed. Beds with fold-up function and soft-close for more efficient cleaning.



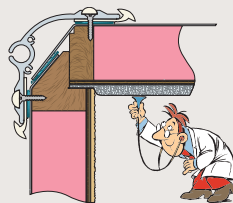
Premium upholstery

Extremely durable, premium quality upholstery throughout. We present six collections to choose from. You can combine curtain set with upholstery options. The Classic series features two upholstery collections.



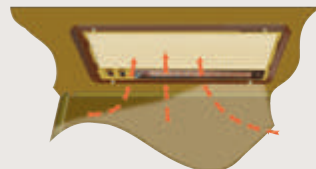
Best seating comfort in the market

Ergonomically designed sofas with durable, recycled Premium Foam cushions. The sofa's belted seats are adjustable with slide-out function (not in Classic).



Soft, light reflecting and insulating ceiling

KABE is the only manufacturer to feature an exclusive 'soft ceiling' design, with better acoustics inside the motorhome. Our 'soft ceiling' absorbs sound and improves the ceiling's insulation properties.



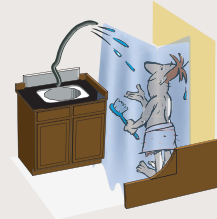
Well-equipped kitchen

Two speed, built-in kitchen fan with lighting and removable grease filter for easy cleaning. Stove with electric ignition. AES fully automatic refrigerator. Market-leading refrigerator ventilation system. Tec-Tower in all fully integrated models (not in Classic).



Lots of lighting throughout

Light fixtures with built-in spotlights. Indirect lighting above overhead cabinets. Night light with a switch located by the bed. Interior light switch for exterior lights. Lighting in wardrobes and bedside drawers. (Not in Classic.)



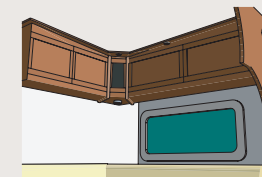
Bathroom with a shower

Our different models include shower stall, water-proof wall covering, overhead shower and foldout or fixed shower enclosure. Many floor plans feature a walk-in shower. Bathroom door lock.



Drying cabinet

Drying cabinet includes our in-house designed drip tray for shoes drying and a special convector as well as an adjustable roof valve for maximum heat circulation.



KABE-quality interior and carpentry

Interior and furniture construction from KABE's own carpentry.





YEAR-ROUND-USE Smart comfort

The Scandinavian climate is extremely challenging – we know. It can vary from warm and dry summer, to wet and breezy autumn and really cold winter with lots of snow. But you can be sure that our motorhomes are built to manage any road conditions, wind and temperature changes without a problem. Our technical innovations along with our unique heating and ventilation solution (Smart Climate System), make your KABE the best year-round vehicle on the market.

Our goal is to make your winter vacation as comfortable as your summer time off. We leave nothing to chance. Insulation, windows, walls, heating and ventilation are all developed to meet nature's high demands, regardless of season. All our motorhomes* include a number of smart heating systems. Heating convectors create comfortable heat zones in both vehicle section and living area, heat exchanger and possibility to preheat the driver's cab when the engine is switched off up to 24 hours before departure, these are just a few examples.

Alde zone heating is standard in our Imperial models. With this system you can control the heat in two separate zones, in the rear as well as in the front of the motorhome. The bathroom is always economically heated on the return loop.

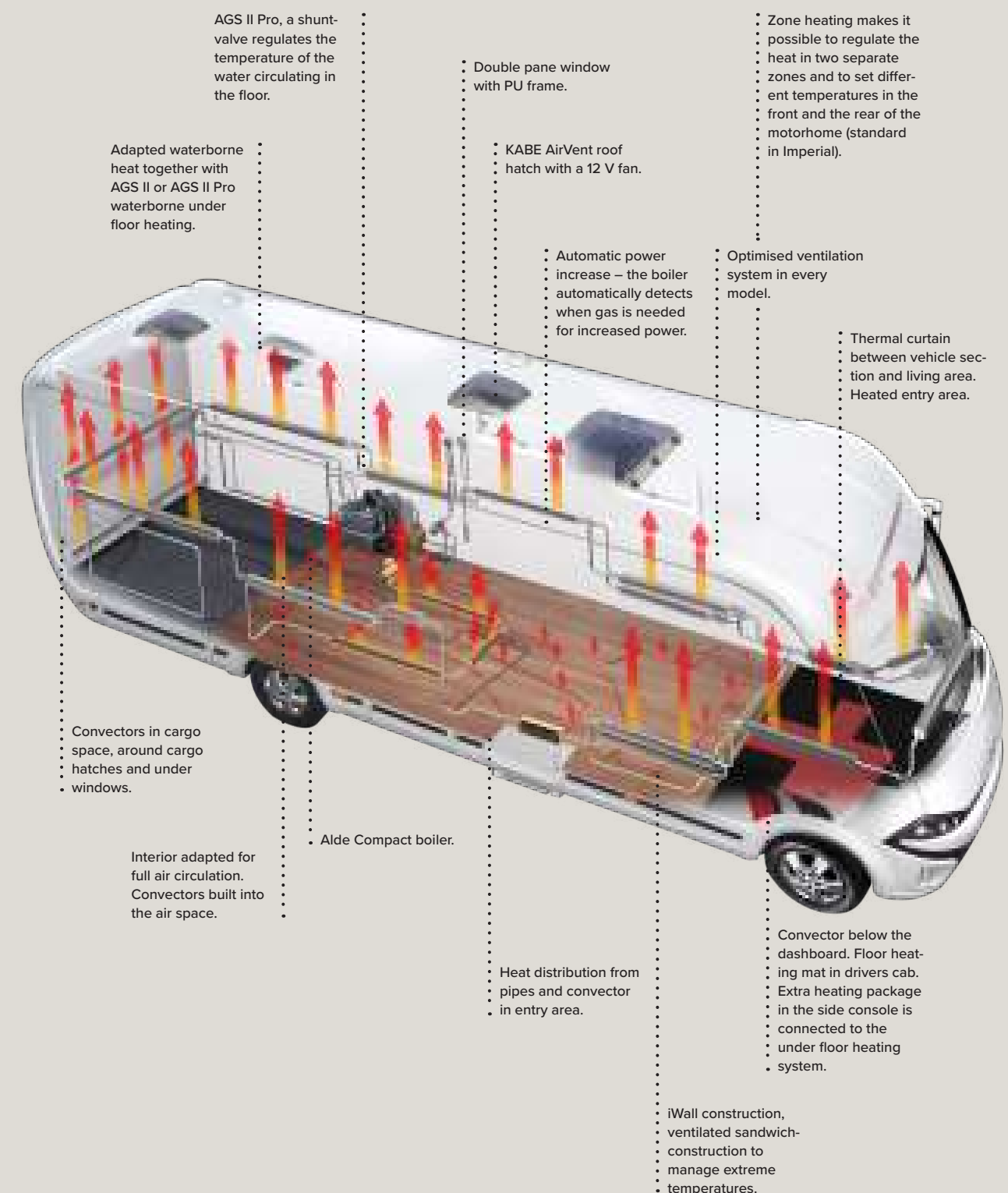
In our Crown and Imperial models, we offer the option seat heater and cooling system for our front seats. When it is warm out, fans are activated in the seat to cool you down. Extra comfort every season and in all weather conditions.

With more than 60 years experience and continued product development, we can proudly say that every KABE motorhome lives up to the toughest requirements, and more.

Would you like to find out more? See page 26!

* The Classic series may include different standard equipment, check with your dealer.

KABE Motorhome heating systems





HEATING AND VENTILATION – HOW WE THINK

SMART -CLIMATE+ SYSTEM

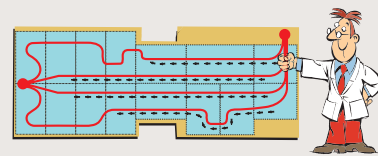
Intelligent heating system

Attention to details in all components translates to superior satisfaction and comfort. The following is always included, in every KABE: ALDE Compact boiler, AGS II or AGS II Pro waterborne under floor heating, tightly fitted convectors, optimised ventilation system, interior adapted for maximum air circulation and iWall construction.



Central heating

ALDE Compact 3030 boiler with a touchscreen display and 3kW power elements, operates with gas and resulting in max 5,5KW (5500W). The heating system has a 12V circulation pump, integrated water heater and separate expansion vessel. A cover is placed around the gas unit for the most efficient hot water effect.




Superior heating and comfort

Developed in-house and patent pending, KABE's automatic waterborne under floor heating system, AGS II, features four loops that provide more even heat distribution. The heat is circulated in aluminium pipes reaching all the way to the entry door, kitchen cabinets and bathroom. Heating plates distribute the heat evenly across the entire floor.




Inner sheet in walls

KABE's sandwich construction consists of an outer plate, ecoprism insulation, inner plate and wall covering. The heat from the radiators advance up along the walls. The inner plate in the wall distributes the heat evenly across the entire wall, whereas plywood walls, for example, do not conduct any heat at all. Floor heating is distributed via heating plates in the floor.



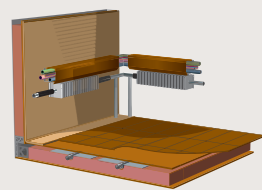
AGS II Pro

With AGS II Pro (not in Classic) you can turn the under floor heating on separately. A shunt valve regulates the temperature of the water circulating in the floor. Fresh and waste water tanks are insulated and heated.



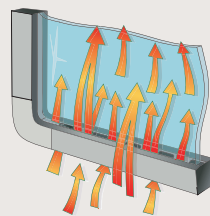
Ventilation in walls and floors

KABE is the only manufacturer to feature a ventilated wall covering that lets the warm air through that is distributed up along the walls. Low level condensation near the floor is captured by the ventilated carpet, positioned along the outer edges, and dries up when you turn on the heat. In addition, KABE's wall covering has a sound-proofing effect.



Integrated heating system

The floor heating system is connected to the convector system – circulating the air throughout the motorhome when the heat is turned on. The system is powered by both gas and electric. KABE is constructed with extra wide convectors under all windows. Convectors between the driver's cab and living area create a heat barrier between the two areas.



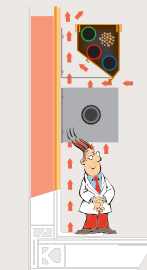
Sealed windows

Energy efficient windows with a polyurethane frame is KABE's own type K D-Lux construction. The polyurethane window frame sealed against double pane window provides maximum insulation. The window frames are insulated with built-in ventilation. Living area entry door with soft-close and a window. Screen door is included.



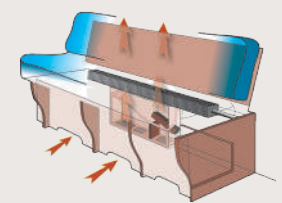
Balanced heat distribution

KABE's motorhomes are built for optimum heat distribution. Our design allows the warm air to pass freely from the floor, under beds and sofas, and up to the ceiling through our ventilated overhead cabinets.



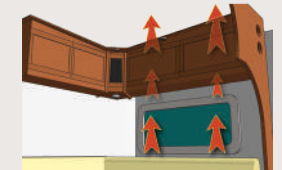
Angled cable trays

Maximum heat is absorbed from the convector and accelerates the warm air past the windows. Our unique and specifically located cable trays are angled to allow the air to flow freely past the windows. The electrical wiring is hidden in the cable trays above the heating convectors.



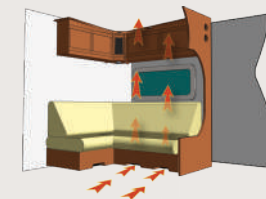
Optimal air circulation

Our interior design is adapted to provide optimal air circulation throughout the motorhome, even behind cabinets and sofas. The distance between sofas and beds as well as the angle of the sofa backrest is carefully calculated, ensuring your KABE has the best and most evenly distributed heat possible in the living area as well as other spaces.



Free airflow

Our overhead cabinets have built-in air ducts, to let warm air pass freely by the joint between the wall and ceiling and advance it towards the middle of the motorhome. A partition in the outer edge of the cabinets, keeps the channel open even when the cabinets are filled.



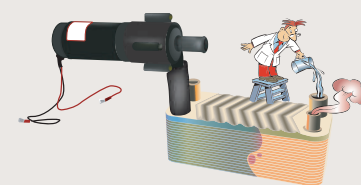
Ventilated sofas and beds

Sofa back rest and cable trays are angled to accelerate the airflow past the windows. The sofa back rest and the air space by the beds are heated when warm air is distributed along the wall.



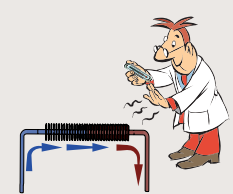
Load monitor / power monitor

The boiler's power consumption of electricity is automatically reduced during particularly heavy loads, for example when several electrical appliances are running at the same time (not in Classic).



Superior heating systems

With our heat exchanger, you can easily conduct heat from the engine to the living area during your trip. This provides extra heat on really cold days (not in Classic).



Additional heating features

All fully integrated motorhomes feature heated double floors, which results in heated cargo spaces and better heat in the living area. Heat convectors are located under the dashboard, by the console and entry step. Double pane windows in doors and driver's cab side windows. Windshield with built-in heat (optional in some models).

SAFETY

KABE + Mercedes-Benz

Van, Royal, Crown, Imperial

We are known to never compromise on quality. Taking it one step further, for those who want the highest standard possible and superior driving characteristics regardless of climate and road conditions. With Mercedes-Benz motorhome base, the most luxurious in the market, we present a vehicle that is focused on ultimate safety and navigation with industry cutting edge technology.

Several updates have been made to further increase safety in the event of a collision.



KABE's safety packages are the best! Your safety first, always.

We have further developed our passive safety systems (collision safety) and equipped our motorhomes with additional active safety systems.

PASSIVE SAFETY SYSTEMS (Collision Safety)

Stable body: Vehicle and living sections are joined with a steel structure. The walls and the motorhome front are built with the sandwich-principle to maximise rigidity. The A-post is made in one piece solid construction. The steel structure is joined to the drive head with solid steel plates, which provides a strong attachment to the vehicle section. The inner walls are joined to the outer walls with an F-shaped aluminium profile.

New dinette sofa construction prevents the passenger from sliding out from the seat belt: The dinette sofa is equipped with a metal moulding that is connected to the seat cushion, preventing it from sliding out in the event of a collision.

Steel frames inside the dinette sofa: The belted seats in the dinette area now feature a reinforced metal frame inside the sofa box, preventing it to collapse in event of a collision. The metal frame also secures the water tank. The sofa itself is integrated with the water tank stand, which is securely anchored to the floor. To minimize the risk of the sofa breaking or coming loose from the floor in the event of a collision.

Collision proof refrigerator with steel beam (applies to certain models depending on the location of the refrigerator).

Steel frame around battery: A new, stable metal holder keeps the battery in the living area securely in place even in the event of a collision.

Foldaway table top: The table can be folded down (or removed in Van) to create more space between the driver's front seat and passengers in the sofa and to provide the belted passenger with a much safer trip.

ACTIVE SAFETY SYSTEMS (Accident Prevention Systems)

Our model series Royal, Crown and Imperial are built on a base from Mercedes-Benz, with elaborate comfort and superior design. Nothing is left to chance and a number of technical functions provide you with a first class experience. KABE Royal features a Heavy-Duty chassis, automatic brakes and attention assist. With your purchase of MB Comfort Package – road sign assistance, headlight assistance, electric parking brake and vehicle section AC are also included.

In our Crown and Imperial models automatic brakes, rain sensor, headlight assistance, crosswind assist (not in tandem) and attention assist are included.

In our tandem axle vehicles a total weight of 5,500 kg is standard.

DISTRONIC standard in Imperial, option in Royal and Crown.

Find out more on page 31.

KABE + Mercedes-Benz

Van, Royal, Crown, Imperial

We have great respect for the challenges you face on the Scandinavian roads. A few examples are wet, slippery roads as well as rapid temperature changes. We devote much time and many resources to keep you safe on the road. When you invest in a KABE, we deliver a motorhome that is built in one of Europe's most modern motorhome factories, and developed to make your driving experience as safe and comfortable as possible.

The very latest multimedia system from Mercedes is included – 10.25 inch MBUX touchscreen with a rear view camera.




With Mercedes-Benz state-of-the-art passenger car technology, we offer a stable and safe driving experience. 9G-tronic is a brand new, fully integrated automatic transmission with 9 gears. 9G-tronic is adapted to a motorhome's specific requirements in terms of reduced consumption and emissions.



MBUX multimedia system with a 10.25 inch touchscreen has everything you need as far as infotainment, navigation and communication. It is operated on the high resolution touchscreen or the touch controls on the multifunction steering wheel – very innovative!

- Intelligent voice control that continuously improves with the help of AI.
- 3D graphics.
- Dynamic navigation can help you avoid traffic and shorten driving time.
- Integration of smart phones via Android Auto, Apple CarPlay or Mirrorlink as well as Bluetooth with hands free function makes it possible to have a phone conversation while you are driving without distraction.
- Real-time traffic information.



KABE Royal, Crown and Imperial models are built on the strong combination of Mercedes-Benz and AL-KO. With a suspension and shock absorption, developed and perfected by AL-KO together with Mercedes-Benz.

The chassis are also prepared for the addition of HY4 hydraulic support legs (standard in Imperial) tow bar, ClickFix mechanical support legs and load carriers.



An elegant front exterior, luxurious driver's cab and a wide range of technical and connected functions are included.



Electric adjustable and heated side mirrors.

Leather multifunction steering wheel with MBUX touch controller.

DISTRONIC distance control. The active distance assistant DISTRONIC can maintain the distance, set by the driver, to the vehicle in front, to relieve the driver on the highway or in stop-and-go traffic (standard in Imperial, option in Royal and Crown).

Keyless Start.



SAFETY

KABE + Fiat Ducato

Classic

KABE Classic is built on Fiat Ducato's stable motorhome base. Developed by Fiat – one of Europe's leading manufacturers of transport vehicles – together with top motorhome manufacturers. An extremely safe base with superior quality. **Classic Safety Package option for 740, x740:** Auto brakes, lane departure warning, rain sensor, headlight assistance (automatic dimming of high beams), adaptive cruise control, road sign assistance and attention assist.



Fog-free side mirrors, electrically heated and extended.



The interior in Fiat Ducato is carefully designed for a comfortable driver and passenger experience. Maximum space between driver and passenger seats facilitates the transition between vehicle section and living area. Front seats on a swivel base can easily turn and become part of the seating area. The air vents are designed for fast and even heating of the drivers cabin. The vehicle also features a number of smart storage solutions, cup holder and inside door panel with a pocket.

Fiat Ducato provides maximum driving comfort:

- Well-thought-out driving position. Adjustable seat and backrest with many options. Driver and passenger seats with double armrests, swivel base and height adjustable.
- Adjustable steering wheel with tilt function.
- Leather steering wheel and gear shift.
- Electric power steering.
- Heat reflecting windshield and side windows reduce the amount of heat from sunlight.
- Heating system designed for fast and efficient heating.
- 3.5" digital instrumentation.
- New USB, 12V charger and cup/cellphone holder.
- Vehicle section AC.
- Air vents and inside door panel in a new design.



Manual transmission is standard in our Classic series. Ducato 9-gear automatic is available as an option.



AL-KO

KABE Classic i740 is built on AL-KO galvanised chassis, individually adapted for each model. The trademark of a KABE motorhome is the long wheelbase and moderate overhang in the back. This results in balanced load distribution and in combination with individual rear suspension, it provides comfort and road stability safety.



CLIMATE CHAMBER
The motorhomes are carefully tested in our climate chamber.



-35 TO +55 DEGREES
Our motorhomes are tested in temperatures from -35 up to +55 degrees.



QUALITY
With the help of thermal cameras, we ensure that the construction reaches exactly the quality we strive for.



COMPLETELY WATER PROOF
Brand new technology is used to check that the motorhomes are absolutely water proof.




OPTIMISED WEIGHT DISTRIBUTION
Scales are used to balance and optimise the weight distribution between axles.



TOWING CAPACITY
Measuring equipment is used to check towing capacity.



DURABILITY
Pressure is used to test the strength of the vehicles.



AIRFLOWS
Airflows are carefully checked with smoke.



VENTILATION
Correct ventilation is vital and it is carefully tested.



GAS SYSTEM
The gas system is pressure tested.



ELECTRICAL SYSTEM
Electrical systems and other important functions are carefully checked before our motorhomes can leave the factory.



DRIVING DURABILITY TEST
Durability tests are performed and simulated with equipment corresponding to 10,000 km of normal driving.



RAIN CHAMBER
In the rain chamber, the motorhomes are tested with a high pressure sprayer.



BODY ENDURANCE TEST
Endurance tests are performed on every part of the body.



MANUFACTURING
We use state-of-the-art technology to manufacture our motorhomes.

CAREFULLY TESTED Vital solutions

Nothing in a KABE is left to chance. You will find stylish and high quality design, everywhere you look. We perform thorough tests on every little detail and function. One example is our climate chamber, where the motorhome is tested to manage temperature differences of up to 90 degrees. Brand new technology is used to make sure your motorhome is absolutely water proof. We also test endurance, durability, air flows, electrical systems and much more. We accept nothing less than all requirements achieved on all points. It's a matter of KABE quality.





On the home page, you can see lighting controls and digital sliders for dimmers. Inside and outside temperature as well as time are also displayed.



Current status information about fresh water level, waste water level and battery voltage is clearly displayed.



All information about heating is displayed on a separate page. You can easily adjust the heat with digital sliders.



TECHNOLOGY

KABE Smart D

KABE SMART D control panel monitors your motorhome. It is also used to manage functions. The panel is designed with a focus on user friendliness and features a touchscreen display that is easy to understand. It shows fresh water level, waste water level and battery voltage. You can control lighting, AC, boiler and temperature as well as the electrically lowered loft bed and certain other options. In addition, the system includes several alarm functions and will remind you to make a service appointment or let you know if a fuse has tripped. All conveniently displayed on one screen. Standard in all KABE models.

Which language do you prefer to navigate your KABE Smart D? Just like your smart phone, you can simply select the language.

KABE Smart D Remote app enables you to manage the control panel remotely, from anywhere. KABE Smart D Remote is built together with a 4G router with an internal antenna and a mobile modem (external antenna is available as an option). As well as managing heating, lighting and keep track of the motorhome's functions and alarms via your cell phone, you also have access to a wireless internet connection on the road. KABE Smart D Remote is available as an option in all models*.

KABE SMART D – EUROPEAN INNOVATION AWARD WINNER

* With your purchase of KABE Smart D Remote, a 36 month subscription is included. After 36 months, you will pay a yearly fee for the use of the app.

TECHNOLOGY – HOW WE DO IT




KABE Smart D intelligent electric control unit

User friendly electric panel. The electrical system detects battery power and is automatically charged when needed. The system tracks water levels, temperature and battery voltage.



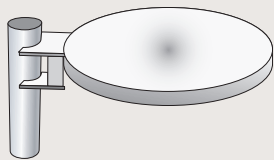
Drivers Cabin Heating System (Crown, Imperial)

Heat exchanger connects the heat from the engine to the living area. Water-borne floor heating mat in driver's cabin. Built-in convectors inside door step (vehicle section). Pleated blackout curtains in front and side windows. Convector between vehicle section and living area form a heat barrier. Extra heating package in side console is connected to the under floor heating system.




Powerful generator and battery

Our extra powerful electrical system increases battery life, even during low outdoor temperatures.




Electronic TV antenna

Electronic TV antenna for both analog and digital reception. Exterior TV connection, cable TV and 12 / 230 V. TV antenna socket in three locations: media console, bedroom area and electric box. Alarm indicates if the antenna is raised at start up. Media cabinet with fold-out TV wall mount included in most of our models.



Safe and secure

Safety equipment included in all KABE motorhomes: air bag, ABS brakes and three-point seat belts in both drivers cab and living area belted seats. Leak indicator for manual control of the gas system. Hose break valve allows the gas to be on while driving (not in Classic). Fire alarm located in the bedroom area. Ground fault circuit breaker. Collision sensor for the gas system (not in Classic).



Additional equipment

Electric step is automatically retracted when you start the motorhome. Remote control central locks, driver's cab. Living area entry door connected to central locking. Vehicle section AC. Alarm indicates if the 230 cable is connected when you start the engine. USB outlets.



Prepared for support legs and tow bar

All motorhomes are constructed with AL-KO framework extension (except Classic 740 / x740). You can easily equip your KABE with support legs and a tow bar (except Classic 740 / x740).

...and more (standard in Imperial, optional in other models).

- Living area AC
- Central lock exterior access doors
- Cinderella combustion toilet
- Inverter
- Corian "Matterhorn" kitchen counter
- Premium Sound System
- Leather upholstery
- Solar panel
- Unique exterior design



NEW! MULTIMEDIA SYSTEM WITH DAB. Multimedia-player with DAB (Royal and Crown). KABE premium sound system with DAB is standard in Imperial.

WIRELESS CHARGER. A wireless cell phone charger is standard in all models except for Royal x780 LB/LGB and Classic. The charger is located in the front of the motorhome.

WIRELESS ROUTER. To maximize your media options, a router for wireless internet connection is standard in all models. An external antenna for the router is available as an option.



OWNERSHIP

Stress free and secure

10 reasons to choose KABE:

YEAR-ROUND-COMFORT

KABE caravans and motorhomes are designed for the Scandinavian climate, to keep you equally comfortable in the middle of winter and on warm summer days. When it comes to insulation, ventilation and heating – we go all the way. For maximum stability and complete moisture control, the body is built with KABE's own iWall system. Every model features the Alde 3030 boiler and waterborne under floor heating is standard. Many of our important year-round functions are built into the design, and do not attract attention when you first enter your motorhome or caravan. However, you will notice the difference when you start using your KABE.

QUALITY

Our goal is to deliver market-leading quality and superior design, in every detail. That's always been our focus, for more than 60 years. We develop and test new solutions in our own state-of-the-art facilities in Tenhult, Sweden and every KABE is built here as well. It is one of Europe's most modern caravan and motorhome factories. With skilled employees, our own electricians and our own joinery producing interior fittings. And our subcontractors are among Europe's leaders in every category.

RESALE VALUE

No matter which model you choose, you can be sure KABE delivers market leading quality in every price segment. Quality that endures. We work constantly to improve our caravans and motorhomes, with the goal to always deliver a vehicle that meets your and the next owner's requirements. You can rest assured that your KABE will maintain a good resale value.



TECHNOLOGY

Your new KABE always includes cutting edge technology and it is one of the most well-equipped motorhomes in the market. In our mind, future challenges require solutions for the future and we put a lot of effort into technology development. In the past few years, we have received several prestigious awards for our innovations, e.g. in ventilation and heat recovery. We do everything possible for an extremely comfortable experience on the road.

CLIMATE AND ENVIRONMENT

From material selection and production technology to energy efficiency and emission levels – environmental issues are of the highest priority and we are completely committed all the way. We make great efforts to lead the way towards an increasingly eco-friendly caravan and motorhome industry. Naturally, we support the UN's global goals of sustainable development and better working conditions, increased diversity, gender equality, as well as maintaining a high level of business ethics.

SAFETY

When you buy a KABE you invest in safety. We want you to feel secure in your investment and fully enjoy life in your caravan or motorhome. A 7 year warranty on water infiltration is included with all new models. Your safety on the road is extremely important, and our caravans and motorhomes are equipped with many active safety systems. But in case of an accident, your KABE includes many carefully developed passive safety systems to protect you. A few examples are the stable body and robust construction as well as steel frames around batteries and water tanks to prevent them from moving in a collision.

FUNCTIONALITY

KABE has more than 60 years' of experience developing and building caravans and motorhomes for active, year-round use. You will find many smart solutions, making life in your KABE as convenient and relaxing as possible. Some examples are our practical pull-out ski box with lighting, central lock on lower kitchen cabinet doors and drawers and perfectly placed USB outlets exactly where you need them!

DESIGN

Our modern and spacious interior in light colours and materials, is truly Scandinavian design at it's best. Recessed cabinet doors, rounded corners and ergonomic seat cushions are examples of details that create our special KABE experience. It's the perfect balance between design and function, inside as well as outside. The exterior with carefully developed features and elegant lines give each KABE it's distinctive character.

AUTHORIZED DEALERS

KABE has a wide network of authorised dealers and service stations, not only throughout Scandinavia, but in several European countries as well. They provide expert advice and help you with financing and insurance for your KABE. And once you are on the road, we have more than 100 authorised service stations in northern Europe. You will always find professional help, should you need it. Many have worked with us for decades. You are in safe hands!

OPTIONS

There is a KABE for everyone. All you have to do, is figure out which size, floor plan, equipment and price level is right for you and your family. And when you find your favourite model, you can select the optimal floor plan with KABE's Flexline System. There are many options and great flexibility. The easiest way to build your KABE is in our online product configurator. Choose "Build your KABE" from our home page www.kabe.se/en, or visit one of our dealers.

2022 standard equipment

	Travel Master Classic 740	Travel Master Classic x740	Travel Master Classic i740	Travel Master Royal x780	Travel Master Royal x880	Travel Master Van	Travel Master Crown i760	Travel Master Crown i810	Travel Master Crown i860	Travel Master Imperial i810	Travel Master Imperial i860	Travel Master Imperial i910
ENGINE / CHASSIS												
Anti-lock braking system (ABS)	✓	✓	✓	✓	✓	✓	✓	✓	✓	✓	✓	✓
Vehicle section AC (option in Royal – MB Comfort Package)	✓	✓	✓			✓	✓	✓	✓	✓	✓	✓
Driver air bag	✓	✓	✓	✓	✓	✓	✓	✓	✓	✓	✓	✓
Passenger air bag	✓	✓	✓	✓	✓	✓	✓	✓	✓	✓	✓	✓
16" aluminium rims						✓	✓	✓	✓	✓	✓	✓
Aluminium exterior body, Innovation Design	✓	✓	✓	✓	✓		✓	✓	✓	✓	✓	✓
Antenna mounted in rear view mirror	✓	✓	✓	✓	✓							
Attention Assist				✓	✓	✓	✓	✓	✓	✓	✓	✓
Auto-brakes (option in Classic Safety package, not i740)				✓	✓	✓	✓		✓	✓	✓	✓
4035 mm wheelbase	✓	✓										
4200 mm wheelbase			✓									
4210 mm wheelbase								✓		✓		
4325 mm wheelbase						✓						
4500 mm wheelbase							✓		✓		✓	
4700 mm wheelbase					✓							
4800 mm wheelbase				✓								✓
92 Ah AGM battery capacity						✓	✓	✓	✓	✓	✓	✓
110 Ah battery capacity	✓	✓	✓	✓	✓							
75-litre fuel tank	✓	✓	✓									
92-litre fuel tank				✓	✓		✓	✓	✓	✓	✓	✓
93-litre fuel tank						✓						
3650 kg Fiat chassis	✓											
4250 kg Fiat chassis, 4400 kg depending on engine		✓										
3850 kg AL-KO chassis			✓									
4500 kg AL-KO chassis				✓			✓					
5200 kg AL-KO chassis					✓							
5500 kg AL-KO chassis								✓	✓	✓	✓	✓
Fog lights			✓				✓	✓	✓	✓	✓	✓
DISTRONIC										✓	✓	✓
Daytime running lights (DRL)	✓	✓	✓	✓	✓	✓	✓	✓	✓	✓	✓	✓
Electric hand brake (option in Royal – MB Comfort Package, not 5-tonne Van)						✓	✓	✓	✓	✓	✓	✓
Electric windows	✓	✓	✓	✓	✓	✓	✓	✓	✓	✓	✓	✓
Electronic stability programme (ESP)	✓	✓	✓	✓	✓	✓	✓	✓	✓	✓	✓	✓
Cruise control (option in Classic Safety Package, not i740)				✓	✓	✓	✓	✓	✓	✓	✓	✓
Headlight assist (option in Classic Safety Package, not i740)				✓	✓	✓	✓	✓	✓	✓	✓	✓
Driver / passenger seats with double armrests	✓	✓	✓	✓	✓	✓	✓	✓	✓	✓	✓	✓
Driver / passenger seats with height adjustment	✓	✓	✓	✓	✓	✓	✓	✓	✓	✓	✓	✓
Driver / passenger seats with swivel base	✓	✓	✓	✓	✓	✓	✓	✓	✓	✓	✓	✓
Reinforced tyres	✓	✓	✓	✓	✓		✓	✓	✓	✓	✓	✓
200 A generator	✓	✓	✓	✓	✓							
230 A generator						✓	✓	✓	✓	✓	✓	✓
Heavy Duty	✓	✓	✓	✓	✓	✓	✓	✓	✓	✓	✓	✓
Wheel caps	✓	✓	✓	✓	✓							
Vehicle section tablet holder	✓	✓	✓									
Captain chairs	✓	✓	✓									

2022 standard equipment

	Travel Master Classic 740	Travel Master Classic x740	Travel Master Classic i740	Travel Master Royal x780	Travel Master Royal x880	Travel Master Van	Travel Master Crown i760	Travel Master Crown i810	Travel Master Crown i860	Travel Master Imperial i810	Travel Master Imperial i860	Travel Master Imperial i910
Controls on steering wheel				✓	✓	✓	✓	✓	✓	✓	✓	✓
Front grill with chrome details						✓						
Lacquered front bumpers	✓	✓	✓	✓	✓	✓	✓	✓	✓	✓	✓	✓
Lane departure warning (option in Classic Safety Package, not i740)						✓						
LED lights low / high beam (option in Royal Design Package)							✓	✓	✓	✓	✓	✓
Leather steering wheel and gear shift	✓	✓	✓	✓	✓	✓	✓	✓	✓	✓	✓	✓
140 HP Fiat engine	✓	✓	✓									
163 HP Mercedes-Benz Sprinter R3 superhigh						✓						
170 HP Mercedes-Benz Sprinter engine				✓	✓							
170 HP Mercedes-Benz engine							✓	✓	✓	✓	✓	✓
Cup holder	✓	✓	✓	✓	✓	✓	✓	✓	✓	✓	✓	✓
Nordic country specification	✓	✓	✓	✓	✓	✓	✓	✓	✓	✓	✓	✓
Particle filter	✓	✓	✓	✓	✓	✓	✓	✓	✓	✓	✓	✓
Rain sensor (option in Classic Safety Package, not i740)				✓	✓	✓	✓	✓	✓	✓	✓	✓
Crosswind assist				✓		✓	✓					
Cover under front seats	✓	✓	✓	✓	✓							
Track width: 1760 mm front, 1980 mm rear				✓	✓		✓	✓	✓	✓	✓	✓
Track width: 1810 mm front, 1980 mm rear	✓	✓	✓									
Tandem					✓			✓	✓	✓	✓	✓
6-speed manual gearbox	✓	✓	✓									
7-speed automatic gearbox						✓						
9-speed automatic gearbox				✓	✓		✓	✓	✓	✓	✓	✓
Extended side mirrors	✓	✓	✓	✓	✓							
Electric, heated side mirrors (option in Classic Comfort Package)				✓	✓	✓	✓	✓	✓	✓	✓	✓
CLIMATE / HEATING												
12 V circulation pumps	✓	✓	✓	✓	✓	✓	✓	✓	✓	✓	✓	✓
Living area AC										✓	✓	✓
Alde Compact 3030 central heating	✓	✓	✓	✓	✓	✓	✓	✓	✓	✓	✓	✓
AGS II automatic floor heating system	✓	✓	✓									
AGS II Pro automatic floor heating system				✓	✓	✓	✓	✓	✓	✓	✓	✓
Diesel engine heater				✓	✓	✓	✓	✓	✓	✓	✓	✓
Double pane windows, vehicle section			✓				✓	✓	✓	✓	✓	✓
230 V 3 kW 3-step electrical element	✓	✓	✓	✓	✓	✓	✓	✓	✓	✓	✓	✓
Extra heating package (side console) connected to the floor heating system							✓	✓	✓	✓	✓	✓
KABE AirVent	✓	✓	✓	✓	✓	✓	✓	✓	✓	✓	✓	✓
Convectors inside door step				✓	✓	✓	✓	✓	✓	✓	✓	✓
Lower thermal curtain	✓	✓	✓	✓	✓	✓	✓	✓	✓	✓	✓	✓
Water heater	✓	✓	✓	✓	✓	✓	✓	✓	✓	✓	✓	✓
Waterborne floor heating, vehicle section				✓	✓	✓	✓	✓	✓	✓	✓	✓
Winter adapted water system	✓	✓	✓	✓	✓	✓	✓	✓	✓	✓	✓	✓
Heat exchanger				✓	✓	✓	✓	✓	✓	✓	✓	✓
Alde zone heating										✓	✓	✓

2022 standard equipment

	Travel Master Classic 740	Travel Master Classic x740	Travel Master Classic i740	Travel Master Royal x780	Travel Master Royal x880	Travel Master Van	Travel Master Crown i760	Travel Master Crown i810	Travel Master Crown i860	Travel Master Imperial i810	Travel Master Imperial i860	Travel Master Imperial i910
EXTERIOR												
12 V / 230 V garage outlet				✓	✓	✓	✓	✓	✓	✓	✓	✓
Central lock exterior access doors										✓	✓	✓
Shower outlet in garage										✓	✓	✓
Ecoprim insulation in floor and ceiling / pellets of insulating material in walls						✓						
Ecoprim insulation in walls, floor and ceiling	✓	✓	✓	✓	✓		✓	✓	✓	✓	✓	✓
Remote control central locking (incl. living area door)	✓	✓	✓	✓	✓	✓	✓	✓	✓	✓	✓	✓
Hydraulic support legs										✓	✓	✓
King Size width		✓		✓	✓							
Kitchen window	✓	✓	✓	✓	✓	✓	✓	✓	✓	✓	✓	✓
Screen door	✓	✓	✓	✓	✓	✓	✓	✓	✓	✓	✓	✓
Plastic beams	✓	✓	✓	✓	✓		✓	✓	✓	✓	✓	✓
Sandwich construction	✓	✓	✓	✓	✓		✓	✓	✓	✓	✓	✓
Sky view				✓	✓							
Stable and moisture proof body	✓	✓	✓	✓	✓	✓	✓	✓	✓	✓	✓	✓
Tinted double pane windows	✓	✓	✓	✓	✓	✓	✓	✓	✓	✓	✓	✓
Heated pull-out ski box with lighting							✓	✓	✓	✓	✓	✓
INTERIOR												
Aluminium bed frame				✓	✓	✓	✓	✓	✓	✓	✓	✓
Anti-slip material cushion underside	✓	✓	✓	✓	✓		✓	✓	✓	✓	✓	✓
Kitchen counter with 3-burner gas stove (KABE Van: 2-burner)	✓	✓	✓	✓	✓	✓	✓	✓	✓	✓	✓	✓
Dinette armrests				✓	✓		✓	✓	✓	✓	✓	✓
Waste bin with sorting at source	✓	✓	✓	✓	✓	✓	✓	✓	✓	✓	✓	✓
Wide living area door – Hartal Evolution (not in Classic 740T)	✓	✓	✓	✓	✓							
Premium living area door – HartaLux							✓	✓	✓	✓	✓	✓
Living area sliding door						✓						
Cinderella incinerating toilet										✓	✓	✓
Corian Matterhorn kitchen counter										✓	✓	✓
Shower with foldout enclosure alt. walk-in shower (KABE Van: swivel wall)	✓	✓	✓	✓	✓	✓	✓	✓	✓	✓	✓	✓
Electric blind windshield							✓	✓	✓	✓	✓	✓
Electric adjustable headboard										✓	✓	✓
Electric emptying of fresh water tank (also manual function)				✓	✓	✓	✓	✓	✓	✓	✓	✓
Electric emptying of waste water tank (also manual function)				✓	✓	✓	✓	✓	✓	✓	✓	✓
Single handle faucet in kitchen and bathroom	✓	✓	✓	✓	✓	✓	✓	✓	✓	✓	✓	✓
Ergonomic seat cushions	✓	✓	✓									
Ergonomic seat cushions in Premium Foam				✓	✓		✓	✓	✓	✓	✓	✓
Exclusive overhead cabinet doors	✓	✓	✓	✓	✓	✓	✓	✓	✓	✓	✓	✓
20/90-litre fresh water tank (KABE Van: 20/83-litre)	✓	✓	✓	✓	✓	✓						
20/150-litre fresh water tank							✓	✓	✓	✓	✓	✓
Soft-close overhead cabinet doors	✓	✓	✓	✓	✓	✓	✓	✓	✓	✓	✓	✓
Gas filter				✓	✓	✓	✓	✓	✓	✓	✓	✓
Inside door handle	✓	✓	✓	✓	✓		✓	✓	✓	✓	✓	✓
High-gloss laminate table	✓	✓	✓	✓	✓	✓	✓	✓	✓	✓	✓	✓
Premium quality interior fittings	✓	✓	✓	✓	✓	✓	✓	✓	✓	✓	✓	✓

2022 standard equipment

	Travel Master Classic 740	Travel Master Classic x740	Travel Master Classic i740	Travel Master Royal x780	Travel Master Royal x880	Travel Master Van	Travel Master Crown i760	Travel Master Crown i810	Travel Master Crown i860	Travel Master Imperial i810	Travel Master Imperial i860	Travel Master Imperial i910
Built-in oven				✓	✓		✓	✓	✓	✓	✓	✓
Recessed kitchen drawers				✓	✓	✓	✓	✓	✓	✓	✓	✓
Interior with optimal air circulation	✓	✓	✓	✓	✓	✓	✓	✓	✓	✓	✓	✓
Compressor refrigerator						✓						
Refrigerator with freezer (Classic black, Royal bronze)	✓	✓	✓	✓	✓							
TecTower refrigerator with freezer in bronze							✓	✓	✓	✓	✓	✓
Motorised kitchen fan with grease filter / KABE Van fan with carbon filter	✓	✓	✓	✓	✓	✓	✓	✓	✓	✓	✓	✓
Diamond White laminate counter						✓						
"Latte" Beige laminate kitchen counter	✓	✓	✓									
"Velvet Grey" laminate kitchen counter				✓	✓		✓	✓	✓			
Sound insulating soft ceiling	✓	✓	✓	✓	✓	✓	✓	✓	✓	✓	✓	✓
Air space between interior ceiling and exterior roof (for loft bed comfort)		✓		✓	✓							
Blackout curtains (also vehicle section)	✓	✓	✓	✓	✓	✓	✓	✓	✓	✓	✓	✓
Convertible sofa bed	✓	✓	✓	✓	✓	✓	✓	✓	✓	✓	✓	✓
Electrically lowered double loft bed above the dinette		✓		✓	✓		✓	✓	✓	✓	✓	✓
Optimised refrigerator ventilation	✓	✓	✓	✓	✓	✓	✓	✓	✓	✓	✓	✓
Optimised ventilation system	✓	✓	✓	✓	✓	✓	✓	✓	✓	✓	✓	✓
Roller blinds and screens in all openable windows	✓	✓	✓			✓						
Set of side curtains with lighting	✓	✓	✓	✓	✓		✓	✓	✓	✓	✓	✓
Leather upholstery										✓	✓	✓
Foam mattress						✓						
Slide-out sofa				✓	✓	✓	✓	✓	✓	✓	✓	✓
Soft-close kitchen drawers	✓	✓	✓	✓	✓	✓	✓	✓	✓	✓	✓	✓
Spring mattress and top pad	✓	✓	✓	✓	✓		✓	✓	✓	✓	✓	✓
Stove with electric ignition	✓	✓	✓	✓	✓	✓	✓	✓	✓	✓	✓	✓
Step less roller blinds and screens in all openable windows				✓	✓		✓	✓	✓	✓	✓	✓
Adjustable rear seats, side and length wise						✓						
Padded imitation suede headboard with lighting	✓	✓	✓	✓	✓	✓	✓	✓	✓	✓	✓	✓
Wooden bed frame with edge profile	✓	✓	✓									
Bathroom with sink, shower stall and cabinet	✓	✓	✓	✓	✓	✓	✓	✓	✓	✓	✓	✓
Tinted windows	✓	✓	✓	✓	✓	✓	✓	✓	✓	✓	✓	✓
Wire baskets in wardrobe				✓	✓		✓	✓	✓	✓	✓	✓
Adjustable headboard				✓	✓		✓	✓	✓			
Heated waste water tank, 90-litre (Van 83-litre)	✓	✓	✓	✓	✓	✓	✓	✓	✓	✓	✓	✓
Pull-out storage in double floor							✓	✓	✓	✓	✓	✓
Toilet stench-trap	✓	✓	✓	✓	✓	✓	✓	✓	✓	✓	✓	✓
Ventilated Mini Heki skylight with screen and blackout shade	✓	✓	✓	✓	✓	✓	✓	✓	✓	✓	✓	✓
Ventilated Heki II skylight with screen and blackout shade							✓	✓	✓	✓	✓	✓
Ventilating wall covering	✓	✓	✓	✓	✓	✓	✓	✓	✓	✓	✓	✓
Permanently installed swivel, flush toilet with external emptying	✓	✓	✓	✓	✓	✓	✓	✓	✓			
Gas turntable / pull-out rail						✓	✓	✓	✓	✓	✓	✓
2 fabric collections	✓	✓	✓			✓						
3 fabric collections				✓	✓		✓	✓	✓	✓	✓	✓
3 leather collections (price supplement Royal, Crown – not available in Van)										✓	✓	✓
Bedsread	✓	✓	✓	✓	✓	✓	✓	✓	✓	✓	✓	✓

2022 standard equipment

	Travel Master Classic 740	Travel Master Classic x740	Travel Master Classic 1740	Travel Master Royal x780	Travel Master Royal x880	Travel Master Van	Travel Master Crown 1760	Travel Master Crown 1810	Travel Master Crown 1860	Travel Master Imperial 1810	Travel Master Imperial 1860	Travel Master Imperial 1910
BATTERY / CHARGER												
12 V / 230 V loft bed charger		✓	✓	✓	✓		✓	✓	✓	✓	✓	✓
95 Ah AGM battery	✓		✓									
130 Ah AGM battery (Imperial has two)		✓		✓	✓	✓	✓	✓	✓	✓	✓	✓
35 A battery charger	✓	✓	✓	✓	✓	✓	✓	✓	✓	✓	✓	✓
Battery sensor				✓	✓	✓	✓	✓	✓	✓	✓	✓
Power sensors				✓	✓	✓	✓	✓	✓	✓	✓	✓
Eco-package (solar panel, inverter, double batteries)										✓	✓	✓
230 V (16 A) electric control unit	✓	✓	✓	✓	✓	✓	✓	✓	✓	✓	✓	✓
Service centre with control panel to manage all functions – Smart D	✓	✓	✓	✓	✓	✓	✓	✓	✓	✓	✓	✓
SOUND / VISUAL												
Lighting in bed drawer				✓	✓		✓	✓	✓	✓	✓	✓
Dimmable front ceiling light	✓	✓	✓	✓	✓	✓	✓	✓	✓	✓	✓	✓
TV mount	✓	✓	✓	✓	✓	✓	✓	✓	✓	✓	✓	✓
Wardrobe lights				✓	✓	✓	✓	✓	✓	✓	✓	✓
Rear speakers				✓	✓	✓	✓	✓	✓	✓	✓	✓
Indirect lighting overhead cabinets	✓	✓	✓	✓	✓	✓	✓	✓	✓	✓	✓	✓
KABE Smart D with touchscreen panel (clock, indoor & outdoor temperature)	✓	✓	✓	✓	✓	✓	✓	✓	✓	✓	✓	✓
Cargo space lighting	✓	✓	✓	✓	✓	✓	✓	✓	✓	✓	✓	✓
LED lighting	✓	✓	✓	✓	✓	✓	✓	✓	✓	✓	✓	✓
MBUX (rear view camera included)				✓	✓	✓	✓	✓	✓	✓	✓	✓
Multimedia player	✓	✓	✓									
Night lights				✓	✓		✓	✓	✓	✓	✓	✓
Premium Sound System (wi-fi included)										✓	✓	✓
Router (subscription excluded)	✓	✓	✓	✓	✓	✓	✓	✓	✓	✓	✓	✓
Wireless charging station (not in x780LB / x780LGB)				✓	✓	✓	✓	✓	✓	✓	✓	✓
TV antenna with amplifier	✓	✓	✓	✓	✓	✓	✓	✓	✓	✓	✓	✓
USB outlet	✓	✓	✓	✓	✓	✓	✓	✓	✓	✓	✓	✓
Exterior 230 V / 12 V / TV outlet / inlet for central antenna	✓	✓	✓	✓	✓	✓	✓	✓	✓	✓	✓	✓
ALARM / SAFETY												
Fire alarm	✓	✓	✓	✓	✓	✓	✓	✓	✓	✓	✓	✓
Electric lock lower kitchen cabinets										✓	✓	✓
Motorhome Assistance	✓	✓	✓	✓	✓	✓	✓	✓	✓	✓	✓	✓
Burglar alarm with shell protection							✓	✓	✓	✓	✓	✓
Ground fault circuit breaker	✓	✓	✓	✓	✓	✓	✓	✓	✓	✓	✓	✓
Collision sensor for gas system				✓	✓	✓	✓	✓	✓	✓	✓	✓
Leak indicator gas	✓	✓	✓	✓	✓	✓	✓	✓	✓	✓	✓	✓
Outdoor lighting motion sensor				✓	✓		✓	✓	✓	✓	✓	✓
Hose break valve for gas system				✓	✓	✓	✓	✓	✓	✓	✓	✓

KABE reserves the right to printing errors and typos. KABE reserves the right to design and data updates without prior notice.



Choosing a KABE is easy

Create your dream-KABE in peace and quiet, on your computer. You can easily view all available options and possibilities in our flexible configuration tool at kabe.se/en. Choose everything from model and floor plan to details such as upholstery and optional equipment. A summary of your motorhome will be presented, including price and contact information for the nearest dealer.

It could not be easier!

There is always a perfect KABE

We have developed five model series, each with unique features, to suit the different needs of our KABE owners. Whether you choose a KABE van, a slightly smaller motorhome or a large integrated model, you can be sure it includes year-round comfort, excellent quality, safety and smart solutions. No question about it. And much of what is standard in a KABE, is optional from other manufacturers.

KABE Van

KABE Van is the perfect choice for the adventurous soul. A flexible, furnished van with the same quality heating, ventilation, interior, year-round features and more, as our other motorhomes. The living section is built in Sweden, on a base from Mercedes-Benz Sprinter.

Page 56.



KABE Classic

Our Classic entry model, features a slightly shorter equipment list. But with KABE quality all the way. Available in both fully and semi integrated models, as well as Crossover in 740 length.

Page 62.



KABE Royal

When you want nothing but the best equipment and comfort, KABE Royal is the right choice. The Royal-series is built on a base from Mercedes-Benz Sprinter with an AL-KO chassis. Two semi integrated models are available, Royal x780 and x880 Crossover with an electrically lowered loft bed. Both include features that are at the forefront of technology and King Size living area width.

Page 70.



KABE Crown

KABE Crown is built on a base from Mercedes-Benz with an AL-KO chassis, and includes all the characteristic features of the premium brand. Superior design and carefully considered, intelligent functionality throughout. Front-wheel drive and automatic transmission are standard. KABE Crown is available in lengths 760, 810 and 860.

Page 78.



KABE Imperial


With all the features of KABE Crown, and a bit more. Imperial is our extra spacious, luxurious front runner. All Imperial models are built on a base from Mercedes-Benz together with a specially adapted AL-KO chassis. The motorhome is surprisingly similar to a passenger car, both as far as comfort and safety, and it is maxed out with smart functions and superior design. All models are fully integrated and available in lengths 810, 860 and 910.

Page 86.



2022 floor plans

Selecting the right floor plan for your motorhome, is as important as when you buy a permanent home. We all have different needs. That's why we offer a number of floor plan solutions so that you can tailor your motorhome to your personal requirements.



Floor plan: LXL

In the rear of the motorhome, you will find a double bed on one side and bathroom with a shower on the other side.
L= L-shaped kitchen



Floor plan: LB

Features two single beds in the rear of the motorhome. Bathroom and shower are located along one side, in the middle of the motorhome.
L= L-shaped kitchen



Floor plan: GB, LGB

The same floor plan solution as LB, but with raised beds to accommodate a large cargo space underneath.
L= L-shaped kitchen



Floor plan: T, LT

Two single beds are located in the middle of the motorhome. Bathroom with a walk-in shower spans the entire width of the motorhome's rear.
L= L-shaped kitchen



Floor plan: QB, LQB

A large double bed is centred in the rear of the motorhome.
L= L-shaped kitchen

Choose your floor plan

	SEMI INTEGRATED		CROSSOVER		FULLY INTEGRATED	
	Single axle	Tandem	Single axle	Tandem	Single axle	Tandem
CLASSIC FIAT DUCATO						
Travel Master Classic 740	LXL, LB, LGB, T		LXL, LGB		LGB	
ROYAL MERCEDES-BENZ						
Travel Master Royal 780			LXL, LB, LGB, LT, LQB			
Travel Master Royal 880				LT, LQB		
CROWN MERCEDES-BENZ						
Travel Master Crown i760					LXL, LGB, LT	
Travel Master Crown i810						LXL, LGB, LT, LQB
Travel Master Crown i860						LGB, LQB
IMPERIAL MERCEDES-BENZ						
Travel Master Imperial i810						LXL, LGB, LT, LQB
Travel Master Imperial i860						LGB, LQB
Travel Master Imperial i910						GB, T, QB,

Floor plans

- LXL**
- In the rear of the motorhome, you will find a double bed on one side and bathroomwith a shower on the other side.
- LB**
- Features two single beds in the rear of the motorhome. Bathroom and shower are located along one side, in the middle of the motorhome.
- GB, LGB**
- The same floor plan solution as LB, but with raised beds to accomodate a large cargo space underneath.
- T, LT**
- Two single beds are located in the middle of the motorhome. Bathroom with a walk-in shower spans the entire width of the motorhome's rear.
- QB, LQB**
- A large double bed is centred in the rear of the motorhome.
- L**
- L-shaped kitchen





KABE Van

The best equipped Van in the market

KABE Van is built on a base from Mercedes-Benz Sprinter – a smart and carefully designed year-round vehicle with superior quality and a total length of 6.90 metres. This car is connected on a whole new level, MBUX operating system with intelligent voice control is included. KABE Van is built on Sprinter with rear wheel drive (all wheel drive is available as an option) and features Mercedes 4-cylinder 163 HP diesel engine with Euro-6 standard.

In 2022, we introduce KABE Van with white exterior as standard, gray metallic is available as an option.



KABE Van is delivered in a stylish white exterior, Camper-White, with KABE's unique 3D look decal graphics. As an option, you can order your KABE Van in elegant blue-gray metallic, Tenorite-Gray, which also features our 3D look decal graphics. **NEW!** Exterior lighting above the sliding door.



With an elegant exterior and luxurious interior – KABE Van is a compact, optimised vehicle with superior quality. Mercedes-Benz Sprinter is surprisingly similar to a personal car, both as far as comfort and safety. For increased security and safety, the rear view camera image is displayed on the touchscreen.

KABE Van – the only Van with real year-round characteristics

Best heating comfort

The floor in the body is insulated with 10 mm plastic cells to insulate the space between body and living area floors. In that space, water tanks and water pipes are located and well protected from freezing. The living area floor in turn is insulated with 25 mm Ecoprim insulation and with our waterborne under floor heating provides extremely comfortable temperatures in the van's living space.

Our waterborne under floor heating system, AGS II Pro, with four loops provides very even heat. The heat circulates in aluminium pipes that reach all the way to the entry door, kitchen area and bathroom. Heat plates distribute the heat evenly across the entire floor.

For year-round use and comfort.

Insulation in every wall space

Insulation is sprayed into ceilings, walls, beams and every single space behind the interior walls. It's a completely new technic, where small beads coated in glue are injected and cured into a durable solid insulation with a thickness of 35-50 mm. This technology minimizes the risk of cold zones.

Optimised insulation combined with ALDE heating system and excellent ventilation result in KABE's unique heat distribution throughout the living area.

Complete air circulation. Our interior is adapted to provide optimal air circulation in the entire van, even behind cabinets and sofas.

A waterborne convector loop surrounds the entire living area in combination with three thermal curtains to stop any cold drafts.

The thermal curtain consist of convectors located under the floor, between the driver's cab and living area, entry and living area as well as rear doors and living area.

The living area windows feature KABE's insulated frames.

Here is what's always included in a KABE Van:

- ▶ Swedish-built premium van
- ▶ Built on a base from Mercedes-Benz Sprinter
- ▶ Active safety systems
- ▶ 6.90 metres long with a raised roof, living area height is a full 196 centimetres
- ▶ Mercedes 4-cylinder 163 HP diesel engine with Euro-6 standard
- ▶ Rear wheel drive, four wheel drive is available as an option
- ▶ Connected to digital services
- ▶ 4 belted seats + sleeps 4
- ▶ KABE built-in values, comfort and amenities
- ▶ Unique insulation method
- ▶ Year-round use (summer as well as winter)
- ▶ Waterborne under floor heating, double floors and extra convectors
- ▶ Thermal curtain by the sliding door and rear doors
- ▶ Insulated tanks
- ▶ Prize-winning, Smart D electrical system
- ▶ Compressor refrigerator
- ▶ Kitchen cabinet, counter and refrigerator collision frames
- ▶ Road Sign Assistance
- ▶ Panorama skylight
- ▶ Exterior lighting above the sliding door



KABE Van

KABE Van is the perfect choice for a carefree and relaxed life-style. Our furnished van, with the same superior quality as our motorhomes, is adapted for year-round living and features a total length of 6.90 metres! The Nordic Oak interior is manufactured in our own carpentry and includes a number of smart storage solutions. Two single beds convert easily to a comfortable double bed. The bathroom sink can turn to make room for the shower. KABE Van is a completely flexible vehicle throughout, with maximum storage space on the road that easily converts to a spacious and comfortable living area when you make a stop.

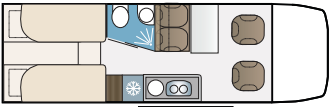
NEW in Van!

- ▷ The large panorama skylight is a wonderful update in 2022. Surrounded in faux suede with integrated lighting. Black out shade included.
- ▷ Inside, the high-gloss finish is replaced with a new matte white finish and matching white mouldings.
- ▷ Updated table with new Diamond White laminate.
- ▷ In 2022, gray metallic exterior is available as an option (instead of standard white).
- ▷ Our white van features an elegant new white front bumper and an electric white awning. Gray exterior comes with an electric black awning.
- ▷ Above the sliding door, we have added new outside lighting.
- ▷ We have re-designed the wastewater tank and added a tank for a total volume of 83 litres (same total volume as our freshwater tank).
- ▷ New solar panel makes it possible to add AC (available as an option).
- ▷ Twin wheels is a new option in 2022.

KABE Van 2022



TECHNICAL SPECIFICATION	
Interior length, living area	4307 mm
Interior width	1787 mm
Interior height	1960 mm
Overall length	6967 mm
Overall width (not incl. side mirrors)	2020 mm
Overall height – rear wheel drive (standard)	3050 mm
Overall height – four wheel drive (option)	3170 mm
Width between wheel housing	1350 mm
Sleeps (incl. dinette)	4
Driver + number of passengers	1 + 3
Bed space, rear	1930 x 1610 mm
Bed space, dinette	1600 x 600 mm



Upholstery Van



KOSTA (black/gray)



NYBRO (black/beige)

OPTIONS Van

EXTERIOR



KABE Van is available in elegant blue-gray metallic exterior, Tenorite-Grey with 3D graphics and decals.



Electric awning, Thule 5200 12 V
White awning 4,0 m – white van
Black awning 4,0 m – blue-gray van

OPTIONS Van

ENGINE / CHASSIS



Twin wheels: 5 ton, approx. 850 kg extra load weight, train weight 7 ton



DISTRONIC / adaptive cruise control
360° rear view camera



Four wheel drive



190 HP engine


BATTERY / CHARGER



Extra 130 Ah battery for living section



210 Ah lithium battery



Inverter



Solar panel

CONNECTIONS



Exterior shower



Exterior gas outlet

ALARM / SAFETY



Burglar alarm

SOUND / VISUAL



Smart D Remote

EXTERIOR



Mercedes tow bar

INTERIOR



Floor attachment for child seat
Cold weather drapes, rear
Cold weather drapes, front

CLIMATE / HEATING



Water purification system – Alde AquaClear UV-C (Alde Compact 3030 boiler). Efficient water purification that protects the user in a gentle and eco-friendly way. Unwanted viruses and bacteria, pesticides and chemicals are removed. The water is disinfected with UV-C light generated from LED's. In addition, the water passes through a carbon filter that removes any odour, bad taste and colour.



Fresh Jet FJ2200 living area AC

Standard equipment included in all KABE motorhomes (and much more):

- ▶ Vehicle section AC
- ▶ Leather steering wheel and gear shift
- ▶ Fiat 2,2 litre engine with 140 HP (Classic only)
- ▶ Maximum amount of heating convectors
- ▶ Drying cabinet with drip tray and ventilation
- ▶ AGS II – waterborne under floor heating with Alde boiler
- ▶ KABE iWall, a stable body that tolerates extreme temperatures
- ▶ Remote-control central lock
- ▶ Screen door
- ▶ Well-insulated, double pane windows
- ▶ Waste bin with sorting at source
- ▶ Ergonomic seat cushions
- ▶ First-class interior from KABE's own carpentry
- ▶ Interior designed for optimal air circulation
- ▶ Covered headboard
- ▶ Motorised kitchen fan with grease filter and lighting
- ▶ Optimised ventilation system
- ▶ Roller blinds and screens in openable windows
- ▶ Spring mattress with top pad and bedspread
- ▶ Large refrigerator and "soft-close" kitchen drawers
- ▶ Smart D service centre with control panel to manage all functions
- ▶ Lots of LED lighting
- ▶ New multimedia player
- ▶ Router
- ▶ Fire alarm
- ▶ Ground fault circuit breaker

Packages and options, see pages 68-69.



KABE Classic

KABE Classic is an affordable and well-equipped model series, with slightly fewer options. Always with KABE quality throughout. Without a doubt. Much of what is included in KABE Classic is optional from other manufacturers. KABE Classic is built on Fiat Ducato's stable motorhome base, with a focus on your safety and comfort. This year, we feature two fabric upholstery collections for you to choose from.

Models



SEMI INTEGRATED
Travel Master Classic 740



CROSSOVER
Travel Master Classic x740



FULLY INTEGRATED
Travel Master Classic i740

KABE Classic 2022

The entire interior is adapted to our stylish Nordic Oak finish. Floor and wall coverings, laminated surfaces such as tables and counter as well as the plexiglass details in the bar cabinet – all are designed in matching shades. The back kitchen wall is designed with a wood laminate and living area/bedroom overhead cabinet doors in Nordic Oak with a modern, anthracite gray detail.

Welcome to a well-equipped kitchen with plenty of storage space and carefully considered design. The rounded kitchen sink with its sleek single handle faucet set the tone together with our new contemporary counter and Nordic Oak kitchen cabinets. Our Classic models include a lid to cover the sink, resulting in a larger cohesive countertop.

All kitchen drawers are equipped with soft-close.

Single or double bed? Choose the floor plan and bedroom solution that best suits your needs. Our Classic models feature a comfortable covered headboard with lighting above.

A real shower is a convenience that is naturally included in all KABE Classic models.

The sofa is as comfortable during your drive as it is for dinner. To remain in place, every seat cushion underside is covered with an anti-slip material.



NEW in Classic!

- ▷ The front grill, headlights and a few other details have been updated. A brand new Fiat front!
- ▷ Our driver's cab from Fiat features a modern, new interior. A few examples are leather steering wheel and gear shift in a new design as well as new door panel. In addition, new 3.5" digital instrumentation, USB, 12 V charger and cup/cellphone holder. Vents and air intakes are also updated with a new design.
- ▷ Our new living area ceiling light is covered in elegant faux suede and our built in kitchen fan features new lighting also.
- ▷ Bathroom counter and TDL-shower walls are updated with a modern concrete look.
- ▷ You will always get a good nights sleep in our comfortable beds.
- ▷ In the event of a collision, our new dinette sofa solution prevents the passenger from sliding under the seat belt.
- ▷ A thermal curtain that covers the lower part of the driver's cab is now standard in all Classic models.
- ▷ As of 2022, Classic offers a new multimedia player with a rear view camera as an option (included in our optional comfort package).

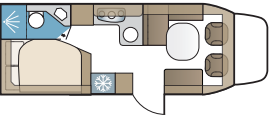




Travel Master Classic 740 LXL

KABE Classic 740 LXL is loaded with all the basics for a comfortable vacation. Any time of the year.

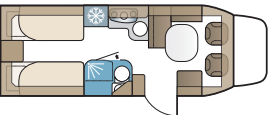
TECHNICAL SPECIFICATION	
Interior length, living area	4856 mm
Interior width	2238 mm
Interior height	1960 mm
Overall length	7400 mm
Overall width	2410 mm
Overall height	2850 mm
Sleeps (incl. dinette)	2 - 4
Driver + number of passengers	1 + 3
Bed space, rear	1960 x 1320 / 1000 mm
Bed space, dinette	2150 x 1380 / 915 mm
Hatch opening W/H	690 x 590 mm



Travel Master Classic 740 LB

Classic 740 LB is the perfect entry level model with all of Classic's affordable benefits and two single beds in the rear of the motorhome. An extra bed space is available when needed.

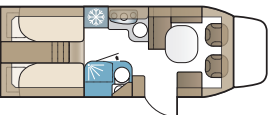
TECHNICAL SPECIFICATION	
Interior length, living area	4856 mm
Interior width	2238 mm
Interior height	1960 mm
Overall length	7400 mm
Overall width	2410 mm
Overall height	2850 mm
Sleeps (incl. dinette)	2 - 3
Driver + number of passengers	1 + 3
Bed space, rear	2 x 1940 x 780 mm
Bed space, dinette	2150 x 1175 / 555 mm
Hatch opening W/H	2 x 690 x 590 mm



Travel Master Classic 740 LGB

Classic 740 LGB can fit lots of luggage in the generous cargo space, which is easily accessible through the large exterior cargo hatch.

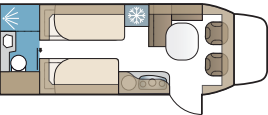
TECHNICAL SPECIFICATION	
Interior length, living area	4856 mm
Interior width	2238 mm
Interior height	1960 mm
Overall length	7400 mm
Overall width	2410 mm
Overall height	2850 mm
Sleeps (incl. dinette)	2 - 4
Driver + number of passengers	1 + 3
Bed space, rear	2 x 1960 x 780 mm
Bed space, dinette	2150 x 1175 / 555 mm
Hatch opening W/H	2 x 690 x 1070 mm



Travel Master Classic 740 T

This Classic model will go a long way! It features two single beds and a large bathroom that spans the entire width of the rear of the motorhome and includes a walk-in shower.

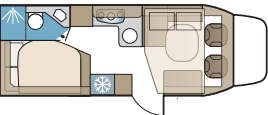
TECHNICAL SPECIFICATION	
Interior length, living area	4856 mm
Interior width	2238 mm
Interior height	1960 mm
Overall length	7400 mm
Overall width	2410 mm
Overall height	2850 mm
Sleeps (incl. dinette)	2 - 4
Driver + number of passengers	1 + 3
Bed space, rear	1940 x 780 + 1790 x 780 mm
Bed space, dinette	1640 x 1175 / 1065 mm
Hatch opening W/H	670 x 1335 + 660 x 375 mm



Travel Master Classic x740 LXL

The generous width along with an extra bed space above the dinette, our Classic x740 LXL has everything you need and more for a comfortable vacation.

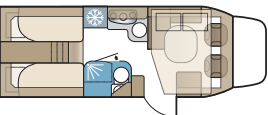
TECHNICAL SPECIFICATION	
Interior length, living area	4856 mm
Interior width	2316 mm
Interior height	1960 mm
Overall length	7400 mm
Overall width	2464 mm
Overall height	3050 mm
Sleeps (incl. dinette)	2 - 6
Driver + number of passengers	1 + 3
Bed space, rear	1960 x 1400 / 1120 mm
Bed space, dinette	2230 x 1380 / 915 mm
Bed space, loft bed	1980 x 1380 / 1050 mm
Hatch opening W/H	690 x 590 mm



Travel Master Classic x740 LGB

The perfect choice when you are bringing lots of luggage and equipment. All easily accessible via a large external cargo hatch. The extra roof space above the dinette features a loft bed for additional guests.

TECHNICAL SPECIFICATION	
Interior length, living area	4856 mm
Interior width	2316 mm
Interior height	1960 mm
Overall length	7400 mm
Overall width	2464 mm
Overall height	3050 mm
Sleeps (incl. dinette)	2 - 6
Driver + number of passengers	1 + 3
Bed space, rear	2 x 1960 x 820 mm
Bed space, dinette	2230 x 1175 / 555 mm
Bed space, loft bed	1980 x 1100 / 845 mm
Hatch opening W/H	2 x 690 x 1070 mm

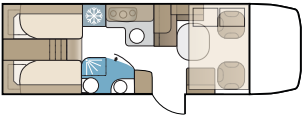




Travel Master Classic i740 LGB

This model is based on a best-seller and features a large cargo space. The same design as our fully integrated series, but adapted to Classic's affordable standard.

TECHNICAL SPECIFICATION	
Interior length, living area	4824 mm
Interior width	2180 mm
Interior height	2026 mm
Overall length	7466 mm
Overall width	2310 mm
Overall height	3000 mm
Sleeps (incl. dinette)	2 - 6
Driver + number of passengers	1 + 3
Bed space, rear	1960 x 780 + 1960 x 700 mm
Bed space, dinette	2060 x 1175 / 555 mm
Bed space, loft bed	1880 x 1220 mm
Hatch opening W/H	2 x 700 x 1050 mm



PACKAGES Classic

COMFORT PACKAGE



- Electrical adjustable and heated side mirrors
- Electric parking brake
- Multimedia player with rear view camera

SAFETY PACKAGE

(Not available in Classic i740 LGB)



- Auto brakes
- Lane departure warning
- Rain sensor
- Headlight assistance (automatic dimming high beam)
- Adaptive cruise control
- Road sign assistance
- Attention assist

OPTIONS Classic

Dress up your KABE. KABE Classic is the perfect beginner motorhome. A lifestyle that is economical and smart with high quality and good basic equipment. Naturally, you may wish for more to make life even more convenient. We offer a range of in-demand extra options. These options are added in the factory prior to delivery of your motorhome. Of course your dealer can add more options later.

ENGINE / CHASSIS



16" aluminium rims, 4 Fiat original steel rims and wheel caps included



Automatic ESP included



Fiat 2,3 litre 160 HP engine (140 HP average price difference)
More options: 42 heavy chassis

SOUND / VISUAL



KABE Smart D Remote. KABE Smart D Remote* enables you to manage the control panel remotely, from anywhere. KABE Smart D Remote is built together with a 4G router with an internal antenna and a mobile modem (external antenna is available as an option). In addition to managing heating, lighting and keep track of the motorhome's functions and alarms via your cell phone, you also have access to a wireless internet connection on the road.

* With your purchase of KABE Smart D Remote, a 36 month subscription is included. After 36 months, you will pay a yearly fee for the use of the app.

EXTERIOR



Electric awning
4.0 m awning – 740 LGB, LXL
4.5 m awning – 740 T, i740 LGB



Sky view



External router antenna

INTERIOR



Oven



Loft bed Classic i740
Pleated cold weather drapes



5th belted seat – x740, i740
One person sofa inside door, belted seat facing backward: x740LGB, i740LGB



Two person sofa inside door, belted seat facing forward: x740LXL

CLIMATE / HEATING



Fresh Jet FJ2200 living area AC



Heating carpet in cab with heated inside door step
Heating exchanger



Water purification system – Alde AquaClear UV-C (Alde Compact 3030 boiler).

Efficient water purification that protects the user in a gentle and eco-friendly way. Unwanted viruses and bacteria, pesticides and chemicals are removed. The water is disinfected with UV-C light generated from LED's. In addition, the water passes through a carbon filter that removes any odour, bad taste and colour.

In addition to the standard equipment included in Classic (page 62), KABE Royal includes the following:

- ▶ Attention Assist
- ▶ Auto brakes
- ▶ 4500 kg AL-KO chassis / 5200 kg AL-KO tandem chassis
- ▶ Front wheel drive, 9-speed automatic gearbox
- ▶ 170 HP, Mercedes-Benz Sprinter engine
- ▶ Crosswind Assist (not in tandem)
- ▶ AGS II Pro automatic under floor heating system
- ▶ Diesel engine heater
- ▶ Convector at step inside door
- ▶ Waterborne under floor heating in cab
- ▶ Heat exchanger
- ▶ 3 fabric upholstery collections to choose from as well as 3 leather collections (surcharge)
- ▶ Dinette armrests and slide-out sofa
- ▶ Premium, extra wide living section door (Hartal Evolution)
- ▶ Built-in oven
- ▶ 130 Ah, AGM battery with battery sensor
- ▶ Power monitor
- ▶ MBUX (includes rear view camera)
- ▶ Collision sensor and leak indicator for gas system
- ▶ Outdoor lighting with motion sensors

Packages and options, see pages 94-97.



KABE Royal

Luxury equipment is standard in our Royal series. KABE Royal is the perfect choice for those who want to be at the forefront of technology and will not settle for anything but the best. Our Royal models with Crossover (electrically lowered loft bed above the dinette area) are available in the lengths 780 and 880. Royal is built on a base from Mercedes-Benz Sprinter and filled with smart functions for a convenient lifestyle. It features a sensible and comfortable driver and passenger environment, maximum interior space as well as excellent driving characteristics – largely due to AL-KO tailor made low frame chassis.

Models



CROSSOVER
Travel Master Royal x780



CROSSOVER
Travel Master Royal x880



NEW in Royal!

- ▷ In the event of a collision, our new dinette sofa solution prevents the passenger from sliding under the seat belt.
- ▷ Bathroom counter and TDL-shower walls are updated with a modern concrete look.
- ▷ Our new living area ceiling light is covered in elegant faux suede and our built in kitchen fan features new lighting also.
- ▷ New lighting in the living area entrance.
- ▷ A thermal curtain that covers the lower part of the driver's cab is now standard in all Royal models.
- ▷ DISTRONIC is available as an option.



KABE Royal 2022

Our interior is designed for ultimate convenience, yet it is visually pleasing. The entire inside is based on Nordic Oak's light, white washed, inviting and modern look. Recessed drawers and cabinet doors and kitchen counter in contemporary faux stone are included in all Royal models. A stylish look that will always feel up to date. Our 3-burner stove with a split lid, provides valuable additional storage space.

The slide-out sofa with an adjustable armrest makes for extra comfortable travel. We have developed a completely new type of sofa, with slide-out function even in belted seats, to provide safety on the road as well. You can easily adjust both seat and backrest. All seat cushion undersides are covered in anti-slip material to remain in place.

The Royal series features three fabric upholstery collections to choose from. Leather is optional (surcharge).

A wireless cell phone charging station is included.

Spotlights provide a cosy light.

Our extra comfortable headboard is covered in soft, padded faux suede with a printed 3D pattern. Beds with spring mattress, thick top pad and flexible slats are always included. Several models feature an adjustable headboard.

A sleek handle to hold onto when you step into the motorhome, naturally with built-in lighting, is placed in the entry.

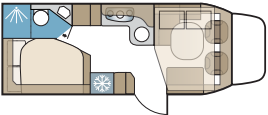
Every Royal model features extra bed space in the lowered loft bed, located above the dinette area (Crossover). In the morning, after a good nights sleep, the space is easily converted to make room around the breakfast table (see pages 76-77).



Travel Master Royal x780 LXL

x780 LXL has an inviting and open floor plan with an L-shaped kitchen. Two double beds, one in the rear and a lowered loft bed in the front, creates efficient space and provides an extra bed for two overnight guests.

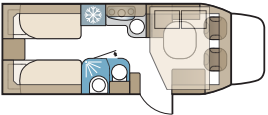
TECHNICAL SPECIFICATION	
Interior length, living area	5190 mm
Interior width	2316 mm
Interior height	1960 mm
Overall length	8060 mm
Overall width	2450 mm
Overall height	2980 mm
Sleeps (incl. dinette)	2 - 6
Driver + number of passengers	1 + 3
Bed space, rear	1960 x 1400 / 1120 mm
Bed space, dinette	2230 x 1030 / 1180 mm
Bed space, loft bed	1980 x 1380 / 1050 mm
Hatch opening W/H	690 x 590 mm



Travel Master Royal x780 LB

With an L-shaped kitchen and spacious seating area, this is a motorhome for one or two, with room for a couple of guests in the lowered loft bed.

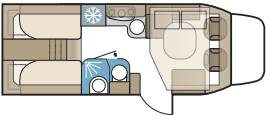
TECHNICAL SPECIFICATION	
Interior length, living area	5190 mm
Interior width	2316 mm
Interior height	1960 mm
Overall length	8060 mm
Overall width	2450 mm
Overall height	2980 mm
Sleeps (incl. dinette)	2 - 6
Driver + number of passengers	1 + 3
Bed space, rear	2 x 1940 x 820 mm
Bed space, dinette	2230 x 1380 / 825 mm
Bed space, loft bed	1980 x 1380 / 1050 mm
Hatch opening W/H	2 x 690 x 590 mm



Travel Master Royal x780 LGB

This model can fit everything you need for short and long trips. The floor plan features two single beds with a cargo space located below as well as a useful L-shaped kitchen, dining area for five and a bathroom with waterproof shower walls.

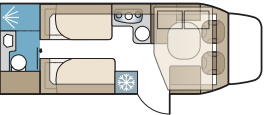
TECHNICAL SPECIFICATION	
Interior length, living area	5190 mm
Interior width	2316 mm
Interior height	1960 mm
Overall length	8060 mm
Overall width	2450 mm
Overall height	2980 mm
Sleeps (incl. dinette)	2 - 6
Driver + number of passengers	1 + 3
Bed space, rear	2 x 1960 x 820 mm
Bed space, dinette	2230 x 1380 / 825 mm
Bed space, loft bed	1980 x 1380 / 1050 mm
Hatch opening W/H	690 x 1070 + 690 x 590 mm



Travel Master Royal x780 LT

x780 LT is one of KABE's latest Crossover models. An inviting seating area, comfortable beds and bathroom with a walk-in shower are all included.

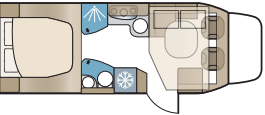
TECHNICAL SPECIFICATION	
Interior length, living area	5190 mm
Interior width	2316 mm
Interior height	1960 mm
Overall length	8060 mm
Overall width	2450 mm
Overall height	2980 mm
Sleeps (incl. dinette)	2 - 5
Driver + number of passengers	1 + 3
Bed space, rear	1940 x 820 + 1880 x 820 mm
Bed space, dinette	2230 x 1175 / 555 mm
Bed space, loft bed	1980 x 1100 / 845 mm
Hatch opening W/H	670 x 1335 mm



Travel Master Royal x780 LQB

x780 LQB has plenty of space! A large double bed is placed in the rear of the motorhome and a lowered loft bed with room for two is located above the dinette. To make your holiday extra comfortable, this floor plan also features a practical L-shaped kitchen, dining area for five and a separate WC and shower.

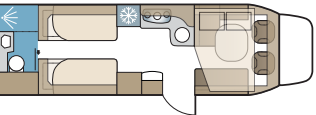
TECHNICAL SPECIFICATION	
Interior length, living area	5190 mm
Interior width	2316 mm
Interior height	1960 mm
Overall length	8060 mm
Overall width	2450 mm
Overall height	2980 mm
Sleeps (incl. dinette)	2 - 5
Driver + number of passengers	1 + 3
Bed space, rear	1980 x 1520 / 1100 mm
Bed space, dinette	2230 x 1175 / 555 mm
Bed space, loft bed	1980 x 1100 / 845 mm
Hatch opening W/H	2 x 690 x 1070 mm



Travel Master Royal x880 LT

x880 LT features a separate bedroom with two single beds and a bathroom that spans the entire width in the rear of the motorhome. Above the dinette, a lowered loft bed provides additional overnight space for two.

TECHNICAL SPECIFICATION	
Interior length, living area	6215 mm
Interior width	2316 mm
Interior height	1960 mm
Overall length	9060 mm
Overall width	2450 mm
Overall height	2980 mm
Sleeps (incl. dinette)	2 - 6
Driver + number of passengers	1 + 3
Bed space, rear	1940 x 820 + 1900 x 820 mm
Bed space, dinette	2230 x 1380 / 1260 mm
Bed space, loft bed	1980 x 1380 / 1050 mm
Hatch opening W/H	670 x 1335 + 660 x 375 mm





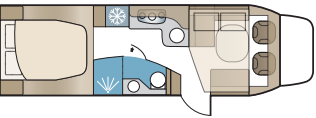
Our Crossover models feature extra bed space in the electrically lowered loft bed located above the dinette. After a good night's sleep, the space is easily converted to make room around the breakfast table.



Travel Master Royal x880 LQB

x880 LQB has lots of space for you and your guests. A large double bed is placed in the rear, centre of this model. And in addition, an electrically lowered loft bed is located above the dinette with room for two more.

TECHNICAL SPECIFICATION	
Interior length, living area	6215 mm
Interior width	2316 mm
Interior height	1960 mm
Overall length	9060 mm
Overall width	2450 mm
Overall height	2980 mm
Sleeps (incl. dinette)	2 - 6
Driver + number of passengers	1 + 3
Bed space, rear	1980 x 1520 / 1100 mm
Bed space, dinette	2230 x 1380 / 950 mm
Bed space, loft bed	1980 x 1380 / 1050 mm
Hatch opening W/H	2 x 690 x 995 mm



If you choose a KABE Crown, the following features are included in addition to our Classic series standard equipment (page 62):

- ▶ 16" aluminium rims
- ▶ Attention Assist
- ▶ Auto brakes
- ▶ 4500 kg AL-KO chassis / 5500 kg AL-KO tandem chassis
- ▶ Electric parking brake
- ▶ Front wheel drive, 9-speed automatic gearbox
- ▶ 170 HP, Mercedes-Benz engine
- ▶ Rain sensors
- ▶ Crosswind Assist (not in tandem models)
- ▶ AGS II Pro automatic under floor heating system
- ▶ Diesel engine heater
- ▶ Extra heating unit located in the side console is connected to the under floor heating system
- ▶ Convector at step inside door
- ▶ Waterborne under floor heating in cab
- ▶ Heat exchanger
- ▶ Heated pull-out ski box with lighting
- ▶ 3 fabric upholstery collections to choose from as well as 3 leather collections (surcharge)
- ▶ Dinette armrests and slide-out sofa
- ▶ Built-in oven
- ▶ Premium, extra wide living section door (HartaLux)
- ▶ 20/150 litre fresh water tank
- ▶ 130 Ah, AGM battery with battery sensor
- ▶ Power monitor
- ▶ MBUX (includes rear view camera)
- ▶ Burglar alarm with shell protection
- ▶ Collision sensor and leak indicator for gas system
- ▶ Outdoor lighting with motion sensors



KABE Crown

KABE Crown is built on the exclusive combination of Mercedes-Benz with AL-KO chassis that is surprisingly similar to a personal car in comfort as well as safety. The Crown series features a level of design beyond the ordinary. Stylish and elegant interior, a well-equipped and spacious kitchen, extra comfortable beds and lots of practical storage solutions. With a number of floor plans, you'll be able to create the perfect motorhome for you. Technologically, our Crown models are at the top of the class, with a long list of smart solutions, both for driving and living. In short, KABE Crown delivers in an impressive way.

Models



FULLY INTEGRATED
Travel Master Crown i760



FULLY INTEGRATED
Travel Master Crown i810



FULLY INTEGRATED
Travel Master Crown i860



KABE Crown 2022

KABE Crown is a year-round motorhome with the best of the best in technical solutions, comfort and design. Among many other things, the extra wide living area entry door is worth mentioning. It provides a more comfortable entrance as well as lots of additional light inside the motorhome.

Our Crown models feature Nordic Oak interior, and the entire inside is adapted to its fresh and bright look. Kitchen and overhead cabinet doors are covered in Nordic Oak. Bedroom and living area overhead cabinet doors are finished with a beige detail.

In the kitchen, you can enjoy our mood lighting with a mild and relaxing light.

In KABE Crown, you can be sure to get a good night's sleep, just like home. Comfortable mattress and topper, smart storage solutions and cosy lighting as well as excellent reading lights, all designed for many hours to enjoy. The headboard is covered in a soft and padded faux suede material with a printed 3D pattern, the bed frame in aluminium is sturdy and stable, electrically adjustable headboard is available as an option.

Small reading lights with a smart USB outlet are placed throughout the motorhome.

Our skylight provides wonderful brightness to wake up even the most tired person. Good storage options help keep the motorhome well-organized and clean.

A spacious L-shaped sofa is always included in our KABE Crown models – of course! The sofa section with slide-out function and adjustable back and seat cushions in belted seats, along with adjustable armrests make it extremely comfortable. All seat cushions feature an anti-slip underside to always stay in place.

The deep cargo space in the motorhome's double floor is furnished with drawers for smoother packing and storage.

KABE Crown models feature a turntable (where a pull-out rail is not available) in the gas case, which facilitates the handling of the heavy gas tanks.

The option "seat heater and seat cooling" makes it warm and comfortable on winter days and cools you off in the summer.



NEW in Crown!

- ▷ Updated lighting in the living area entrance. When you unlock the door – the ceiling light, inside door handle light and lights at inside steps all turn on.
- ▷ Bathroom counter and TDL-shower walls are updated with a modern concrete look.
- ▷ Our new living area ceiling light is covered in elegant faux suede and our built-in kitchen fan features new lighting also.
- ▷ All Crown models feature new cabinets under the loft bed and a new light fixture behind the loft bed.
- ▷ Under the loft bed, we've positioned an additional light fixture, covered in the same faux suede as the new ceiling light.
- ▷ In the event of a collision, our new dinette sofa solution prevents the passenger from sliding under the seat belt.
- ▷ A thermal curtain that covers the lower part of the driver's cab is now standard in all Crown models.
- ▷ DISTRONIC is available as an option.
- ▷ A 150 litre fresh water tank is standard as of 2022.



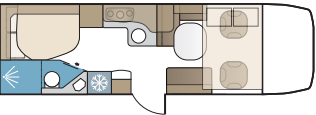
Crown i760 LGB



Travel Master Crown i760 LXL

This option can fit many. Four people on the road and up to six bed spaces! The rear of the motorhome features a double bed and a WC and shower. In addition, a loft double bed is located above the dinette and can be lowered at night time.

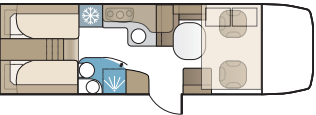
TECHNICAL SPECIFICATION	
Interior length, living area	5064 mm
Interior width	2180 mm
Interior height	1960 mm
Overall length	7820 mm
Overall width	2329 mm
Overall height	3065 mm
Sleeps (incl. dinette)	2 - 6
Driver + number of passengers	1 + 3
Bed space, rear	1940 x 1280 / 800 mm
Bed space, dinette	2060 x 1175 / 940 mm
Bed space, loft bed	1880 x 1220 mm
Hatch opening W/H	700 x 800 mm



Travel Master Crown i760 LGB

A spacious cargo area is easily accessible through the oversized exterior hatch at the rear side of i760 LGB. Inside, the space is hidden under two raised beds in the back of the motorhome. A perfect choice, when you are travelling with lots of luggage.

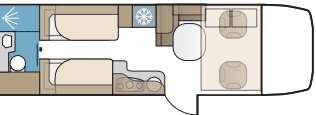
TECHNICAL SPECIFICATION	
Interior length, living area	5064 mm
Interior width	2180 mm
Interior height	1960 mm
Overall length	7820 mm
Overall width	2329 mm
Overall height	3065 mm
Sleeps (incl. dinette)	2 - 6
Driver + number of passengers	1 + 3
Bed space, rear	1960 x 780 + 1960 x 700 mm
Bed space, dinette	2060 x 1175 / 555 mm
Bed space, loft bed	1880 x 1220 mm
Hatch opening W/H	2 x 760 x 1040 mm



Travel Master Crown i760 T

If a larger bathroom is important to you, i760 T is the right model. The bathroom spans the entire width of the rear of the motorhome and is accessible from the bedroom featuring two single beds. A loft double bed can be lowered at night time and is located above the seating area.

TECHNICAL SPECIFICATION	
Interior length, living area	5064 mm
Interior width	2180 mm
Interior height	1960 mm
Overall length	7820 mm
Overall width	2329 mm
Overall height	3065 mm
Sleeps (incl. dinette)	2 - 4
Driver + number of passengers	1 + 3
Bed space, rear	1940 x 780 + 1840 x 780 mm
Bed space, dinette	–
Bed space, loft bed	1880 x 1220 mm
Hatch opening W/H	700 x 800 mm

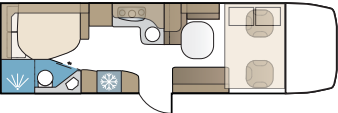




Travel Master Crown i810 LXL

LXL is one of our absolutely most popular floor plans, featuring 2-6 beds (incl. dinette). This model has a generous overall length and – as do all of our Crown models – a long list of practical and comfortable solutions with superior quality.

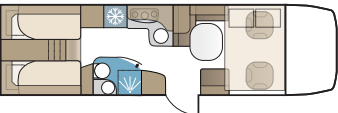
TECHNICAL SPECIFICATION	
Interior length, living area	5564 mm
Interior width	2180 mm
Interior height	1960 mm
Overall length	8320 mm
Overall width	2329 mm
Overall height	3065 mm
Sleeps (incl. dinette)	2 - 6
Driver + number of passengers	1 + 3
Bed space, rear	1940 x 1280 / 800 mm
Bed space, dinette	2060 x 1175 / 1215 mm
Bed space, loft bed	1880 x 1220 mm
Hatch opening W/H	700 x 800 mm



Travel Master Crown i810 LGB

In this motorhome, space is not a problem. A large cargo area is accessible from the exterior hatch and can fit many things. It is located under the raised beds in the rear of the motorhome. In addition, the L-shaped kitchen next to the seating area has lots of storage space. This model has a maximum of 6 beds.

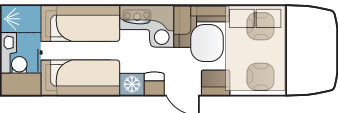
TECHNICAL SPECIFICATION	
Interior length, living area	5564 mm
Interior width	2180 mm
Interior height	1960 mm
Overall length	8320 mm
Overall width	2329 mm
Overall height	3065 mm
Sleeps (incl. dinette)	2 - 6
Driver + number of passengers	1 + 3
Bed space, rear	2000 x 780 + 2000 x 700 mm
Bed space, dinette	2060 x 1175 / 555 mm
Bed space, loft bed	1880 x 1220 mm
Hatch opening W/H	2 x 760 x 1040 mm



Travel Master Crown i810 LT

A fully integrated model that lives up to your expectations! You will find everything you need for an enjoyable vacation including a practical L-shaped kitchen, a large bathroom in the rear of the motorhome and comfortable beds.

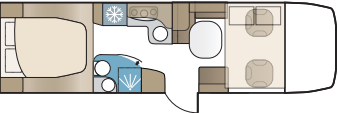
TECHNICAL SPECIFICATION	
Interior length, living area	5564 mm
Interior width	2180 mm
Interior height	1960 mm
Overall length	8320 mm
Overall width	2329 mm
Overall height	3065 mm
Sleeps (incl. dinette)	2 - 5
Driver + number of passengers	1 + 3
Bed space, rear	2 x 1940 x 780 mm
Bed space, dinette	2060 x 1175 / 555 mm
Bed space, loft bed	1880 x 1220 mm
Hatch opening W/H	700 x 800 mm



Travel Master Crown i810 LQB

A large queen-size bed is located in the rear of this model and a double loft bed can be lowered above the seating area in the front. In total (including the dinette) i810 LQB features five bed spaces. In addition, the L-shaped kitchen with lots of smart storage makes this the motorhome of choice for a comfortable vacation.

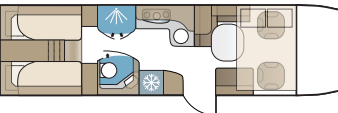
TECHNICAL SPECIFICATION	
Interior length, living area	5564 mm
Interior width	2180 mm
Interior height	1960 mm
Overall length	8320 mm
Overall width	2329 mm
Overall height	3065 mm
Sleeps (incl. dinette)	2 - 5
Driver + number of passengers	1 + 3
Bed space, rear	1995 x 1380 mm
Bed space, dinette	2060 x 1175 / 555 mm
Bed space, loft bed	1880 x 1220 mm
Hatch opening W/H	2 x 760 x 1040 mm



Travel Master Crown i860 LGB

Our largest Crown model has a generous floor plan. This motorhome features an oversized cargo area, raised beds, separate WC and shower, a spacious L-shaped kitchen and room for a total of 7 overnight guests. All built on a base from the premium brand Mercedes-Benz.

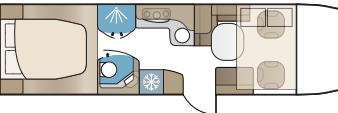
TECHNICAL SPECIFICATION	
Interior length, living area	6060 mm
Interior width	2180 mm
Interior height	1960 mm
Overall length	8822 mm
Overall width	2329 mm
Overall height	3065 mm
Sleeps (incl. dinette)	2 - 7
Driver + number of passengers	1 + 3
Bed space, rear	2000 x 780 + 2000 x 700 mm
Bed space, dinette	2060 x 1175 / 835 mm
Bed space, loft bed	1880 x 1220 mm
Hatch opening W/H	2 x 760 x 1040 mm



Travel Master Crown i860 LQB

A large and spacious motorhome with many practical storage areas. The dinette is located next to the generous L-shaped kitchen, creating a cohesive living space. Towards the rear of this model, a WC and shower are located on opposite sides, and all the way in the back you'll find a comfortable queen-size bed.

TECHNICAL SPECIFICATION	
Interior length, living area	6060 mm
Interior width	2180 mm
Interior height	1960 mm
Overall length	8822 mm
Overall width	2329 mm
Overall height	3065 mm
Sleeps (incl. dinette)	2 - 6
Driver + number of passengers	1 + 3
Bed space, rear	1995 x 1380 mm
Bed space, dinette	2060 x 1175 / 835 mm
Bed space, loft bed	1880 x 1220 mm
Hatch opening W/H	2 x 760 x 1040 mm



In addition to the standard equipment included in Classic (page 62) and Crown (page 78), our fully equipped KABE Imperial models also include:

- ▶ Living area AC
- ▶ Alde zone heating
- ▶ Central locks on several outside access doors
- ▶ Shower outlet in garage
- ▶ Hydraulic support legs
- ▶ Cinderella incinerating toilet
- ▶ Electric adjustable headboard
- ▶ Leather upholstery
- ▶ Two 130 Ah, AGM batteries
- ▶ Eco-package with solar panels, inverter and double batteries
- ▶ Premium Sound System
- ▶ Electric lock lower kitchen cabinets



KABE Imperial

Our Imperial series is a collection of motorhome models in the absolute premium segment. Luxury in every aspect. Separate built-in oven, large and roomy bathroom with a combustion toilet, eco-package, Premium Sound System and wi-fi, exclusive carpentry and exquisite leather upholstery, automatic zone heating, rear view camera and navigation are just a few examples of what's included. Built on a base from Mercedes-Benz with AL-KO chassis whose rear tandem axles offers an unbeatable stable, safe and comfortable ride. If you want only the very best, KABE Imperial is the right choice for you!

Models



FULLY INTEGRATED
Travel Master Imperial i810



FULLY INTEGRATED
Travel Master Imperial i860



FULLY INTEGRATED
Travel Master Imperial i910



KABE Imperial 2022

Travel Master Imperial is a year-round motorhome, with all the absolute best and latest equipment in every area included. Eco-package with solar panel, inverter and double batteries, environmental combustion toilet, luxury kitchen, super comfortable queen-size bed and the most sophisticated waterborne under floor heating system as well as hydraulic support legs are just a few examples.

As soon as you enter, you will experience exclusive carpentry details, top notch amenities throughout and a timeless design.

The entire interior is light and modern. Kitchen back wall and overhead cabinet doors in the front and rear of the motorhome, all designed in Nordic Oak. Overhead cabinet doors are finished with a beige detail. Our exclusive Imperial kitchen, features contemporary beige overhead cabinet doors and a counter in Corian Matterhorn. A separate built-in oven in Tec-Tower and an adjustable shelf with space for a coffee maker (i910) are also included.

Floor and wall coverings, table and other laminate tops, together with plexiglass details (for example the bar cabinet) – all are designed in shades that complement Nordic Oak.

Alde zone heating is standard in Imperial. With this system, you can adjust the heat in two separate zones, front and rear of the motorhome. The bathroom is always economically heated on the return loop.


Imperial's exclusive front seats feature an integrated seat belt.

Leather upholstery is included in all Imperial seating areas.

Only the best is good enough, even in our Imperial bathroom. You can choose between a large bathroom with a shower or separate shower and WC. In the latter solution, the entire bedroom area is sectioned off from the living area when the doors are opened. Practical and private!

Electric adjustable headboard is standard in KABE Imperial.

A wireless router is included in all Imperial models, along with a wireless charging station in the front of the motorhome.



NEW in Imperial!

- ▷ Under the loft bed, we've positioned an additional light fixture, covered in the same faux suede as the new ceiling light.
- ▷ All Imperial models feature new cabinets under the loft bed and a new light fixture behind the loft bed.
- ▷ A thermal curtain that covers the lower part of the driver's cab is now standard in all Imperial models.
- ▷ DISTRONIC is standard in Imperial.
- ▷ In the event of a collision, our new dinette sofa solution prevents the passenger from sliding under the seat belt.
- ▷ Updated lighting in the living area entrance. When you unlock the door – the ceiling light, inside door handle light and lights at inside steps all turn on.
- ▷ Our new living area ceiling light is covered in elegant faux suede and our built in kitchen fan features new lighting also.
- ▷ Bathroom counter and TDL-shower walls are updated with a modern concrete look.

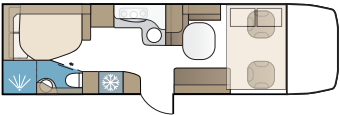




Travel Master Imperial i810 LXL

The LXL floor plan is one of our best-sellers. Now available with all of Imperial's premium benefits. If you are looking for top quality as well as practical and comfortable solutions – it's the perfect choice!

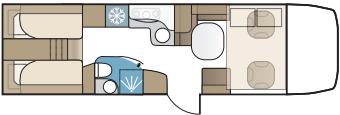
TECHNICAL SPECIFICATION	
Interior length, living area	5564 mm
Interior width	2180 mm
Interior height	1960 mm
Overall length	8320 mm
Overall width	2329 mm
Overall height	3065 mm
Sleeps (incl. dinette)	2 - 6
Driver + number of passengers	1 + 3
Bed space, rear	1940 x 1280 / 800 mm
Bed space, dinette	2060 x 1175 / 1215 mm
Bed space, loft bed	1880 x 1220 mm
Hatch opening W/H	700 x 800 mm



Travel Master Imperial i810 LGB

A motorhome designed for smart travel with lots of storage space and the highest level of comfort. i810 LGB offers a spacious cargo area under the raised beds and a kitchen with generous cabinets and drawers.

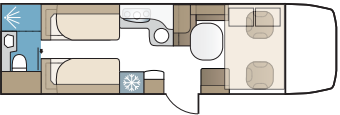
TECHNICAL SPECIFICATION	
Interior length, living area	5564 mm
Interior width	2180 mm
Interior height	1960 mm
Overall length	8320 mm
Overall width	2329 mm
Overall height	3065 mm
Sleeps (incl. dinette)	2 - 6
Driver + number of passengers	1 + 3
Bed space, rear	2000 x 780 + 2000 x 700 mm
Bed space, dinette	2060 x 1175 / 555 mm
Bed space, loft bed	1880 x 1220 mm
Hatch opening W/H	2 x 760 x 1040 mm



Travel Master Imperial i810 LT

Our fully integrated i810 LT offers every convenience: comfortable beds, a functional L shaped kitchen, generous seating area and a large bathroom. All in absolute premium standard.

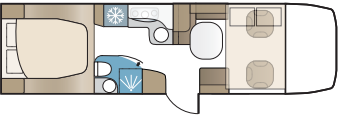
TECHNICAL SPECIFICATION	
Interior length, living area	5564 mm
Interior width	2180 mm
Interior height	1960 mm
Overall length	8320 mm
Overall width	2329 mm
Overall height	3065 mm
Sleeps (incl. dinette)	2 - 5
Driver + number of passengers	1 + 3
Bed space, rear	2 x 1940 x 780 mm
Bed space, dinette	2060 x 1175 / 555 mm
Bed space, loft bed	1880 x 1220 mm
Hatch opening W/H	700 x 800 mm



Travel Master Imperial i810 LQB

A motorhome with plenty of space that offers an L-shaped kitchen with lots of storage. The comfortable queen-size bed placed in the middle, rear of the motorhome together with a double loft bed above the seating area in front, provide several sleeping spaces.

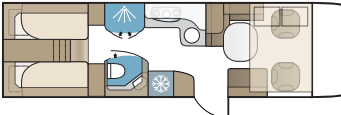
TECHNICAL SPECIFICATION	
Interior length, living area	5564 mm
Interior width	2180 mm
Interior height	1960 mm
Overall length	8320 mm
Overall width	2329 mm
Overall height	3065 mm
Sleeps (incl. dinette)	2 - 5
Driver + number of passengers	1 + 3
Bed space, rear	1995 x 1380 mm
Bed space, dinette	2060 x 1175 / 555 mm
Bed space, loft bed	1880 x 1220 mm
Hatch opening W/H	2 x 760 x 1040 mm



Travel Master Imperial i860 LGB

A unique model built to travel in style! This generous floor plan provides lots of living space. You'll find a large L-shaped kitchen, WC and shower located on opposite sides of the motorhome and extra storage.

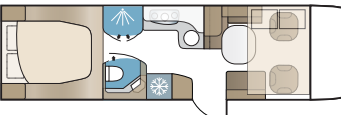
TECHNICAL SPECIFICATION	
Interior length, living area	6060 mm
Interior width	2180 mm
Interior height	1960 mm
Overall length	8822 mm
Overall width	2329 mm
Overall height	3065 mm
Sleeps (incl. dinette)	2 - 7
Driver + number of passengers	1 + 3
Bed space, rear	2000 x 780 + 2000 x 700 mm
Bed space, dinette	2060 x 1175 / 835 mm
Bed space, loft bed	1880 x 1220 mm
Hatch opening W/H	2 x 760 x 1040 mm



Travel Master Imperial i860 LQB

With an L-shaped kitchen and many practical storage spaces, this floor plan has lots of room. A comfortable queen-size bed is placed in the middle, rear of the motorhome and WC and shower on opposite sides. Everything with the highest quality.

TECHNICAL SPECIFICATION	
Interior length, living area	6060 mm
Interior width	2180 mm
Interior height	1960 mm
Overall length	8822 mm
Overall width	2329 mm
Overall height	3065 mm
Sleeps (incl. dinette)	2 - 6
Driver + number of passengers	1 + 3
Bed space, rear	1995 x 1380 mm
Bed space, dinette	2060 x 1175 / 835 mm
Bed space, loft bed	1880 x 1220 mm
Hatch opening W/H	2 x 760 x 1040 mm

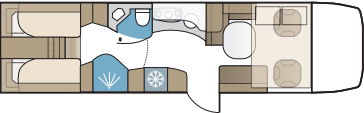




Travel Master Imperial i910 GB

KABE i910 GB is one of our largest, fully integrated motorhomes. The spacious cargo area, located under the slightly raised beds, is easily accessible through an oversized exterior hatch.

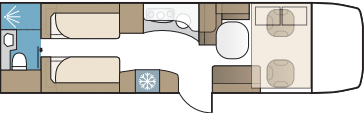
TECHNICAL SPECIFICATION	
Interior length, living area	6564 mm
Interior width	2180 mm
Interior height	1960 mm
Overall length	9320 mm
Overall width	2329 mm
Overall height	3065 mm
Sleeps (incl. dinette)	2 - 7
Driver + number of passengers	1 + 3
Bed space, rear	2000 x 780 + 2000 x 700 mm
Bed space, dinette	2060 x 1175 / 1050 mm
Bed space, loft bed	1880 x 1220 mm
Hatch opening W/H	2 x 760 x 1040 mm



Travel Master Imperial i910 T

i910 T has a large bathroom that spans the entire width of the rear of the motorhome. Two single beds, the curved kitchen with lots of special features and a comfortable seating area creates the perfect environment for relaxation.

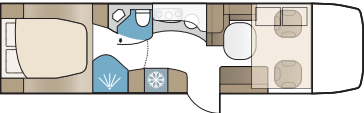
TECHNICAL SPECIFICATION	
Interior length, living area	6564 mm
Interior width	2180 mm
Interior height	1960 mm
Overall length	9320 mm
Overall width	2329 mm
Overall height	3065 mm
Sleeps (incl. dinette)	2 - 6
Driver + number of passengers	1 + 3
Bed space, rear	2 x 1940 x 780 mm
Bed space, dinette	2060 x 1175 / 1125
Bed space, loft bed	1880 x 1220 mm
Hatch opening W/H	1160 x 700 mm



Travel Master Imperial i910 QB

i910 QB features a large, comfortable queen-size bed in the rear of the motorhome. The elegant, curved kitchen along with a well appointed seating area makes this a true luxury motorhome.

TECHNICAL SPECIFICATION	
Interior length, living area	6564 mm
Interior width	2180 mm
Interior height	1960 mm
Overall length	9320 mm
Overall width	2329 mm
Overall height	3065 mm
Sleeps (incl. dinette)	2 - 6
Driver + number of passengers	1 + 3
Bed space, rear	1995 x 1380 mm
Bed space, dinette	2060 x 1175 / 1050 mm
Bed space, loft bed	1880 x 1220 mm
Hatch opening W/H	2 x 760 x 1040 mm






Imperial i910 T

PACKAGES Royal

KABE Royal built on a base from Mercedes-Benz, with the highest standards for equipment and comfort. To make life in your motorhome convenient and easy. How you shape your every day is extremely personal. **We offer two powerful options packages: Mercedes-Benz Comfort Package and the Design Package!** These are added in the factory, prior to delivery of your motorhome. Of course your dealer can add additional options at a later time also.

MERCEDES-BENZ COMFORT PACKAGE







Road sign assistance

High beam assistance

Vehicle section AC

Electric parking brake

DESIGN PACKAGE



Chrome radiator grill

Aluminium rims x780 / x880 (prices may vary)

Sky view decor

LED headlights

LOTS OF OPTIONS Royal, Crown, Imperial

Give your KABE a little extra. We know what's needed for comfortable motorhome living. Every KABE includes a generous list of standard equipment. To be honest, we offer many details that our competitors charge extra for. But we all have different needs. A wide range of options are available to complement your motorhome and create the perfect solution for you and your family.

ENGINE / CHASSIS



DISTRONIC / adaptive cruise control. Set the desired distance in the assistant. The active distance assistant DISTRONIC can maintain the distance to the vehicle in front, relieving the driver on the highway or in stop-and-go traffic (standard in Imperial).



AL-KO HY4 hydraulic support legs. Simply press the button on the controller to level your vehicle. To activate night mode with a slight inclination forward, just press that button. Yet another button will pull in the support legs entirely. You can also manage HY4 manually and control combinations of support leg pairs as you wish. Each leg has its own motor and the entire system is mounted on the chassis. Not inside the vehicle. HY4 is standard in Imperial, available as an option in others.

EXTERIOR



Electric awning
4.5 m awning – x780
5.0 m awning – i760
5.5 m awning – i810, 860, x880
6.0 m awning – i910



Awning lighting



Extendable step at driver's door
i760, i810, i860, i910



Mud flap, rear: i760, i810, i860, i910

INTERIOR



Pull out storage x780,-x880



Tow bar (maximum towing capacity 2,000 kg)
MB weight of the combination: 5880 kg



Thetford ceramic toilet



Cinderella combustion toilet (standard in Imperial, not available in Royal 780 LB, LGB, LXL, LQB and Crown 760 LXL)

INTERIOR



Electric headboard (standard in Imperial)



Electric towel dryer with timer (910 GB, QB, 860 LGB, LQB, 810 LXL, LGB, LQB, 760 LXL, LGB, 780 LXL)



Electric towel dryer rod, 170 cm length (910 T, 880 LT, LQB, 810 LT, 760 T, 780 LT, LQB)



Wood shower floor



Shower fan (available in several models)



800 W, 230 V microwave



Electric lock lower kitchen cabinets and drawers (standard in Imperial)



Fitted carpet



Madison leather upholstery (standard in Imperial)



Bloomington leather upholstery (standard in Imperial)



Rockford leather upholstery (standard in Imperial)



Loft bed drapery

CLIMATE / HEATING



5th belted seat. Do you want to invite an extra friend or family member on your trip? Choose an extra, fifth belted seat in the vehicle.

One-seat sofa inside door, backward facing belted seat in models: 760LGB, 810LGB, 810QB, 810LT (not in x780LT, x780LQB, 760T)



Two-seat sofa inside door, forward facing belted seat in models: x780LB, x780LGB, x780LXL, x880LT, x880LQB, 760LXL, 810LXL, 860LQB, 860LGB, 910GB, 910T, 910QB



Water purification system – Alde AquaClear UV-C (Alde Compact 3030 boiler). Efficient water purification that protects the user in a gentle and eco-friendly way. Unwanted viruses and bacteria, pesticides and chemicals are removed. The water is disinfected with UV-C light generated from LED's. In addition, the water passes through a carbon filter that removes any odour, bad taste and colour.



Solar panel. Produce your own electricity! Eco-friendly, easy and practical. GoCamp's superior quality solar panel package provides 140 W. The panels frame is made in durable aluminium, with aerodynamic spoilers to reduce wind noise on the road (standard in Imperial).

CLIMATE / HEATING



Living area airconditioner, Fresh Jet FJ2200 (standard Imperial)



Seat heater / seat cooling (Crown, Imperial)



Pleated cold-weather drape



Exterior gas outlet



Duo Control gas switch



Shower outlet (standard in Imperial)



Burglar alarm including shell protection and internal motion detector (standard in Crown, Imperial)



Central locks exterior doors / hatches (standard in Imperial)

ALARM / SAFETY

BATTERY / CHARGER



Extra AGM 130 Ah battery, living section (standard in Imperial)



1800 W inverter (standard in Imperial)



210 Ah lithium battery

SOUND / VISUAL



KABE Smart D Remote. KABE Smart D Remote* enables you to manage the control panel remotely, from anywhere. KABE Smart D Remote is built together with a 4G router with an internal antenna and a mobile modem (external antenna is available as an option). In addition to managing heating, lighting and keep track of the motorhome's functions and alarms via your cell phone, you also have access to a wireless internet connection on the road.

* With your purchase of KABE Smart D Remote, a 36 month subscription is included. After 36 months, you will pay a yearly fee for the use of the app.



External router antenna

Storage space for all your extras



Practical tie-down anchors in the garage space help to keep everything in place.



Our large pull-out storage is perfect for all kinds of things. Option in Royal.

Do you have lots of things to bring on your trip? Choose a KABE model with a large cargo space. Our garage and QB models can accommodate bicycles, tables and chairs – everything you need for a successful holiday! Heated garage space is available as an option.



In KABE's fully integrated motorhomes, the space between the double floors is utilised in a smart way. In Travel Master i810 LQB you can access the cargo space from the garage.



The solid cargo space, located in the double floor of our fully integrated motorhomes, makes it easy to access your luggage.



KABE Van

YOUR KABE DEALER