



IMPORTANT INFORMATION REGARDING THE SELECTION OF YOUR MOTORHOME

When buying a motorhome, camper van or urban vehicle (hereafter: motorhome), it is particularly important to choose the right layout and an appealing design. In addition, weight also plays an essential role. Family, friends, optional equipment, accessories and baggage – space must be available for all of these. At the same time, there are legal and technical limits to the configuration and load. Every motorhome is designed for a certain weight, which may not be exceeded during driving. For motorhome buyers, this raises the question: How should I configure my vehicle to accommodate passengers, baggage and accessories according to my needs without the vehicle exceeding this maximum weight? In order to make this decision easier for you, we provide you below with a few tips that are particularly important when selecting your vehicle from our portfolio:

1. THE TECHNICALLY PERMISSIBLE MAXIMUM LADEN MASS...

... is a value set by the manufacturer which the vehicle may not exceed. Carado specifies a layout-related upper limit for the vehicle, which can vary from layout to layout (e.g. 3,500 kg, 4,400 kg). You can find the corresponding specification for each layout in the technical data.

TYPE / MODEL	CV540	CV600
PERMITTED NUMBER OF SEATS (INCLUDING DRIVER)*	👤👤👤	👤👤👤👤
BERTHS	👤👤 / + OPT	👤👤 / + OPT
Length / Width / Height (cm)	541 / 205 / 270	599 / 205 / 270
Headroom in living area (cm)	190	190
Standard chassis	Fiat Ducato	Fiat Ducato
Standard engine	2.2 Multijet	2.2 Multijet
kW (BHP)	103 (140)	103 (140)
Mass in running order (kg)*	2660 (2527 - 2793)*	2768 (2630 - 2906)*
Manufacturer-specified mass for optional equipment (kg)*	521	407
Technically permissible maximum laden mass (kg) *	3500	3500

2. THE MASS IN RUNNING ORDER...

... consists – to put it simply – of the basic vehicle with standard equipment plus a standard weight of 75 kg for the driver. It is legally permissible and possible for the mass in running order of your vehicle to deviate from the nominal value stated in the sales documents. The permissible tolerance is ± 5%. The permissible range in kilograms is given in brackets after the mass in running order. In order to provide you with full transparency regarding possible weight deviations, Carado weighs each vehicle at the end of the line and informs your trade partner of your vehicle's weighing result for forwarding to you.

Detailed explanations on the subject of mass in running order can be found in the “Legal Information” section.

3. THE PERMITTED NUMBER OF SEATS (INCLUDING DRIVER)...

... is determined by the manufacturer in what is referred to as the type-approval procedure. This results in what is referred to as the mass of the passengers. For this, a standard weight of 75 kg per passenger (without driver) is calculated. Detailed explanations on the subject of mass of the passengers can be found in the “Legal Information” section.

TYPE / MODEL	CV540	CV600
PERMITTED NUMBER OF SEATS (INCLUDING DRIVER)*	👤👤👤	👤👤👤👤
BERTHS	👤👤 / + OPT	👤👤 / + OPT
Length / Width / Height (cm)	541 / 205 / 270	599 / 205 / 270
Headroom in living area (cm)	190	190
Standard chassis	Fiat Ducato	Fiat Ducato
Standard engine	2.2 Multijet	2.2 Multijet
kW (BHP)	103 (140)	103 (140)
Mass in running order (kg)*	2660 (2527 - 2793)*	2768 (2630 - 2906)*
Manufacturer-specified mass for optional equipment (kg)*	521	407
Technically permissible maximum laden mass (kg) *	3500	3500

4. THE MANUFACTURER-SPECIFIED MASS FOR OPTIONAL EQUIPMENT...

... is a value set by Carado per layout for the maximum mass of optional equipment that can be ordered. This limit is intended to ensure that the minimum pay-mass, i.e. the legally prescribed free mass for baggage and retrofitted accessories, is actually available for the vehicle load capacity of the vehicles delivered by Carado. If, in exceptional cases, the weighing at the end of the line nevertheless shows that the actual load capacity falls short of the minimum pay-mass due to a permissible weight deviation, we will check together with your trade partner and you whether we should, for example, increase the load capacity of the vehicle, reduce the number of seats or remove optional equipment before delivering the vehicle.

Detailed explanations on the subject of the effects of the tolerances on the minimum pay-mass and the payload can be found in the “Legal Information” section.

OPTIONAL EXTRAS



CONVERSION

Insulated waste water tank

ADDITIONAL WEIGHT*

10.5 kg

BASIC PACKAGE + 42.7 kg*

Radio pre-wiring with loudspeakers and roof

Height-adjustable passenger seat

Captain-Chair incl. 2 armrests

5. THE ADDITIONAL WEIGHT OF OPTIONAL EQUIPMENT AND PACKAGES...

... increases the actual mass of the vehicle (= mass in running order plus selected optional equipment) and reduces the pay-mass. The specified value shows the additional weight compared to the standard equipment of the respective layout. The total weight of the selected packages and optional equipment must not exceed the manufacturer-specified mass for optional equipment.



Configure
your dream
vehicle

CV540



CV600



CV640



4 0 1 2 3 4 5 6 7m

TYPE / MODEL	CV540	CV600	CV640
PERMITTED NUMBER OF SEATS (INCLUDING DRIVER)*	👤👤👤	👤👤👤	👤👤👤
BERTHS	👤 / + 🛏️ OPT	👤 / + 🛏️ OPT	👤 / + 🛏️ OPT
Length / Width / Height (cm)	541 / 205 / 270	599 / 205 / 270	636 / 205 / 270
Headroom in living area (cm)	190	190	190
Standard chassis	Fiat Ducato	Fiat Ducato	Fiat Ducato
Standard engine	2.2 Multijet	2.2 Multijet	2.2 Multijet
kW (BHP)	103 (140)	103 (140)	103 (140)
Mass in running order (kg)*	2660 (2527 - 2793)*	2768 (2630 - 2906)*	2853 (2710 - 2996)*
Manufacturer-specified mass for optional equipment (kg)*	521	407	318
Technically permissible maximum laden mass (kg) *	3500	3500	3500
Trailer load braked (unbraked) (kg)	2500 (750)	2500 (750)	2500 (750)
Tyre size	215/70 R 15 C	215/70 R 15 C	215/70 R 15 C
Wheelbase (cm)	345	404	404
Bed dimension middle L x B (cm)	185 x 87 - 63 OPT	185 x 105 - 88 OPT	185 x 105 - 88 OPT
Bed dimension rear L x B (cm)	195 x 133 - 130	197 x 157 - 150	191 x 74 182 x 85
Refrigerator volume incl. freezer (l)	84	84	84
Heating type	Combi 4 Gas	Combi 4 Gas	Combi 4 Gas
Fresh water tank capacity, total/ Fresh water tank capacity at driving filling	100 / 20 ¹⁾	100 / 20 ¹⁾	100 / 20 ¹⁾
Waste water tank approx. l	90	90	90
Sockets 230 V	3	3	3
Sockets: USB	2	2	2
Storage space for gas cylinder with max. 11 kg filling weight	2x 11kg	2x 11kg	2x 11kg

All footnotes, see page 44–47.

OPT Optional ● Standard — Not possible ▲ Not yet known at the time of publication

* INFO

The specified mass in running order is a default value defined in the type-approval procedure. Due to manufacturing tolerances, the actual weighed mass in running order may deviate from the value stated above. Deviations of up to ± 5 % of the mass in running order are legally permissible and possible. The permissible range in kilograms is given in brackets after the mass in running order. The manufacturer-specified mass for optional equipment is a calculated value for each type and layout that Carado uses to determine the maximum weight available for factory-fitted optional equipment. The limitation of optional equipment is intended to ensure that the minimum pay-mass, i.e. the legally prescribed free mass for baggage and retrofitted accessories, is actually available for the vehicle load capacity of the vehicles delivered by Carado. The real weight of your vehicle ex works can only be determined when it is

weighed at the end of the line. If, in exceptional cases, the weighing shows that the actual load capacity falls below the minimum pay-mass despite limiting the optional equipment due to a permissible weight deviation, we will check together with your trade partner and you whether we should, for example, increase the load capacity of the vehicle, reduce the number of seats or remove optional equipment before delivering the vehicle. The technically permissible maximum laden mass of the vehicle and the technically permissible maximum mass on the axle must not be exceeded. Detailed information & explanations on the subject of weight and the configuration of the vehicle can be found in the section Legal information. For a more detailed description of all mandatory technical dependencies, please refer to the explanations on the footnotes on p.44-47.



FIAT DUCATO BASE VEHICLE

- Fiat Ducato 3.500 kg - 2.2 Multijet - 103 kW / 140 BHP Euro 6 - 6-speed manual gearbox
- Weight increase from 3,3t to 3,5t Fiat light
- Electric and heated mirrors
- LED daytime running lights
- Cruise control
- ESP incl. ASR & Hillholder
- ESC Setup
- ABS
- Start & Stop function incl. booster
- Driver airbag
- Passenger airbag
- Electric cab windows
- Manual cab air conditioning
- Central locking cab with remote control
- Fix & Go breakdown kit
- On-board computer incl. exterior temperature display
- Central cup holder
- Disc brakes, rear and front wheel stabilisers, heat convection, tachometer, power steering, height-adjustable headlights, immobiliser, lap and diagonal seat belts
- Steel rims 15" including wheel trims
- Tablet holder and USB port
- Driver and passenger seats in matching colours
- Height and rake adjustment for driver seat (optional for passenger seat)
- Swiveling driver and passenger seats
- 75l fuel tank



CONVERSION

- 7-year water ingress warranty ²⁾
- Double glazed hinged windows with cassette blinds and fly screens (siting area, kitchen)
- Rear hinged window (incl. blackout blind and flyscreen)
- Both rear doors with hinged window (incl. roller blind)
- Roof light 40 x 40 cm over lounging area with fly screen and blinds
- Roof light 40 x 40 cm over bedroom with fly screen and blinds
- Rear storage space with 4 integrated lashing rings



COMFORT

- Isofix for 2 seats
- Bulkhead incl. step for rear double bed
- Pedestal in lounging area with integrated storage compartment
- Half dinette with integrated storage compartment
- Rear bed with partly slatted frame
- High quality mattresses with integrated GOODSITE for better sleeping comfort
- Ergonomically shaped upholstery for improved seating comfort
- Easy to position spotlight in light bar
- Spacious storage compartments and storage options
- Storage space in rear and sliding doors
- Spacious wardrobe
- Furniture in 'Pure Spring' and 'Cosy White'
- Floor in 'Casual Suite'



INSTALLATIONS

- Flexible light strip
- Illuminated pedestal in lounging area
- Individually adjustable LED spotlights
- High-performance, maintenance-free leisure battery (95 Ah AGM)
- On-board control panel supplies information about filling levels and battery capacity
- Electric charger for leisure and vehicle battery 12 V / 18 A
- CEE 230 V external socket with safety device
- Sockets 3 x 230V, 1 x USB (double) (except 540)
- Fresh water tank capacity total 100 l, waste water tank 90 l



HEATING / GAS SUPPLY

- Gas bottle locker for 2 x 11 kg gas bottles
- Gas heating Combi 4
- Gas control valves easily accessible and centrally arranged



KITCHEN

- Ergonomically arranged kitchen with spacious work top
- Large soft-close drawers in kitchen
- 2 burner hob with piezo ignition and split glass lid
- Worktop behind cooker (except CV540)
- Compressor fridge 84 l
- LED light tube
- Suspension bar (except CV540)



BATHROOM

- Fixed washbasin
- Spacious storage area
- Cassette toilet C 223
- Flush fitting LED spotlights
- Roof light with fly screen



SOFT FURNISHING

- Soft furnishing Grafit



EXTERIOR COLOUR

- Fiat white

BASIC PACKAGE + 42.7 kg*

Radio pre-wiring with loudspeakers and roof antenna (DAB)

Height-adjustable passenger seat

Captain-Chair incl. 2 armrests

Roof light over lounge area 70 x 50 cm

Shower equipment (extendable shower head, shower curtain, guide rail and shower holder)

Window in bathroom

Textile cab blinds

Clothes rail in bathroom

Wide entrance step

Flyscreen door

Rotating plate for table extension in seating area

STYLE PACKAGE + 0 kg*

Leather steering wheel and gear knob in leather trim

Instrument panel with applications (Techno-Trim)

Gloss black radiator grill with chrome strips

All footnotes, see page 44–47.



* INFO

The factory installation of optional equipment increases the actual mass of the vehicle and reduces the pay-mass. The additional weight indicated for packages and optional equipment shows the additional weight compared to the standard equipment of the respective model or layout. The total weight of the selected optional equipment must not exceed the manufacturer-specified

mass for optional equipment shown in the model overviews. This is a calculated value for each type and layout that Carado uses to determine the maximum weight available for factory-fitted optional equipment. Detailed information and explanations on the subject of weight can be found in the Legal information section.

CHASSIS SAFETY PACK + 0.5 kg*

Brake assistant with pedestrian and cyclist detection

Lane Assist

Rain and light sensor

Traffic sign and high beam detection


CHASSIS EASY DRIVING PACK + 0.3 kg*

Adaptive cruise control

Intelligent speed detection

Fatigue detection

▲ Not yet known at the time of publication



* INFO

The factory installation of optional equipment increases the actual mass of the vehicle and reduces the pay-mass. The additional weight indicated for packages and optional equipment shows the additional weight compared to the standard equipment of the respective model or layout. The total weight of the selected optional equipment must not exceed the manufacturer-specified

mass for optional equipment shown in the model overviews. This is a calculated value for each type and layout that Carado uses to determine the maximum weight available for factory-fitted optional equipment. Detailed information and explanations on the subject of weight can be found in the Legal information section.

OPTIONAL EXTRAS

ADDITIONAL WEIGHT*




FIAT DUCATO BASE VEHICLE

Fiat Ducato 3.500 kg 2.2 Multijet - 103 kW / 140 BHP Euro 6 - 9-speed automatic gearbox	55 kg
Fiat Ducato 3.500 kg - 2.2 Multijet - 130 BHP / 180 PS Euro 6 - 6-speed manuel transmission	20 kg
Fiat Ducato 3.500 kg - 2.2 Multijet - 130 BHP / 180 PS Euro 6 - 6-speed automatic transmission	55 kg
Fiat Ducato Maxi Chassis 3.500 kg - 2.2 Multijet - 103 kW / 140 BHP Euro 6 - 6-speed manual gearbox	40 kg
Fiat Ducato Maxi Chassis 3.500 kg - 2.2 Multijet - 103 kW / 140 BHP Euro 6 - 6-speed automatic gearbox	55 kg
Fiat Ducato Maxi Chassis 3.500 kg - 2.2 Multijet - 130 BHP / 180 PS Euro 6 - 6-speed manuel transmission	60 kg
Fiat Ducato Maxi Chassis 3.500 kg - 2.2 Multijet - 130 BHP / 180 PS Euro 6 - 9-speed automatic transmission	55 kg
16" steel wheels for light chassis with 3,500 kg with wheel trims ³⁾	10 kg
16 "alloy wheels for 3,500 kg Light chassis ³⁾	8 kg
16 "alloy wheels for 3,500 kg Maxi Chassis ⁴⁾	0 kg
Traction+ incl. Hill Descent Control	0.5 kg
Blind spot assistant (only in conjunction with electrically folding exterior mirrors)	0 kg
Spare wheel incl. holder and car jack instead of Fix & Go Kit	25 kg
90 L fuel tank	13.5 kg
Digital instrument cluster (Only in conjunction with multifunction steering wheel)	0.3 kg
Mobile phone charger (Phonebox) ⁵⁾	0 kg
Automatic cab air conditioning instead of manual control	0 kg
Headlights with black frame ⁶⁾	0 kg
LED Daytime running lights ⁷⁾	0 kg
Fully LED headlights including indicators and LED daytime running lights. ⁸⁾	0 kg
Multifunction steering wheel	0.4 kg
Fog lights	2 kg
Parking sensors	0.5 kg
Electrically folding door mirrors	0.6 kg
Towbar (removable) ^{9) 10)}	30 kg
Tyre pressure indicator	0.8 kg

Please note the information on page 44-47.

● Standard ○ Optional extra ▲ Mandatory — Not possible ▲ Not yet known at the time of publication



*** INFO**

The factory installation of optional equipment increases the actual mass of the vehicle and reduces the pay-mass. The additional weight indicated for packages and optional equipment shows the additional weight compared to the standard equipment of the respective model or layout. The total weight of the selected optional equipment must not exceed the manufacturer-specified mass

	CV540	CV600	CV640
	○	○	○
	—	○	○
	—	○	○
	—	○	○
	—	○	○
	—	○	○
	○	○	○
	○	○	○
	○	○	○
	○	○	○
	○	○	○
	○	○	○
	○	○	○
	○	○	○
	○	○	○
	○	○	○
	○	○	○
	○	○	○
	○	○	○
	○	○	○

for optional equipment shown in the model overviews. This is a calculated value for each type and layout that Carado uses to determine the maximum weight available for factory-fitted optional equipment. Detailed information and explanations on the subject of weight can be found in the Legal information section.

OPTIONAL EXTRAS

ADDITIONAL WEIGHT*



CONVERSION

Insulated waste water tank	10.5 kg
Bike rack for 2 bikes (black)	10.5 kg
Awning 3.25 m	24 kg
Awning 3.75 m	27 kg
Awning 4 m	30 kg



COMFORT

Soft furnishing Arctica (grey)	0 kg
Bed conversion for lounging area (transversal guest bed)	5 kg
Wooden duckboard for the shower tray	2 kg
Folding blackout blinds in cab	7.5 kg



INSTALLATIONS

Second AGM leisure battery 95 Ah	27 kg
Heating Combi 6 E (with el. heating element) incl. digital control panel	2 kg
Pre-cabling for solar panel	2 kg
Pre-cabling for reversing camera	1 kg
TV pre-cabling / TV holder	3 kg
USB-port in the light rail	0 kg



SOFT FURNISHING

Soft furnishing Arctica (grey)	0 kg
--------------------------------	------

CV540

CV600

CV640

○	○	○
○	○	○
○	-	-
-	○	-
-	-	○
○	○	○
○	○	○
○	○	○
○	○	○
○	○	○
○	○	○
○	○	○

Please note the information on page 44-47.

● Standard ○ Optional extra ▲ Mandatory - Not possible ▲ Not yet known at the time of publication



* INFO

The factory installation of optional equipment increases the actual mass of the vehicle and reduces the pay-mass. The additional weight indicated for packages and optional equipment shows the additional weight compared to the standard equipment of the respective model or layout. The total weight of the selected optional equipment must not exceed the manufacturer-specified mass

for optional equipment shown in the model overviews. This is a calculated value for each type and layout that Carado uses to determine the maximum weight available for factory-fitted optional equipment. Detailed information and explanations on the subject of weight can be found in the Legal information section.

OPTIONAL EXTRAS

ADDITIONAL WEIGHT*



EXTERIOR COLOUR

Artense Grey metallic ¹¹⁾	2.5 kg
Fer Grey metallic ¹¹⁾	2.5 kg
Black metallic ¹¹⁾	2.5 kg



PAINTED BUMPER

Bumper painted in White ¹²⁾	1 kg
Bumper painted in Artense Grey metallic for Light chassis ¹²⁾	1 kg
Bumper painted in Fer Grey Metallic for Light chassis ¹²⁾	1 kg
Bumper black in metallic for Light Chassis ¹²⁾	1 kg



PACKS

Basic Package	42.7 kg
Style Package ⁸⁾	0 kg
Chassis Safety Pack	0.5 kg
Chassis Easy Driving Pack	0.3 kg



OTHERS

Registration documents	0 kg
------------------------	------

CV540

CV600

CV640

○	○	○
○	○	○
○	○	○
○	○	○
○	○	○
○	○	○
○	○	○
○	○	○
○	○	○
○	○	○
▲	▲	▲

Please note the information on page 44–47.

● Standard ○ Optional extra ▲ Mandatory — Not possible ▲ Not yet known at the time of publication



* INFO

The factory installation of optional equipment increases the actual mass of the vehicle and reduces the pay-mass. The additional weight indicated for packages and optional equipment shows the additional weight compared to the standard equipment of the respective model or layout. The total weight of the selected optional equipment must not exceed the manufacturer-specified mass

for optional equipment shown in the model overviews. This is a calculated value for each type and layout that Carado uses to determine the maximum weight available for factory-fitted optional equipment. Detailed information and explanations on the subject of weight can be found in the Legal information section.



Configure
your dream
vehicle

V132 ED15



V337 ED15



V339 ED15



0 1 2 3 4 5 6 7m

TYPE / MODEL	V132 ED15	V337 ED15	V339 ED15
PERMITTED NUMBER OF SEATS (INCLUDING DRIVER)*	👤👤👤	👤👤👤	👤👤👤
BERTHS	👤👤 / + 👤 OPT	👤👤	👤👤
Length / Width / Height (cm)	595 / 214 / 287	665 / 214 / 287	686 / 214 / 287
Headroom in living area (cm)	195	195	195
Standard chassis	Citroën Jumper	Citroën Jumper	Citroën Jumper
Standard engine	2.2 BlueHDI	2.2 BlueHDI	2.2 BlueHDI
kW (BHP)	103 (140)	103 (140)	103 (140)
Mass in running order (kg)*	2673 (2539 - 2807)*	2749 (2612 - 2886)*	2771 (2632 - 2910)*
Manufacturer-specified mass for optional equipment (kg)*	504	495	503
Technically permissible maximum laden mass (kg) *	3500	3500	3500
Trailer load braked (unbraked) (kg)	2000 (750)	2000 (750)	2000 (750)
Tyre size	225/75 R 16 CP	225/75 R 16 CP	225/75 R 16 CP
Wheelbase (cm)	345	380	380
Bed dimension middle L x B (cm)	192 x 65 - 45 OPT	-	-
Bed dimension rear L x B (cm)	194 x 140 - 130	200 x 70 195 x 80 200 - 195 x 194	195 x 140
Refrigerator volume incl. freezer (l)	78 (11)	78 (11)	78 (11)
Heating type	Combi 4 Gas	Combi 4 Gas	Combi 4 Gas
Fresh water tank capacity, total/ Fresh water tank capacity at driving filling	116 / 20 ¹⁾	116 / 20 ¹⁾	116 / 20 ¹⁾
Waste water tank approx. l	92	92	92
Sockets 230 V	4	4	4
Sockets: USB	2	2	2
Inner dimensions storage locker right/ left W x H (cm)	65 x 110 45 x 85	70 x 105 70 x 75	85 x 90 85 x 90
Storage space for gas cylinder with max. 11 kg filling weight	2x 11kg	2x 11kg	2x 11kg

All footnotes, see page 44–47.

OPT Optional ● Standard — Not possible ▲ Not yet known at the time of publication

* INFO

The specified mass in running order is a default value defined in the type-approval procedure. Due to manufacturing tolerances, the actual weighed mass in running order may deviate from the value stated above. Deviations of up to ± 5 % of the mass in running order are legally permissible and possible. The permissible range in kilograms is given in brackets after the mass in running order. The manufacturer-specified mass for optional equipment is a calculated value for each type and layout that Carado uses to determine the maximum weight available for factory-fitted optional equipment. The limitation of optional equipment is intended to ensure that the minimum pay-mass, i.e. the legally prescribed free mass for baggage and retrofitted accessories, is actually available for the vehicle load capacity of the vehicles delivered by Carado. The real weight of your vehicle ex works can only be determined when it is

weighed at the end of the line. If, in exceptional cases, the weighing shows that the actual load capacity falls below the minimum pay-mass despite limiting the optional equipment due to a permissible weight deviation, we will check together with your trade partner and you whether we should, for example, increase the load capacity of the vehicle, reduce the number of seats or remove optional equipment before delivering the vehicle. The technically permissible maximum laden mass of the vehicle and the technically permissible maximum mass on the axle must not be exceeded. Detailed information & explanations on the subject of weight and the configuration of the vehicle can be found in the section Legal information. For a more detailed description of all mandatory technical dependencies, please refer to the explanations on the footnotes on p.44-47.



HIGHLIGHTS EDITION15

- Citroën Jumper 3.500 kg - 2.2 Blue HDI - 103 kW / 140 PS Euro 6D - 6-speed-gearbox
- Chassis Graphite Grey Metallic
- Painted bumper
- 16" alloy wheels
- Leather steering wheel and gear knob in leather trim
- Bed conversion single to double bed
- Edition graphics
- Awning 3.5 m
- Awning 4.5 m
- Insulated waste water tank
- 2nd external storage door (size depends on layout)
- Soft furnishing Nebula
- Special colour overhead lockers
- Pre-cabing for reversing camera
- Radio pre-wiring including speakers
- TV-Pack (22" flat screen + holder, Teleco Telesat 65)
- Basic Package



BASIC VEHICLE

- Front Wheel Drive
- Daytime running lights, integrated in headlights
- Cruise control
- Driver and Passenger airbag
- ABS, EBD, ESP
- Comfortable driving experience with rear and front axle stabilizers
- Start & stop function incl. charge booster
- Electric and heated mirrors
- Electric operated cab windows and central locking
- Fix & Go breakdown kit
- Radio aerial integrated in mirror
- Central cup holder
- Radio pre-wiring including speakers
- Manual cab air conditioning
- Painted and chrome-plated grille
- Tyre pressure indicator
- Disc brakes, heat convection, tachometer, power steering, immobiliser, 3-point seat belt
- Tablet holder and USB port
- Driver and passenger seats with armrests & upholstered covers
- Driver and passenger seats swivel
- Height and rake adjustment for driver seat (optional for passenger seat)
- 90l fuel tank



CONVERSION

- 7-year water ingress warranty²⁾
- GRP (glass fibre reinforced plastic) roof and rear wall
- Aluminium sidewalls
- Roof and sidewall thickness: 34mm, floor thickness: 41mm
- Rear moulding with integrated lights in three parts
- High quality entrance door with ergonomic handle inside and outside
- Flyscreen door (one-piece)
- Double glazed hinged window with cassette blinds and flyscreens (except for bathroom)
- Roof light with frosted perspex glass and flyscreen
- Electric step
- Large rear garage with lowered frame, lashing rings and interior lighting (depending on model)
- Splash water seals for the exterior storage locker and doors
- Payload in garage up to 150 kg



COMFORT

- Ergonomically shaped upholstery for improved seating comfort
- Isofix for 2 seats
- Table extension
- High-quality mattress in all beds
- Removable and washable mattress cover
- Wooden slatted frame in all fixed-beds for better sleeping comfort
- Spacious storage compartments and storage options
- Ventilation for storage locker and seat backrest
- Overhead lockers with softclose system
- Furniture in 'Pure Spring'
- Floor in 'Casual Suite'



INSTALLATIONS

- High-performance, maintenance-free leisure battery (95 Ah AGM)
- On-board control panel supplies information about filling levels and battery capacity
- Automatic switching and separating systems for starter and leisure battery as well as for refrigerator
- Electric charger for leisure and vehicle battery 12 V / 18 A
- CEE 230 V external socket with safety device
- Residual Current Device (RCD)
- LED-Awning light
- LED Interior light
- USB Socket (double)
- Fresh water tank capacity total 116 l, waste water tank 92 l
- 12V TV pre-cabing incl. flat screen holder



HEATING / GAS SUPPLY

- Gas bottle locker for 2 x 11 kg gas bottles
- Gas heating Combi 4
- Gas control valves easily accessible and centrally arranged



KITCHEN

- Ergonomically arranged kitchen with spacious work top
- Large soft-close drawers in kitchen
- 2 burner hob and glass lid¹³⁾
- Fridge 78 l with 11 l freezer compartment
- Waste bin



BATHROOM

- Vario-bathroom
- Roof vent with integrated flyscreen blind
- Large mirrors
- Clothes rail in bathroom

BASIC PACKAGE + 19.5 kg*

- Height-adjustable passenger seat
- Panoramic roof light over lounge area
- Clear glass roof light 40 x 40
- Shower cubicle lining
- Mirror with indirect lighting and coat hooks
- Captain chairs with covers
- Additional power outlet in overhead locker above the kitchen unit
- Power outlet in the garage

CHASSIS SAFETY PACK + 0.7 kg*

- Lane Assist
- Rain and light sensor
- Traffic sign and high beam recognition
- Matrix combination tool

All footnotes, see page 44–47.




* INFO

The factory installation of optional equipment increases the actual mass of the vehicle and reduces the pay-mass. The additional weight indicated for packages and optional equipment shows the additional weight compared to the standard equipment of the respective model or layout. The total weight of the selected optional equipment must not exceed the manufacturer-specified

mass for optional equipment shown in the model overviews. This is a calculated value for each type and layout that Carado uses to determine the maximum weight available for factory-fitted optional equipment. Detailed information and explanations on the subject of weight can be found in the Legal information section.

▲ Not yet known at the time of publication



* INFO

The factory installation of optional equipment increases the actual mass of the vehicle and reduces the pay-mass. The additional weight indicated for packages and optional equipment shows the additional weight compared to the standard equipment of the respective model or layout. The total weight of the selected optional equipment must not exceed the manufacturer-specified

mass for optional equipment shown in the model overviews. This is a calculated value for each type and layout that Carado uses to determine the maximum weight available for factory-fitted optional equipment. Detailed information and explanations on the subject of weight can be found in the Legal information section.

OPTIONAL EXTRAS

ADDITIONAL WEIGHT*



CHASSIS / BASE VEHICLE

Citroën Jumper 3.500 kg 2.2 Blue HDI - 121 kW / 165 bhp EURO 6D - 6-speed-gearbox	20 kg
LED daytime running lights	0 kg
Light and rain sensor ¹⁴⁾	0.2 kg
Multifunction steering wheel	0.4 kg
Traction+ incl. Hill Descent Control	1.5 kg



WEIGHT INCREASE

Weight increase to 3,65 t (no chassis modification) *	0 kg
---	------



CONVERSION

Two rear corner steadies	6 kg
Bike rack for 3 bikes	12.5 kg
Cab sunroof	7 kg



COMFORT

Bed conversion for seating area 2) ¹⁵⁾	5 kg
Carpet	5 kg
Wooden duckboard for the shower tray	2 kg
Foldable window blinds	7.5 kg

V132 ED15

V337 ED15

V339 ED15

○	○	○
○	○	○
○	○	○
○	○	○
○	○	○

○	○	○
---	---	---

○	○	○
○	○	○
○	○	○

○	-	-
○	○	○
○	○	○
○	○	○

Please note the information on page 44-47.

● Standard ○ Optional extra ▲ Mandatory - Not possible ▲ Not yet known at the time of publication



* INFO

The factory installation of optional equipment increases the actual mass of the vehicle and reduces the pay-mass. The additional weight indicated for packages and optional equipment shows the additional weight compared to the standard equipment of the respective model or layout. The total weight of the selected optional equipment must not exceed the manufacturer-specified mass

for optional equipment shown in the model overviews. This is a calculated value for each type and layout that Carado uses to determine the maximum weight available for factory-fitted optional equipment. Detailed information and explanations on the subject of weight can be found in the Legal information section.

OPTIONAL EXTRAS

ADDITIONAL WEIGHT*



INSTALLATIONS

Second AGM leisure battery 95 Ah	27 kg
Heating Combi 6 E (with el. heating element) incl. digital control panel	2 kg
Electric floor heating in living area	6 kg
Pre-cabling for solar panel	2 kg
Oven in kitchen	12 kg



PACKS

Chassis Safety Pack	0.7 kg
---------------------	--------



OTHERS

Registration documents	0 kg
------------------------	------

Please note the information on page 44–47.



* INFO

The factory installation of optional equipment increases the actual mass of the vehicle and reduces the pay-mass. The additional weight indicated for packages and optional equipment shows the additional weight compared to the standard equipment of the respective model or layout. The total weight of the selected optional equipment must not exceed the manufacturer-specified mass

V132 ED15

V337 ED15

V339 ED15

○	○	○
○	○	○
○	○	○
○	○	○
○	○	○
○	○	○
○	○	○
▲	▲	▲

● Standard ○ Optional extra ▲ Mandatory — Not possible ▲ Not yet known at the time of publication

for optional equipment shown in the model overviews. This is a calculated value for each type and layout that Carado uses to determine the maximum weight available for factory-fitted optional equipment. Detailed information and explanations on the subject of weight can be found in the Legal information section.



Configure
your dream
vehicle

T135



T338



T447



0 1 2 3 4 5 6 7m

TYPE / MODEL	T135	T338	T447
PERMITTED NUMBER OF SEATS (INCLUDING DRIVER)*	👤👤👤	👤👤👤	👤👤👤 / + 👤 OPT
BERTHS	👤👤	👤👤 / + 👤👤 OPT	👤👤 / + 👤👤👤 OPT
Length / Width / Height (cm)	595 / 232 / 290	696 / 232 / 290	740 / 232 / 290
Headroom in living area (cm)	195	210	210
Standard chassis	Fiat Ducato	Fiat Ducato	Fiat Ducato
Standard engine	2.2 Multijet	2.2 Multijet	2.2 Multijet
kW (BHP)	103 (140)	103 (140)	103 (140)
Mass in running order (kg)*	2717 (2581 - 2853)*	2824 (2683 - 2965)*	2900 (2755 - 3045)*
Manufacturer-specified mass for optional equipment (kg)*	459	341	261
Technically permissible maximum laden mass (kg) *	3500	3500	3500
Trailer load braked (unbraked) (kg)	2000 (750)	2000 (750)	2000 (750)
Tyre size	215/70 R 15 CP	215/70 R 15 CP	215/70 R 15 CP
Wheelbase (cm)	345	380	404
Lying area Alcove/pull-down bed (cm)	-	195 x 140 - 110 OPT	195 x 140 - 110 OPT
Bed dimension middle L x B (cm)	-	-	210 x 65 OPT
Bed dimension rear L x B (cm)	200 x 135 - 115	190 x 80 200 x 80 200 - 190 x 210 OPT	210 x 80 215 x 80 210 - 215 x 210 OPT
Refrigerator volume incl. freezer (l)	98 (11)	98 (11) 156 (29) OPT	98 (11) 156 (29) OPT
Heating type	Combi 6 Gas	Combi 6 Gas	Combi 6 Gas
Fresh water tank capacity, total/ Fresh water tank capacity at driving filling	122 / 20 ¹⁾	122 / 20 ¹⁾	122 / 20 ¹⁾
Waste water tank approx. l	92	92	92
Sockets 230 V	3 - 5 OPT	2 - 4 OPT	3 - 5 OPT
Sockets: USB	4	4	4
Inner dimensions storage locker right/ left W x H (cm)	65 x 75	95 x 110 75 x 80 OPT	95 x 110 75 x 80 OPT
Storage space for gas cylinder with max. 11 kg filling weight	2x 11kg	2x 11kg	2x 11kg

All footnotes, see page 44-47.

OPT Optional ● Standard — Not possible ▲ Not yet known at the time of publication

* INFO

The specified mass in running order is a default value defined in the type-approval procedure. Due to manufacturing tolerances, the actual weighed mass in running order may deviate from the value stated above. Deviations of up to ± 5 % of the mass in running order are legally permissible and possible. The permissible range in kilograms is given in brackets after the mass in running order. The manufacturer-specified mass for optional equipment is a calculated value for each type and layout that Carado uses to determine the maximum weight available for factory-fitted optional equipment. The limitation of optional equipment is intended to ensure that the minimum pay-mass, i.e. the legally prescribed free mass for baggage and retrofitted accessories, is actually available for the vehicle load capacity of the vehicles delivered by Carado. The real weight of your vehicle ex works can only be determined when it is

weighed at the end of the line. If, in exceptional cases, the weighing shows that the actual load capacity falls below the minimum pay-mass despite limiting the optional equipment due to a permissible weight deviation, we will check together with your trade partner and you whether we should, for example, increase the load capacity of the vehicle, reduce the number of seats or remove optional equipment before delivering the vehicle. The technically permissible maximum laden mass of the vehicle and the technically permissible maximum mass on the axle must not be exceeded. Detailed information & explanations on the subject of weight and the configuration of the vehicle can be found in the section Legal information. For a more detailed description of all mandatory technical dependencies, please refer to the explanations on the footnotes on p.44-47.



Configure
your dream
vehicle

T448



T449



T459



0 1 2 3 4 5 6 7m

TYPE / MODEL	T448	T449	T459
PERMITTED NUMBER OF SEATS (INCLUDING DRIVER)*	👤👤👤 / + 👤 OPT	👤👤👤 / + 👤 OPT	👤👤👤
BERTHS	👤 / + 👤👤 OPT	👤 / + 👤👤 OPT	👤 / + 👤👤 OPT
Length / Width / Height (cm)	735 / 232 / 290	740 / 232 / 290	740 / 232 / 290
Headroom in living area (cm)	210	210	210
Standard chassis	Fiat Ducato	Fiat Ducato	Fiat Ducato
Standard engine	2.2 Multijet	2.2 Multijet	2.2 Multijet
kW (BHP)	103 (140)	103 (140)	103 (140)
Mass in running order (kg)*	2878 (2734 - 3022)*	2908 (2763 - 3053)*	2923 (2777 - 3069)*
Manufacturer-specified mass for optional equipment (kg)*	284	253	238
Technically permissible maximum laden mass (kg) *	3500	3500	3500
Trailer load braked (unbraked) (kg)	2000 (750)	2000 (750)	2000 (750)
Tyre size	215/70 R 15 CP	215/70 R 15 CP	215/70 R 15 CP
Wheelbase (cm)	404	404	404
Lying area Alcove/pull-down bed (cm)	195 x 140 - 110 OPT	195 x 140 - 110 OPT	195 x 140 - 110 OPT
Bed dimension middle L x B (cm)	210 x 100 OPT	210 x 65 OPT	210 x 93 OPT
Bed dimension rear L x B (cm)	205 x 80 210 x 80 210 - 205 x 210 OPT	195 x 150	195 x 150
Refrigerator volume incl. freezer (l)	98 (11) 156 (29) OPT	98 (11) 156 (29) OPT	98 (11) 156 (29) OPT
Heating type	Combi 6 Gas	Combi 6 Gas	Combi 6 Gas
Fresh water tank capacity, total/ Fresh water tank capacity at driving filling	122 / 20 ¹⁾	122 / 20 ¹⁾	122 / 20 ¹⁾
Waste water tank approx. l	92	92	92
Sockets 230 V	2 - 4 OPT	3 - 5 OPT	3 - 5 OPT
Sockets: USB	4	4	4
Inner dimensions storage locker right/ left W x H (cm)	95 x 110 75 x 80 OPT	105 x 90 65 x 90	105 x 90 65 x 90
Storage space for gas cylinder with max. 11 kg filling weight	2x 11kg	2x 11kg	2x 11kg

All footnotes, see page 44-47.

OPT Optional ● Standard — Not possible ▲ Not yet known at the time of publication

* INFO

The specified mass in running order is a default value defined in the type-approval procedure. Due to manufacturing tolerances, the actual weighed mass in running order may deviate from the value stated above. Deviations of up to ± 5 % of the mass in running order are legally permissible and possible. The permissible range in kilograms is given in brackets after the mass in running order. The manufacturer-specified mass for optional equipment is a calculated value for each type and layout that Carado uses to determine the maximum weight available for factory-fitted optional equipment. The limitation of optional equipment is intended to ensure that the minimum pay-mass, i.e. the legally prescribed free mass for baggage and retrofitted accessories, is actually available for the vehicle load capacity of the vehicles delivered by Carado. The real weight of your vehicle ex works can only be determined when it is

weighed at the end of the line. If, in exceptional cases, the weighing shows that the actual load capacity falls below the minimum pay-mass despite limiting the optional equipment due to a permissible weight deviation, we will check together with your trade partner and you whether we should, for example, increase the load capacity of the vehicle, reduce the number of seats or remove optional equipment before delivering the vehicle. The technically permissible maximum laden mass of the vehicle and the technically permissible maximum mass on the axle must not be exceeded. Detailed information & explanations on the subject of weight and the configuration of the vehicle can be found in the section Legal information. For a more detailed description of all mandatory technical dependencies, please refer to the explanations on the footnotes on p.44-47.



Configure
your dream
vehicle

A132



A361



A464



0 1 2 3 4 5 6 7m

TYPE / MODEL	A132	A361	A464
PERMITTED NUMBER OF SEATS (INCLUDING DRIVER)*	👤👤👤	👤👤👤 / + 👤 OPT	👤👤👤 / + 👤 OPT
BERTHS	👤👤👤	👤👤👤👤	👤👤👤👤
Length / Width / Height (cm)	595 / 232 / 314	660 / 232 / 314	725 / 232 / 314
Headroom in living area (cm)	195	195	195
Standard chassis	Fiat Ducato	Fiat Ducato	Fiat Ducato
Standard engine	2.2 Multijet	2.2 Multijet	2.2 Multijet
kW (BHP)	103 (140)	103 (140)	103 (140)
Mass in running order (kg)*	2809 (2669 - 2949)*	2890 (2746 - 3035)*	2963 (2815 - 3111)*
Manufacturer-specified mass for optional equipment (kg)*	367	279	200
Technically permissible maximum laden mass (kg) *	3500	3500	3500
Trailer load braked (unbraked) (kg)	2000 (750)	2000 (750)	2000 (750)
Tyre size	215/70 R 15 CP	215/70 R 15 CP	215/70 R 15 CP
Wheelbase (cm)	345	380	404
Lying area Alcove/pull-down bed (cm)	210 x 160	210 x 160	210 x 160
Bed dimension middle L x B (cm)	-	175 x 100	185 x 100
Bed dimension rear L x B (cm)	210 x 140 - 130	210 x 85 205 x 80	210 x 150 - 135
Refrigerator volume incl. freezer (l)	98 (11)	98 (11) 156 (29) OPT	98 (11) 156 (29) OPT
Heating type	Combi 6 Gas	Combi 6 Gas	Combi 6 Gas
Fresh water tank capacity, total/ Fresh water tank capacity at driving filling	122 / 20 ¹⁾	122 / 20 ¹⁾	122 / 20 ¹⁾
Waste water tank approx. l	92	92	92
Sockets 230 V	2 - 4 OPT	2 - 4 OPT	2 - 4 OPT
Sockets: USB	4	2	4
Inner dimensions storage locker right/ left W x H (cm)	65 x 110 45 x 70 OPT	65 x 120 60 x 100 OPT	105 x 120 105 x 80 OPT
Storage space for gas cylinder with max. 11 kg filling weight	2x 11kg	2x 11kg	2x 11kg

All footnotes, see page 44–47.

OPT Optional ● Standard — Not possible ▲ Not yet known at the time of publication

* INFO

The specified mass in running order is a default value defined in the type-approval procedure. Due to manufacturing tolerances, the actual weighed mass in running order may deviate from the value stated above. Deviations of up to ± 5 % of the mass in running order are legally permissible and possible. The permissible range in kilograms is given in brackets after the mass in running order. The manufacturer-specified mass for optional equipment is a calculated value for each type and layout that Carado uses to determine the maximum weight available for factory-fitted optional equipment. The limitation of optional equipment is intended to ensure that the minimum pay-mass, i.e. the legally prescribed free mass for baggage and retrofitted accessories, is actually available for the vehicle load capacity of the vehicles delivered by Carado. The real weight of your vehicle ex works can only be determined when it is

weighed at the end of the line. If, in exceptional cases, the weighing shows that the actual load capacity falls below the minimum pay-mass despite limiting the optional equipment due to a permissible weight deviation, we will check together with your trade partner and you whether we should, for example, increase the load capacity of the vehicle, reduce the number of seats or remove optional equipment before delivering the vehicle. The technically permissible maximum laden mass of the vehicle and the technically permissible maximum mass on the axle must not be exceeded. Detailed information & explanations on the subject of weight and the configuration of the vehicle can be found in the section Legal information. For a more detailed description of all mandatory technical dependencies, please refer to the explanations on the footnotes on p.44-47.



Configure
your dream
vehicle

I338



I447



I449



0 1 2 3 4 5 6 7m

TYPE / MODEL	I338	I447	I449
PERMITTED NUMBER OF SEATS (INCLUDING DRIVER)*	👤👤👤	👤👤👤 / + 👤 OPT	👤👤👤 / + 👤 OPT
BERTHS	👤👤👤	👤👤👤 / + 👤 OPT	👤👤👤 / + 👤 OPT
Length / Width / Height (cm)	698 / 232 / 290	741 / 232 / 290	741 / 232 / 290
Headroom in living area (cm)	210	210	210
Standard chassis	Fiat Ducato	Fiat Ducato	Fiat Ducato
Standard engine	2.2 Multijet	2.2 Multijet	2.2 Multijet
kW (BHP)	103 (140)	103 (140)	103 (140)
Mass in running order (kg)*	2882 (2738 - 3026)*	2939 (2792 - 3086)*	2957 (2809 - 3105)*
Manufacturer-specified mass for optional equipment (kg)*	283	222	204
Technically permissible maximum laden mass (kg) *	3500	3500	3500
Trailer load braked (unbraked) (kg)	2000 (750)	2000 (750)	2000 (750)
Tyre size	215/70 R 15 CP	215/70 R 15 CP	215/70 R 15 CP
Wheelbase (cm)	380	404	404
Lying area Alcove/pull-down bed (cm)	200 x 150	200 x 150	200 x 150
Bed dimension middle L x B (cm)	-	210 x 65 OPT	210 x 65 OPT
Bed dimension rear L x B (cm)	190 x 80 200 x 80 200 - 190 x 210 OPT	210 x 80 215 x 80 210 - 215 x 210 OPT	195 x 150
Refrigerator volume incl. freezer (l)	98 (11) 156 (29) OPT	98 (11) 156 (29) OPT	98 (11) 156 (29) OPT
Heating type	Combi 6 Gas	Combi 6 Gas	Combi 6 Gas
Fresh water tank capacity, total/ Fresh water tank capacity at driving filling	122 / 20 ¹⁾	122 / 20 ¹⁾	122 / 20 ¹⁾
Waste water tank approx. l	92	92	92
Sockets 230 V	2 - 4 OPT	3 - 5 OPT	3 - 5 OPT
Sockets: USB	4	4	4
Inner dimensions storage locker right/ left W x H (cm)	95 x 110 75 x 80 OPT	95 x 110 75 x 80 OPT	105 x 90 65 x 90
Storage space for gas cylinder with max. 11 kg filling weight	2x 11kg	2x 11kg	2x 11kg

All footnotes, see page 44-47.

OPT Optional ● Standard — Not possible ▲ Not yet known at the time of publication

* INFO

The specified mass in running order is a default value defined in the type-approval procedure. Due to manufacturing tolerances, the actual weighed mass in running order may deviate from the value stated above. Deviations of up to ± 5 % of the mass in running order are legally permissible and possible. The permissible range in kilograms is given in brackets after the mass in running order. The manufacturer-specified mass for optional equipment is a calculated value for each type and layout that Carado uses to determine the maximum weight available for factory-fitted optional equipment. The limitation of optional equipment is intended to ensure that the minimum pay-mass, i.e. the legally prescribed free mass for baggage and retrofitted accessories, is actually available for the vehicle load capacity of the vehicles delivered by Carado. The real weight of your vehicle ex works can only be determined when it is

weighed at the end of the line. If, in exceptional cases, the weighing shows that the actual load capacity falls below the minimum pay-mass despite limiting the optional equipment due to a permissible weight deviation, we will check together with your trade partner and you whether we should, for example, increase the load capacity of the vehicle, reduce the number of seats or remove optional equipment before delivering the vehicle. The technically permissible maximum laden mass of the vehicle and the technically permissible maximum mass on the axle must not be exceeded. Detailed information & explanations on the subject of weight and the configuration of the vehicle can be found in the section Legal information. For a more detailed description of all mandatory technical dependencies, please refer to the explanations on the footnotes on p.44-47.



CHASSIS / BASE VEHICLE

- Fiat Ducato 3.500 kg - 2.2 Multijet - 103 kW / 140 BHP Euro 6 - 6-speed manual gearbox
- Wide-track chassis
- Front Wheel Drive
- Daytime running lights, integrated in headlights
- Cruise control
- Driver airbag
- Passenger airbag
- ABS, EBD, ESP incl. ABS and hillholder
- Start & Stop function incl. booster
- Electric operated cab windows and central locking ¹⁶⁾
- Body coloured front bumper ¹⁶⁾
- Fix & Go breakdown kit
- Central cup holder
- Comfortable driving experience with rear and front axle stabilizers
- Manual cab air conditioning
- Disc brakes, heat convection, tachometer, power steering, immobiliser, 3-point seat belt
- Steel rims 15" including wheel trims
- Tablet holder and USB port
- Driver and passenger seats with armrests & upholstered covers
- Driver and passenger seats swivel on Low Profile A-Class models and Overcab A132
- 75l fuel tank
- Height and rake adjustment for driver seat (optional for passenger seat)
- Low vibration, electrical and heated cab mirrors in coach optic with wide angle ³⁰⁾
- Panoramic laminated glass windshield all-round ³⁰⁾
- Headlamp trim in grey ³⁰⁾
- Full LED front lighting (daytime running light, low beam, high beam and turn signal) ³⁰⁾



CONVERSION

- 7-year water ingress warranty ²⁾
- GRP (glass fibre reinforced plastic) roof and rear wall
- Aluminium sidewalls
- Roof and sidewall thickness: 34mm, floor thickness: 41mm
- Rear moulding with integrated lights in three parts
- High quality entrance door with ergonomic handle inside and outside
- Flyscreen door (one-piece)
- Double glazed hinged window with cassette blinds and flyscreens (except for bathroom)
- Roof light with frosted perspex glass and flyscreen
- Electric entrance step ¹⁶⁾
- Large rear garage with lowered frame, lashing rings and interior lighting (depending on model)
- Splash water seals for the exterior storage locker and doors
- Payload in garage up to 150 kg
- Cab blinds for best insulation and privacy shield ³⁰⁾
- Coupé entrance ³⁰⁾



COMFORT

- Ergonomically shaped upholstery for improved seating comfort
- Isofix for 2 seats
- L-shape lounge with free-standing and rotating table ¹⁷⁾
- Table extension ¹⁸⁾
- High-quality mattress in all beds
- Removable and washable mattress cover
- Wooden slatted frame in all fixed-beds for better sleeping comfort
- Safety net on overcab beds, bunk beds and on pull-down beds (depending on model)
- Spacious storage compartments and storage options
- Ventilation for storage locker and seat backrest
- Furniture in 'Pure Spring' and 'Cosy White'
- Floor in 'Casual Suite'
- Overcab with side window on the right, hot air nozzles, 72 cm headroom and 210 x 160 cm bed size ²⁷⁾
- Sliding overcab bed for an improved access to the cab ²⁷⁾
- Pull-down bed with Clima-Plux elements ³⁰⁾



INSTALLATIONS

- Overhead locker with integrated LED light
- High-performance, maintenance-free leisure battery (95 Ah AGM)
- On-board control panel supplies information about filling levels and battery capacity
- Automatic switching and separating systems for starter and leisure battery as well as for refrigerator
- Electric charger for leisure and vehicle battery 12 V / 18 A
- CEE 230 V external socket with safety device
- Residual Current Device (RCD)
- LED-Awning light
- LED Interior light
- 4x USB Socket (layout depending)
- Fresh water tank capacity total 122 l, waste water tank 92 l



HEATING / GAS SUPPLY

- Gas bottle locker for 2 x 11 kg gas bottles
- Gas control valves easily accessible and centrally arranged
- Combi 6 gas heating with integrated 10 l boiler



KITCHEN

- Ergonomically arranged kitchen with spacious work top
- Large soft-close drawers in kitchen
- 3 burner hob with cast iron pan support and glass lid ¹⁹⁾
- Large, round kitchen sink in stainless steel with black glass lid ¹⁹⁾
- Fridge 98 l with freezer compartment 11 l
- LED light band
- Waste bin
- Flexible railing system with 2 hooks ²⁰⁾



BATHROOM

- Vario-bathroom ²¹⁾
- Spacious bathroom with separate shower on the opposite side ²²⁾
- Bathroom with bench toilet and integrated shower cubicle ²³⁾
- Swivel cassette toilet with electric flush ²⁴⁾
- Roof vent with integrated flyscreen blind (depending on model)
- Large mirrors
- Clothes rail in bathroom
- Flexible railing system with two hooks ²⁵⁾
- Bathroom with separate shower ²⁸⁾



SOFT FURNISHING

- Soft furnishing Terra (brown)
- Soft furnishing Arctica (grey)

BASIC PAKET SEMI-INTEGRATED & OVERCAB + 29 kg*

Electric and heated mirrors

Radio pre-wiring including speakers

Radio aerial integrated in mirror

Height-adjustable passenger seat

Panoramic roof light over lounge area on

Clear glass roof light 40 x 40

Shower cubicle lining

Mirror with indirect lighting and coat hooks

Captain chairs with covers

Additional power outlet in overhead locker above the kitchen unit

Power outlet in the garage

CHASSIS SAFETY PACK + 0.5 kg*

Brake assistant with pedestrian and cyclist detection

Lane Assist

Rain and light sensor

Traffic sign and high beam detection

CHASSIS EASY DRIVING PACK + 0.3 kg*

Adaptive cruise control

Intelligent speed detection

Fatigue detection

All footnotes, see page 44–47.



* INFO

The factory installation of optional equipment increases the actual mass of the vehicle and reduces the pay-mass. The additional weight indicated for packages and optional equipment shows the additional weight compared to the standard equipment of the respective model or layout. The total weight of the selected optional equipment must not exceed the manufacturer-specified

mass for optional equipment shown in the model overviews. This is a calculated value for each type and layout that Carado uses to determine the maximum weight available for factory-fitted optional equipment. Detailed information and explanations on the subject of weight can be found in the Legal information section.

STYLE PAKET SEMI-INTEGRATED & OVERCAB + 0 kg*

Leather steering wheel and gear knob in leather trim

Instrument panel with applications (Techno-Trim)

Gloss black radiator grill with chrome strips

BASIC PAKET INTEGRATED + 39.5 kg*

Radio pre-wiring with loudspeakers and roof antenna

Height-adjustable passenger seat

Panoramic roof light over lounge area

Clear glass roof light 40 x 40

Shower cubicle lining

Mirror with indirect lighting and coat hooks

Pilot seats with covers

Additional power outlet in overhead locker above the kitchen unit

Power outlet in the garage

Driver's cab door left

Clear glass roof light 40 x 40 (above pull-down bed)

STYLE PAKET INTEGRATED + 0 kg*

Leather steering wheel and gear knob in leather trim

Instrument panel with applications (Techno-Trim)

Front design application

▲ Not yet known at the time of publication



* INFO

The factory installation of optional equipment increases the actual mass of the vehicle and reduces the pay-mass. The additional weight indicated for packages and optional equipment shows the additional weight compared to the standard equipment of the respective model or layout. The total weight of the selected optional equipment must not exceed the manufacturer-specified

mass for optional equipment shown in the model overviews. This is a calculated value for each type and layout that Carado uses to determine the maximum weight available for factory-fitted optional equipment. Detailed information and explanations on the subject of weight can be found in the Legal information section.

OPTIONAL EXTRAS

ADDITIONAL WEIGHT*



CHASSIS / BASE VEHICLE

Fiat Ducato 3.500 kg 2.2 Multijet - 103 kW / 140 BHP Euro 6 - 9-speed automatic gearbox	55 kg
Fiat Ducato 3.500 kg - 2.2 Multijet - 130 BHP / 180 PS Euro 6 - 6-speed manuel transmission	20 kg
Fiat Ducato 3.500 kg - 2.2 Multijet - 130 BHP / 180 PS Euro 6 - 6-speed automatic transmission	55 kg
16" steel rims (for light chassis) with wheel trims ³⁾	10 kg
16" alloy wheels ³⁾	8 kg
16" alloy wheels for Maxi-Chassis ⁴⁾	0 kg
Traction+ ³⁰⁾	0.5 kg
90 L fuel tank	13.5 kg
Digital instrument cluster (Only in conjunction with multifunction steering wheel)	0.3 kg
Mobile phone charger (Phonebox) ⁵⁾	0 kg
Automatic cab air conditioning instead of manual control	0 kg
Headlights with black frame ⁶⁾	0 kg
LED Daytime running lights ⁷⁾	0 kg
Fully LED headlights including indicators and LED daytime running lights. ⁸⁾	0 kg
Multifunction steering wheel	0.4 kg



WEIGHT INCREASE

Weight increase to 3,65 t (no chassis modification) *	0 kg
Fiat Ducato Maxi Chassis 4.400 kg - 2.2 Multijet - 130 BHP / 180 PS Euro 6D - 6-speed manuel transmission*	60 kg
Fiat Ducato Maxi Chassis 4.400 kg - 2.2 Multijet - 130 BHP / 180 PS Euro 6 - 9-speed automatic transmission*	55 kg

Please note the information on page 44-47.



* INFO

The factory installation of optional equipment increases the actual mass of the vehicle and reduces the pay-mass. The additional weight indicated for packages and optional equipment shows the additional weight compared to the standard equipment of the respective model or layout. The total weight of the selected optional equipment must not exceed the manufacturer-specified mass

	T135	T338	T447	T448	T449	T459	A132	A361	A464	I338	I447	I449
○	○	○	○	○	○	○	○	○	○	○	○	○
-	-	○	○	○	○	○	-	-	○	-	○	○
-	○	○	○	○	○	○	-	-	○	○	○	○
○	○	○	○	○	○	○	○	○	○	○	○	○
○	○	○	○	○	○	○	○	○	○	○	○	○
○	○	○	○	○	○	○	○	○	○	●	●	●
○	○	○	○	○	○	○	○	○	○	○	○	○
○	○	○	○	○	○	○	○	○	○	○	○	○
○	○	○	○	○	○	○	○	○	○	○	○	○
○	○	○	○	○	○	○	○	○	○	-	-	-
○	○	○	○	○	○	○	○	○	○	-	-	-
○	○	○	○	○	○	○	○	○	○	-	-	-
○	○	○	○	○	○	○	○	○	○	○	○	○
○	○	○	○	○	○	○	○	○	○	○	○	○
-	-	○	-	○	-	-	-	-	○	-	○	○
-	-	○	-	○	-	-	-	-	○	-	○	○

● Standard ○ Optional extra ▲ Mandatory - Not possible ▲ Not yet known at the time of publication

for optional equipment shown in the model overviews. This is a calculated value for each type and layout that Carado uses to determine the maximum weight available for factory-fitted optional equipment. Detailed information and explanations on the subject of weight can be found in the Legal information section.

OPTIONAL EXTRAS

ADDITIONAL WEIGHT*



CONVERSION

Cab sunroof	7 kg
Two rear corner steadies	6 kg
2nd external storage door (size depends on layout) ²⁹⁾	3 kg
Insulated waste water tank	8 kg
Framed windows	5 kg
High-level rear light cluster	4 kg



COMFORT

Bed conversion single to double bed	5 kg
Bed conversion for seating area 2) ³¹⁾	5 kg
Pull-down bed with Clima-Plux elements	44 kg
5th seat on side bench with seat belt * ²⁶⁾	15 kg
Wooden duckboard for the shower tray	2 kg
Carpet	5 kg
Foldable window blinds	7.5 kg
Safety Pack: 2 headrests and 2 lap belts on bench against direction of travel (Persons permitted depending on vehicle weight) *	6 kg

Please note the information on page 44-47.



* INFO

The factory installation of optional equipment increases the actual mass of the vehicle and reduces the pay-mass. The additional weight indicated for packages and optional equipment shows the additional weight compared to the standard equipment of the respective model or layout. The total weight of the selected optional equipment must not exceed the manufacturer-specified mass

T135 T338 T447 T448 T449 T459 A132 A361 A464 I338 I447 I449

○	○	○	○	○	○	-	-	-	-	-	-
○	○	○	○	○	○	○	○	○	○	○	○
-	○	○	○	●	●	○	○	○	○	○	●
○	○	○	○	○	○	○	○	○	○	○	○
○	○	○	○	○	○	○	○	○	○	○	○
○	○	○	○	○	○	○	○	○	○	○	○
-	○	○	○	-	-	-	-	-	○	○	-
-	-	○	○	○	○	-	●	●	-	○	○
-	○	○	○	○	○	-	-	-	●	●	●
-	-	○	○	○	-	-	-	-	-	○	○
○	○	○	○	○	○	○	○	○	○	○	○
○	○	○	○	○	○	○	○	○	○	○	○
○	○	○	○	○	○	○	○	○	-	-	-
-	-	-	-	-	-	-	○	○	-	-	-

● Standard ○ Optional extra ▲ Mandatory - Not possible ▲ Not yet known at the time of publication

for optional equipment shown in the model overviews. This is a calculated value for each type and layout that Carado uses to determine the maximum weight available for factory-fitted optional equipment. Detailed information and explanations on the subject of weight can be found in the Legal information section.

Footnotes

- 1 Before driving, please ensure that the fresh water tank does not contain more than 20 l.
- 2 The water ingress warranty conditions of Carado GmbH apply.
- 3 Not in conjunction with 9-speed automatic transmission.
- 4 Only in conjunction with 9-speed automatic transmission and/or Maxi Chassis.
- 5 Only in conjunction with automatic air conditioning.
- 6 Only in conjunction with the Style Package.
- 7 Not in conjunction with full LED headlights.
- 8 Only in conjunction with headlights on black frames.
- 9 When a trailer hitch is fitted, the mass in running order changes, which may also change the maximum permissible number of persons. Towing mass for ascents not over 12% gradient.
- 10 With Maxi-Chassis 3,000 / 750 kg.
- 11 If chassis colour Aluminio Gray, Fer Gray or Black is ordered, then the option "Bumper painted" is a mandatory option.
- 12 In combination with Maxi Chassis the bumper cannot be painted.
- 13 As of autumn production 2022.
- 14 Not in conjunction with Safety Pack.
- 15 When ordering the option bed conversion of the seating area on the V132, please note that the wardrobe in living room is replaced with a side seat incl. overhead locker.
- 16 Not for Integrated models.
- 17 For T447, T449, I447, I449.
- 18 Except T447, T449, T459, I447, I449, A361, A464.
- 19 Except T459.
- 20 Except T338, I338.
- 21 In A132, T448, T338 and I338.
- 22 For T447, T449, T459, I447, I449.
- 23 In T135.
- 24 Except T135.
- 25 Except T338, T448, I338, A132, A361, A464.
- 26 When ordering the option "5th seat on side bench seat with seat belt", the storage compartment flap inside is omitted. An optional 5th seat must be taken into account when calculating the minimum payload and the mass of the passengers as a regular seat. In order for you to receive the 5th seat, it must be ensured that the minimum payload is still maintained and that all other legal mass values are complied with. Please feel free to contact our trade partners for detailed information.
- 27 Overcab.
- 28 In A361 and A464.
- 29 Lower window will be omitted on A361.
- 30 For Integrated models.
- 31 When ordering the option bed conversion of the seating area in the integrated unit the bed entrance is via the side bench.

GENERAL INFORMATION

The information regarding delivery, appearance, performance, dimensions of the vehicles correspond to the existing knowledge at the date of printing and to the European homologation regulations. These may change by the time the vehicle is purchased or delivered.

Price list Carado motorhomes version 08 / 2022, prices valid from 01.08.2022. With the issue of this technical data, all previous price lists and brochures are no longer valid.

The water ingress warranty conditions of Carado GmbH apply.

The copyright is owned by Carado GmbH. When quoting prices and technical data, any printing errors and mistakes are reserved.

Contact

Carado GmbH
Ölmühlestraße 6
88299 Leutkirch

Phone +49 7561 9097 300
Fax +49 7561 9097 400

info@carado.com
www.carado.com

A company of the
Erwin Hymer Group.

CONFIGURE YOUR DREAM VEHICLE:



www.carado.com/configurator_en

LEGAL INFORMATION ON WEIGHT-RELATED INFORMATION

The weight specifications and tests for motorhomes are uniformly regulated throughout the EU in EU Implementing Regulation No. 2021/535 (until June 2022: EU Implementing Regulation No. 1230/2012). We have summarised and explained the key terms and legal requirements from this regulation for you below. Our dealers and the Carado configurator on our website offer you additional assistance in configuring your vehicle.

1. TECHNICALLY PERMISSIBLE MAXIMUM LADEN MASS

The technically permissible maximum laden mass of the vehicle (e.g. 3,500 kg) is a mass specification set by the manufacturer which the vehicle must not exceed. Information on the technically permissible maximum laden mass of the model you have chosen can be found in the technical data. If the vehicle exceeds the technically permissible maximum laden mass in everyday driving, this constitutes an administrative offence which may result in a fine.

2. MASS IN RUNNING ORDER

In simple terms, the mass in running order is the basic vehicle with standard equipment plus a legally fixed standard weight of 75 kg for the driver. This essentially includes the following items:

- the unladen weight of the vehicle together with the bodywork, including operating fluids such as greases, oils and coolants;
- the standard equipment, i.e. all equipment items that are included as standard in the factory-fitted scope of delivery;
- the fresh water tank filled to 100% in driving mode (driving fill according to manufacturer's specifications; 20 litres) and an aluminium gas cylinder filled to 100% with a weight of 16 kg;
- the fuel tank, which is 90% full, including fuel;
- the driver, whose weight – regardless of the actual weight – is generally specified as 75 kg in accordance with EU law.

Information on the mass in running order can be found for each model in our sales documents. It is important to note that the value for mass in running order given in the sales documents is a default value determined in the type-approval procedure and verified by the authorities. It is legally permissible and possible for the mass in running order of the vehicle delivered to you to deviate from the nominal value stated in the sales documents. The legally permissible tolerance is $\pm 5\%$. In this way, the EU legislator accounts for the fact that certain fluctuations in the mass in running order occur due to variations in the weight of supplied parts as well as due to processes and weather conditions. These weight deviations can be illustrated by means of an example calculation:

- Mass in running order acc. to sales documents: 2,850 kg
- Legally permissible tolerance of $\pm 5\%$: 142.50 kg
- Legally permissible range of mass in running order: 2,707.50 kg to 2,992.50 kg

The specific range of permissible weight deviations can be found for each model in the technical data. Carado makes great efforts to reduce weight variations to the minimum that is unavoidable for production reasons. Deviations at the upper and lower end of the range are therefore very rare; however, they cannot be completely ruled out technically, even with all optimisations. The real weight of the vehicle and compliance with the permissible tolerance is therefore checked by Carado by weighing each vehicle at the end of the line.

3. MASS OF THE PASSENGERS

The mass of the passengers is set a standard value of 75 kg for each seat provided by the manufacturer, regardless of the actual weight of the passengers. The mass of the driver is already included in the mass in running order (see no. 2 above) and is therefore not included again. In the case of a motorhome with four permitted seats, the mass of the passengers is therefore $3 \cdot 75 \text{ kg} = 225 \text{ kg}$.

4. OPTIONAL EQUIPMENT AND ACTUAL MASS OF THE VEHICLE

Optional equipment (also: additional equipment) includes, according to the legal definition, all optional equipment parts not included in the standard equipment which are fitted to the vehicle under the responsibility of the manufacturer – i.e. ex works – and can be ordered by the customer (e.g. awning, bicycle or motorbike carrier, satellite system, solar system, oven, etc.). Information on the individual or package weights of the optional equipment that can be ordered can be found in our sales documents. Optional equipment in this sense does not include other accessories that are retrofitted by the dealer or you personally after the vehicle has been delivered ex works. The mass of the vehicle in running order (see no. 2 above) and the mass of the optional equipment fitted to a specific vehicle at the factory are together referred to as the actual mass. You will find the corresponding information for your vehicle after handover under item 13.2 of the Certificate of Conformity (CoC). Please note that this specification also represents a standardised value. Since the mass in running order – as an element of the actual mass – is subject to a legally permissible tolerance of $\pm 5\%$ (see no. 2), the actual mass may also deviate accordingly from the stated nominal value.

5. PAY-MASS AND MINIMUM PAY-MASS

The installation of optional equipment is also subject to technical and legal limits: Only so much optional equipment can be ordered and fitted at the factory that sufficient free weight remains for baggage and other accessories ("pay-mass") without exceeding the technically permissible maximum laden mass. The pay-mass is calculated by subtracting the mass in running order (nominal value according to sales documents, see no. 2 above), mass of the optional equipment and the mass of the passengers (see no. 3 above) from the technically permissible maximum laden mass (see no. 1 above). The EU regulations stipulate a fixed minimum pay-mass for motorhomes, which must remain as a minimum for baggage or other non-factory-fitted accessories. This minimum pay-mass is calculated as follows: Minimum pay-mass in kg $\geq 10 \cdot (n + L)$

Where: "n" is the maximum number of passengers plus the driver and "L" is the overall length of the vehicle in metres.

For a motorhome with a length of 6 m and 4 approved seats, the minimum pay-mass is therefore e.g. $10 \text{ kg} \cdot (4 + 6) = 100 \text{ kg}$.

To ensure that the minimum pay-mass is maintained, there is a maximum combination of optional equipment that can be ordered for each vehicle model. In the above example with a minimum pay-mass of 100 kg, the total mass of optional equipment for a vehicle with four permitted seats and a mass in running order of 2,850 kg should not exceed 325 kg:

3.500 kg	technically permissible maximum laden mass
– 2.850 kg	mass in running order
– 3 · 75 kg	mass of the passengers
– 100 kg	minimum pay-mass
= 325 kg	maximum permissible mass of optional equipment

It is important to note that this calculation is based on the default value for mass in running order as defined in the type-approval procedure, without taking into account the permissible weight deviations for mass in running order (see no. 2 above). If the maximum permissible value for the optional equipment of (in the example) 325 kg is almost or completely exhausted, an upward weight deviation can therefore result in the minimum pay-mass of 100 kg being met mathematically using the default value for the mass in running order, although in fact there is no corresponding load capacity. Here, too, an example calculation for a vehicle with four seats, whose real weighed mass in running order is 2% above the nominal value:

3.500 kg	technically permissible maximum laden mass
– 2.907 kg	real weighed mass in running order (+ 2% compared to the stated value of 2,850 kg)
– 3 · 75 kg	mass of the passengers
– 325 kg	optional equipment (maximum permissible value)
= 43 kg	actual load capacity (< minimum pay-mass of 100 kg)

In order to avoid such a situation, Carado further reduces the maximum permissible weight of the total optional equipment that can be ordered on a model-specific basis. The limitation of optional equipment is intended to ensure that the minimum pay-mass, i.e. the legally prescribed free mass for baggage and retrofitted accessories, is actually available for the vehicle load capacity of the vehicles delivered by Carado.

Since the weight of a specific vehicle can only be determined when it is weighed at the end of the line, in very rare cases a situation may arise in which the minimum pay-mass at the end of the line is not guaranteed, despite this limitation of optional equipment. In order to guarantee the minimum pay-mass even in these cases, Carado will check together with your trade partner and you before delivery of the vehicle whether, for example, the vehicle is loaded up, seats are reduced or optional equipment is removed.

6. EFFECTS OF TOLERANCES OF THE MASS IN RUNNING ORDER ON THE PAY-MASS

Regardless of the minimum pay-mass, you should note that unavoidable production-related fluctuations in the mass in running order – both upwards and downwards – have a mirror-image effect on the remaining load capacity: If you order our example vehicle (see no. 3. above), for example, with optional equipment with a total weight of 150 kg, the calculated pay-mass based on the default value for the mass in running order is 275 kg. The load capacity actually available may deviate from this value due to tolerances and may be higher or lower. If the mass in running order of your vehicle is, for example, permissibly 2% higher than stated in the sales documents, the load capacity is reduced from 275 kg to 218 kg:

3.500 kg	technically permissible maximum laden mass
– 2.907 kg	real weighed mass in running order (+ 2% compared to the stated value of 2,850 kg)
– 3 · 75 kg	mass of the passengers
– 150 kg	optional equipment ordered for the specific vehicle
= 218 kg	Actual load capacity

As a precaution to ensure that the calculated pay-mass is actually given, you should therefore take the possible and permissible tolerances for the mass in running order into account when configuring your vehicle.

We also recommend that you weigh the laden motorhome on a non-automatic scale before each journey and, taking the individual weight of the passengers into account, determine whether the technically permissible maximum laden mass and the technically permissible maximum mass on the axle are observed.

**SIMPLY.
CLEVER.
TRAVEL.**