



Norrland soul

Our Norrland heritage is part of Polar's DNA. In the cold and the harsh climate, you cannot do things by halves. Materials have to withstand prolonged freezing temperatures, and vehicles have to cope with endless roads covered with snow and slush. Every caravan is subjected to a thorough quality test before it goes to the buyer, and carries a 7-year water-tightness guarantee. That's why the caravans from Dorotea proudly display the words "Made in Norrland".

POLARVAGNEN.SE/EN



POLAR 2023

POLARVAGNEN.SE/EN



ALWAYS IN STYLE

CONTENTS


● OUR MODELS

● FITTINGS

● ABOUT POLAR

8

All year round with Polar



For safety's sake.
Where the climate is
harsh and the roads are
long, that's where we
build Polar caravans.

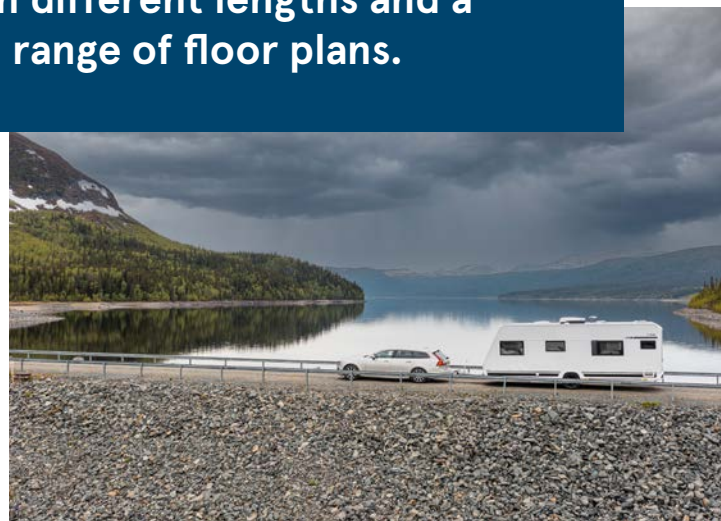
16 Our models



Feel right at home.
You choose the
equipment and
fittings in the
caravan.

CHOOSE YOUR STYLE OF TRAVEL.


Polar caravans are available in
seven different lengths and a
wide range of floor plans.



Contents	02
Always in step with the times	05
New from Polar 2023	13
Which caravan should I choose?	14
Our models	16
Floor plans	33
Equipment series	40
Fabrics and materials	50
Genuine craftsmanship never goes out of style	58
A Polar will give you pleasure all year round	60
Warranties	62

58

Norrland
soul



Always in step with the times

Whether you travel to discover new places or to revisit familiar haunts, we are happy to be there with you. When you turn into the same gravel track for the seventh year in a row, when you catch sight of the mountain tops on the horizon, or when the children make new friends in their first summer on the campsite.

Since we started up almost 60 years ago, we have been making life easy, safe and comfortable. One caravan at a time, in a sustainable and responsible way. Each caravan is built to order, so we make no more or less than we need to. Every caravan passes through the same bespoke process, to ensure that you get exactly what you want. A caravan to love and to use for many years.

Come in and find the latest in holiday luxury – your second home and trusted partner on the road.

MADE
IN
NORR
LAND





Live the way you want all year round with Polar

Every season has its own special charm. With a caravan produced in the world's northernmost factory, you can take your home to forests, snow and sunsets. To all those experiences that put a shine on life at home and on holiday. Take your car, open the door and enjoy the view.

A PREMIUM CARAVAN BUILT TO LAST

The stability of the caravans, the care we take in making them and the quality of the materials we use mean that 80% of all Polar caravans produced since 1964 are still on the road.

STABLE ON ANY ROAD

The lavish design, with the most rigid bodywork on the market, provides for a safe ride all year round, on all kinds of road surfaces. One of our secrets is that the plywood floor is fitted with special reinforcing panels.

UNIQUE CERTIFICATE TO PROTECT YOUR LICENCE

Polar caravans have the highest approved loaded weights on the market. Every caravan is also weighed individually and has its own unique kerb weight on a certificate. Polar is the only caravan manufacturer to do this. In a weight check, you won't risk losing your driving licence if the caravan weighs more than the approximate weight shown on a standard certificate.

UNBEATABLE INTERIOR COMFORT

Polar's unique construction and insulation methods make the caravan fantastically water-tight. Polar caravans have the thickest wall and floor insulation on the market – up to 44 mm EPS. It can withstand cold, heat and noise outside the caravan. Together with the well-designed ventilation system, it provides for a pleasant indoor climate all year round.





Polar 2023 gives even more space for quality of life

Polar design stands out for the way it reflects the Scandinavian lifestyle. You should be able to use the caravan in all seasons, and this places great demands on quality and comfort – day and night. For example, we put the seating groups at the front, where there is plenty of light and generally a nicer view. We also know how important the kitchen is for it to feel easy to travel and pleasant when the caravan is parked. So you never need to compromise, and you can cook meals from scratch with good equipment.

For 2023, Polar is placing great emphasis on the fittings and raising both design and function to a new level. For example, the lighting is now improved and better adapted to the way it is used in different places inside. And if you want to display style and taste, there are now completely new materials, fabrics and colours to choose from, to make your caravan just the way you want it. So turn the pages and prepare to be inspired!



Step by step to new experiences

How do you want to live life with your caravan? In simple terms, you could say that a smaller caravan will suit frequent travellers while a bigger one is better for extended stays. So dream big and think about what you really want and need when you start to plan your new caravan.

1 Choose model

How big a caravan do you need? The best way is to start from how many people will usually be sleeping in it, and plan around the number of beds.

2 Choose floor plan

Do you want a big bed and a small kitchen, or the other way round? Consider how you will be using the private and social spaces in the caravan, and prioritise whatever is important to you.

3 Choose equipment

What is most important in the caravan? Polar models come in four series with different contents and equipment levels, with a basic design and add-ons to suit everyone.

4 Choose material

Should it feel like home? Decide on the colours you want for the interior fabrics, carpet and splash guard so the caravan feels right for you.



Which caravan should I choose?

It all depends on how much life has to fit into the caravan. How many people are going to live and sleep in it? And do you want to receive guests? To make the choice a little easier, the different floor plans are divided into four categories: single beds, double bed, flexible and family. You can see what floor plans are available for each caravan on the following pages.



520 Compact but complete



Its smart floor plan makes our smallest caravan both spacious and well-equipped. The Polar 520 runs smoothly on the windiest roads and is easy to park.

Living area:	12.1 m ²
Internal length:	507 cm
External length with towbar:	717 cm

650 Secure on one axle



Polar's biggest single-axle caravan has room for everybody. Young families will appreciate the option of a children's room with bunk beds, but you can also opt for a luxurious bathroom across the full width of the caravan.

Living area:	15.4 m ²
Internal length:	647 cm
External length with towbar:	855 cm

560 Popular favourite



If you think 'just right' is best, you're not alone. Our most popular model offers several different floor plans to choose from, including beds for everyone or an extra spacious kitchen.

Living area:	13.4 m ²
Internal length:	563 cm
External length with towbar:	771 cm

680 Lots of options



Depending on the floor plan, you can choose to have an extra seating group for those who want peace and quiet, an extra spacious and practical kitchen, or a big bathroom – or perhaps a bedroom that feels separate from the living area.

Living area:	16.1 m ²
Internal length:	675 cm
External length with towbar:	879 cm

590 Flexibility for the family



The Polar 590 can be a luxury home for two or the perfect place for a large family, with up to five beds. You can go for a children's bedroom, an extra large bathroom or an inviting angle kitchen.

Living area:	14.1 m ²
Internal length:	591 cm
External length with towbar:	799 cm

730 A second home for long stays



It's always good to have plenty of storage, especially if you're going to be away for a while. With its well-proportioned spaces, this caravan is the established favourite for long stays. Here you can live comfortably whichever floor plan you choose.

Living area:	17.4 m ²
Internal length:	731 cm
External length with towbar:	934 cm

620 Flexible, with smart storage



A large caravan that is easy to tow behind your car despite its size. Many different floor plans with smart storage spaces so you can easily take all you need for adventures on the ski slopes, fishing trips or trips to the beach.

Living area:	14.7 m ²
Internal length:	619 cm
External length with towbar:	827 cm





12.1
M²

2-3
BEDS

520

COMPACT BUT COMPLETE

The 520 is Polar’s smallest caravan and perfect for the smaller family or lone traveller. Its smart floor plan makes it both spacious and well-equipped. A big advantage is its manoeuvrability when it comes to parking, of course. The 520 can fit even into tight

spaces. If you plan to drive up windy mountain roads or off the beaten track, it’s reassuring to have this caravan behind you. The 520 is available with three of Polar’s four equipment series, and you choose the fabric colours yourself.

Living area	Internal length	External length with towbar	External width	A-measurement
12.1 m ²	507 cm	717 cm	251 cm	962 cm

Kerb weight 1450–1470 kg | Total weight 1700–2000 kg | Single axle

Floor plans

520 FD
Bed 195 x 144/122 cm
Seating group 160/132 x 225 cm

520 FW
Bed 195 x 144/122 cm
Seating group 160/132 x 225 cm





13.4
M²

2-5
BEDS

560

POPULAR FAVOURITE

This is Polar’s most popular model, and is perfectly suited to two people who want a comfortable, reasonably-sized caravan. It is well suited for travelling around and is easy to park. The 560 is a good choice if you want a slightly more active holiday and to visit

several places. Among the floor plans, you can choose to prioritise berths or opt for an extra spacious kitchen with plenty of worktop space. Remember that the sofa can always be made up into extra berths if the teenagers in the family decide to come along.

Living area	Internal length	External length with towbar	External width	A-measurement
13.4 m ²	563 cm	771 cm	251 cm	1018 cm

Kerb weight 1540–1575 kg | Total weight 1700–2000 kg | Single axle

Floor plans

560 FD
Bed 195 x 144/122 cm
Seating group 160 x 225 cm

560 S
Bed 2 x 195 x 88.5 cm
Seating group 160/132 x 225 cm

560 FWA
Beds 195 x 144/122 cm
Seating group 160 x 225 cm



14.1
M²

2-5
BEDS



590

FLEXIBILITY FOR THE FAMILY

The 590 is very flexible and can be adapted perfectly to your needs. If there are just two of you, it makes a luxury home with a huge amount of space. If your family is slightly larger, up to five people can find room to settle down together. A feature that is really

appreciated by young families is the children’s room option with bunk beds to make a cosy nook for the little ones. The 590 is perfect for the family that wants a largish caravan to travel around in.

Living area	Internal length	External length with towbar	External width	A-measurement
14.1 m ²	591 cm	799 cm	251 cm	1046 cm

Kerb weight 1560–1600 kg | Total weight 1800–2000 kg | Single axle

Floor plans

590 BFW
Bed 195 x 134/112 cm
Seating group 160/132 x 225 cm

590 BS
Beds 2 x 195 x 88.5 cm
Seating group 160/132 x 225 cm

590 FD
Bed 195 x 144/122 cm
Seating group 160 x 225 cm

590 FWA
Bed 195 x 144/122 cm
Seating group 188/160 x 225 cm

590 FWC
Bed 195 x 134/112 cm
Child’s bed 194 x 62.5 cm
Seating group 160/132 x 225 cm

590 S
Beds 2 x 195 x 88.5 cm
Seating group 160/132 x 225 cm



14.7
M²

2-5
BEDS



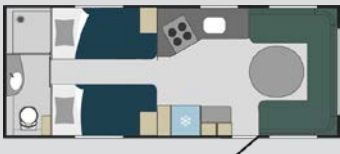




620 FLEXIBLE, WITH SMART STORAGE

The 620 is a slightly larger caravan which comes in many different floor plans. With its wardrobes and smart storage spaces, it is just right for the family that wants to stay in one place for a while, because

you can take everything you need for a trip to the ski slopes, fishing in the autumn or a beach holiday by the coast. Although the 620 is a slightly bigger caravan, it is comfortable to tow behind your car.

Living area	Internal length	External length with towbar	External width	A-measurement
14.7 m ²	619 cm	827 cm	251 cm	1074 cm

Kerb weight 1580-1670 kg | Total weight 1800-2000 kg | Single axle

Floor plans		
 620 BSA NEW Beds 2 x 195 x 88.5 cm Seating group 160/132 x 225 cm	 620 BFWA Bed 195 x 134/112 cm Seating group 160 x 225 cm	 620 BQD Bed 195,5 x 140 cm or electric bed 200 x 140 cm Seating group 160/132 x 225 cm
 620 FWCA Bed 195 x 134/112 cm Child's bed 194 x 62.5 cm Seating group 160 x 225 cm	 620 SA Beds 2 x 195 x 88.5 cm Seating group 160 x 225 cm	



15.4
M²

2-5
BEDS



650


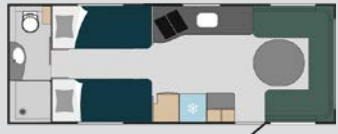



SECURE ON ONE AXLE

The 650 is Polar’s largest single-axle caravan, with a living area of just over 15 square metres. You can have up to five beds or the luxury of an extra seating group. You can also opt for a fabulous large bathroom across

the full width of the caravan, or a pleasant angle kitchen to make cooking easier. For more separation between the bedroom and the living area, you could try fitting the double bed in sideways.

Living area	Internal length	External length with towbar	External width	A-measurement
15.4 m ²	647 cm	855 cm	251 cm	1102 cm

Kerb weight 1660–1700 kg | Total weight 1900–2000 kg | Single axle

Floor plans		
 <p>650 BQDA Bed 195,5 x 140 cm or electric bed 200 x 140 cm Seating group 160 x 225 cm</p>	 <p>650 BSA Beds 2 x 195 x 88.5 cm Seating group 160/132 x 225 cm</p>	 <p>650 FDC Bed 195 x 144/122 cm Children’s beds 193.5 x 81 cm Seating group 160/132 x 225 cm</p>
 <p>650 FDX Bed 195 x 144/122 cm Seating group 160/132 x 225 cm Dinette 195 x 85 cm</p>	 <p>650 BFWA Bed 195 x 134/112 cm Seating group 160/132 x 225 cm</p>	





16.1
M²

2-5
BEDS

680


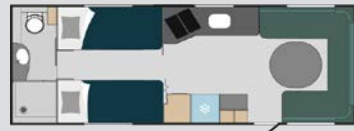



LOTS OF OPTIONS

The 680 is a really nice caravan if you want to stay in one place through the summer or winter. This model is very flexible and you have several different floor plans to choose from, depending on how many you are and how you want to use the space. Young families may go

for nice bunk beds with curtains. If you like cooking your meals from scratch, an extra spacious and functional kitchen is another option. You can also have a big bathroom across the whole width of the caravan.

Living area	Internal length	External length with towbar	External width	A-measurement
16.1 m ²	675 cm	879 cm	251 cm	1130 cm

Kerb weight 1780-1830 kg | Total weight 2650 kg | Tandem axle

Floor plans		
		
680 BQDA Bed 195,5 x 140 cm or electric bed 200 x 140 cm Seating group 188/160 x 225 cm	680 BSA Beds 2 x 195 x 88.5 cm Seating group 188/160 x 225 cm	680 FDC Bed 195 x 144/122 cm Children's beds 186 x 81 cm Seating group 160 x 225 cm
		
680 FDX Bed 195 x 144/122 cm Seating group 160 x 225 cm Dinette 187 x 85 cm	680 QA Bed 200x140 cm (electric) Seating group 160x225 cm	





17.4
M²

2-6
BEDS

730

A SECOND HOME FOR LONG STAYS

This is the perfect caravan if you intend to keep it parked for some time, perhaps for a whole season in the mountains or on a summer camp site. The 730 has plenty of space for ski boots and winter clothes, or anything else you might need. The caravan really is

a second home where you can live comfortably with well-proportioned spaces and creature comforts. Among the floor plans, you can choose a children's room with bunk beds, for example, so the kids have a cosy little den to be in.

Living area	Internal length	External length with towbar	External width	A-measurement
17.4 m ²	731 cm	934 cm	251 cm	1186 cm

Kerb weight 1900-1930 kg | Total weight 2650 kg | Tandem axle

Floor plans



730 BFDC
Bed 195 x 144/122 cm
Children's beds 193.5 x 81 cm
Seating group 188/132 x 225 cm



730 BFWA
Bed 195 x 134/112 cm
Seating group 188/160 x 225 cm



730 BQDA
Bed 195,5 x 140 cm
or electric bed 200 x 140 cm
Seating group 188/160 x 225 cm



730 BSA
Beds 2 x 195 x 88.5 cm
Seating group 188/160 x 225 cm



730 FDCXA
Bed 195 x 144/122 cm
Children's beds 189.1 x 79.1 cm
Seating group 160 x 225 cm
Dinette 187 x 85 cm



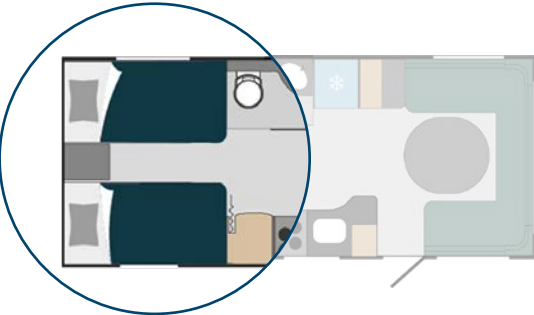
730 QA
Bed 200x140 cm (electric)
Seating group 188/160 x 225 cm





Single beds

If you prefer two permanent single beds (or 'long beds' as they are also called), you should look at these floor plans. You can have separate beds in most of the caravans, and each berth will be by a window. If you want more berths, you can also make up the sofa or choose fold-up beds. Remember that the bathroom and kitchenette may vary between the different caravans.



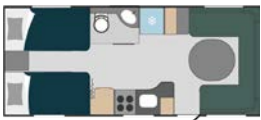
560 S
Beds 2 x 195 x 88.5 cm
Seating group 160/132 x 225 cm



590 BS
Beds 2 x 195 x 88.5 cm
Seating group 160/132 x 225 cm



730 BSA
Beds 2 x 195 x 88.5 cm
Seating group 188/160 x 225 cm



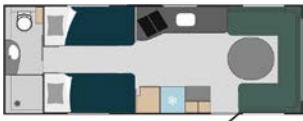
590 S
Beds 2 x 195 x 88.5 cm
Seating group 160/132 x 225 cm



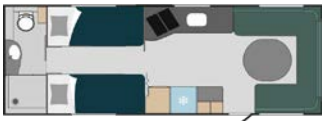
620 SA
Beds 2 x 195 x 88.5 cm
Seating group 160 x 225 cm



620 BSA NEW
Beds 2 x 195 x 88.5 cm
Seating group 160/132 x 225 cm



650 BSA
Beds 2 x 195 x 88.5 cm
Seating group 160/132 x 225 cm



680 BSA
Beds 2 x 195 x 88.5 cm
Seating group 188/160 x 225 cm

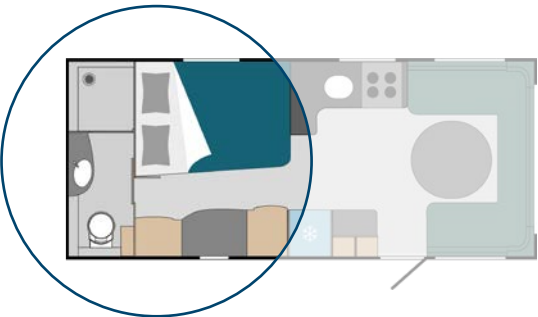
- S: Single beds
F: French bed
Q: Queen bed
B: Bathroom
X: Extra sofa

C: Children's beds
W: Windowside
D: Doorside
A: Angle kitchen

We cannot be held liable for any errors, changes in production or price, local variations, or differences between countries; note also that some pictures may show optional equipment.

Double bed

Polar’s fine big double beds can fit into a wide range of different floor plans. You can place the bed lengthways or sideways and then fit everything else around it. Guest beds are quick and easy to fix by making up the sofas.



- S: Single beds

F: French bed

Q: Queen bed

B: Bathroom

X: Extra sofa
- C: Children’s beds

W: Windowside

D: Doorside

A: Angle kitchen

We cannot be held liable for any errors, changes in production or price, local variations, or differences between countries; note also that some pictures may show optional equipment.



520 FD
Bed 195 x 144/122 cm
Seating group 160/132 x 225 cm

560 FWA
Bed 195 x 144/122 cm
Seating group 160 x 225 cm

590 FWA
Bed 195 x 144/122 cm
Seating group 188/160 x 225 cm

520 FW
Bed 195 x 144/122 cm
Seating group 160/132 x 225 cm

590 BFW
Bed 195 x 134/112 cm
Seating group 160/132 x 225 cm

620 BFWA
Bed 195 x 134/112 cm
Seating group 160 x 225 cm

560 FD
Bed 195 x 144/122 cm
Seating group 160 x 225 cm

590 FD
Bed 195 x 144/122 cm
Seating group 160 x 225 cm

620 BQD
Bed 195.5 x 140/125.5 cm
Seating group 160/132 x 225 cm

650 BFWA
Bed 195 x 134/112 cm
Seating group 160/132 x 225 cm

680 QA
Bed 200x140 cm (electric)
Seating group 160x225 cm

730 QA
Bed 200x140 cm (electric)
Seating group 188/160 x 225 cm

650 BQDA
Bed 195,5 x 140 cm
or electric bed 200 x 140 cm
Seating group 160 x 225 cm

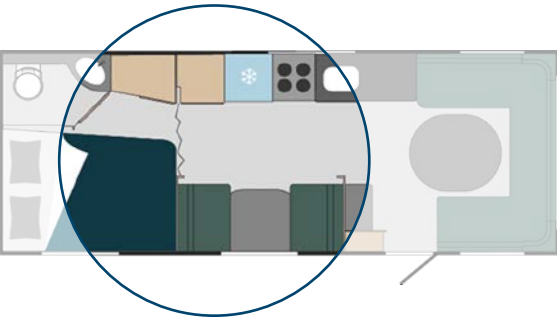
680 BQDA
Bed 195,5 x 140 cm
or electric bed 200 x 140 cm
Seating group 188/160 x 225 cm

730 BQDA
Bed 195,5 x 140 cm
or electric bed 200 x 140 cm
Seating group 188/160 x 225 cm

730 BFWA
Bed 195 x 134/112 cm
Seating group 188/160 x 225 cm

Flexible solution

This is the solution for anyone who wants a flexible caravan with the ability to increase or decrease the number of berths as required. Apart from the permanent beds, you can easily turn seating groups and dinettes (sofas with a table between) into additional berths.



650 FDX
Bed 195 x 144/122 cm
Seating group 160/132 x 225 cm
Dinette 195 x 85 cm



680 FDX
Bed 195 x 144/122 cm
Seating group 160 x 225 cm
Dinette 187 x 85 cm



730 FDCXA
Bed 195 x 144/122 cm
Child's bed 189.1 x 79.1 cm
Seating group 160 x 225 cm
Dinette 187 x 85 cm



The family solution

If you need a caravan adapted to your family's needs, we recommend a children's room option with bunk beds and fold-up beds. There is plenty of room for the whole family and lots of ways to use the rest of the space.



590 FWC
Bed 195 x 134/112 cm
Children's beds 194 x 62.5 cm
Seating group 160/132 x 225 cm



620 FWCA
Bed 195 x 134/112 cm
Children's beds 194 x 62.5 cm
Seating group 160 x 225 cm



650 FDC
Bed 195 x 144/122 cm
Children's beds 193.5 x 81 cm
Seating group 160/132 x 225 cm



680 FDC
Bed 195 x 144/122 cm
Children's beds 186 x 81 cm
Seating group 160 x 225 cm



730 BFDC
Bed 195 x 144/122 cm
Children's beds 193.5 x 81 cm
Seating group 188/132 x 225 cm



730 FDCXA
Bed 195 x 144/122 cm
Children's beds 189.1 x 79.1 cm
Seating group 160 x 225 cm
Dinette 187 x 85 cm



- S: Single beds
F: French bed
Q: Queen bed
B: Bathroom
X: Extra sofa
- C: Children's beds
W: Windowside
D: Doorside
A: Angle kitchen

We cannot be held liable for any errors, changes in production or price, local variations, or differences between countries; note also that some pictures may show optional equipment.

Four series, each with its own advantages

Polar caravans are available in four different series: Edition, Original, Selected and Customized, where each offers its own level of equipment, interior and exterior options and different floor plans. Whichever series you choose, you can be sure of getting a caravan of the very highest

quality, which delivers what it promises and sometimes more. Things that are often options from other manufacturers are part of the basic specification in our caravans. This is to ensure that a Polar caravan can be used all year round in the Nordic climate.



MAKE USE OF TECHNOLOGY

The Polar Connect app gives you wireless control of your caravan. You can turn on the heating, check the state of the battery and control the fridge and lighting. You can see from your mobile whether the caravan is moving and set off the alarm if necessary. Communication with the caravan is mainly via a built-in SIM card which is activated automatically when you create your account in the app.



ALWAYS IN A POLAR CARAVAN

The Polar panel

Built-in DAB FM radio and Bluetooth to control many of the functions in the caravan.

Awning service outlet

All caravans have an awning service outlet on the outside. This comprises two 230 V and 12 V sockets and an outlet cable for a TV aerial and cable TV.

USB socket

There are USB sockets above beds and sofa groups to make it easy to recharge mobiles, airpods and tablets.

Practical extractor fan

Extractor fan and stove with four rings supplied as standard in all Polar caravans.

A good night's sleep

Polar mattresses are among the thickest on the market. They are made in Sweden to Polar's own unique design.

EDITION
ORIGINAL
SELECTED
CUSTOMIZED



EDITION

Fitted out and ready to go! Edition is a very economical series with fixed equipment packages and limited add-on options. The packages include well thought-out and smart choices that make the caravan comfortable without hurting your wallet.

INCLUDED:

KITCHEN	INTERIOR, OTHER	EXTERIOR
4-ring stove	Waste water tank	Electronic TV aerial
Cutlery drawer	Battery, 75Ah	Rims with black detailing
Electric extractor fan	Battery charger	Insulated outer door with window
Fridge/freezer, 170/30 litres	Central boiler switches automatically between electricity and gas	Load space, front right
Waste bin	Circulation pump 12 V, adjustable	Load space, rear
Large window over the worktop	Expansion vessel	LED lighting in load space and gas compartment
Cover for sink	Indoor and outdoor thermometers	Gas leak test
Soft-close drawers	Residual current device	Mud flaps on wheels
BEDROOM	Adjustable underfloor heating/radiator	Corner steadies
230 V socket on headboard	Panna Alde 3030 Compact	Corner steady crank handle
Wardrobe lighting	Polar panel	Tow hitch cover
Mattress, 3 cm	Shoe drier in shoe compartment	Heated drain
Padded headboard	Water heater	Exterior LED lights
Pillows, 68 x 38 cm (2)	Hydronic underfloor heating	Winter connection function
Slatted-base bed	Skylight 50x70 cm	STANDARD IN CHILDREN'S ROOM
Bedside light	Lightly tinted windows, smooth outside, fully adjustable, with blinds and mosquito screens	Curtains for children's bed (2)
SEATING GROUP	Covers and curtains: Lilian	Bedspreads for children's beds (2)
230 V socket	Floor: antique board	Fabric storage pouches for children's beds (2)
Fitted space for TV	Worktop: Light grey tiles	
Loudspeakers (2)		
BATHROOM		
230 V socket		
Skylight in washroom		
Electric swivel cassette toilet		

You can find all the options and technical specifications in Polar's Snabbguide 2023.



590 FD Beds 2 x 195 x 88.5 cm Seating group 160/132 x 225 cm	620 SA Beds 2 x 195 x 88.5 cm Seating group 160 x 225 cm
620 BQD Bed 195,5 x 140 cm or electric bed 200 x 140 cm Seating group 160/132 x 225 cm	620 FWCA Bed 195 x 134/112 cm Children's beds 194 x 62.5 cm Seating group 160 x 225 cm
STANDARD 620 BQD	
Windows 700 x 300 back (3)	
TV shelf and glass cabinet instead of entrance closet	
730 FDCXA Bed 195 x 144/122 cm Children's beds 189.1 x 79.1 cm Seating group 160 x 225 cm Dinette 187 x 85 cm	



S: Single beds	C: Children's beds
F: French bed	W: Windowside
Q: Queen bed	D: Doorside
B: Bathroom	A: Angle kitchen
X: Extra sofa	

We cannot be held liable for any errors, changes in production or price, local variations, or differences between countries; note also that some pictures may show optional equipment.



ORIGINAL

This shows you everything you need and more besides. Original offers a well-equipped basic model for simple caravan living, without compromising on quality. You can be assured of good value, as many things that are included as standard in Original are options from other manufacturers.

INCLUDED:

KITCHEN	INTERIOR, OTHER	EXTERIOR
4-ring stove	Waste water tank	Aluminium rims
Cutlery drawer	Battery, 75Ah	Electronic TV aerial
Electric extractor fan	Battery charger	Insulated outer door
Fridge with freezer compartment	Central boiler switches automatically between electricity and gas	Load space, front right
Waste bins	Circulation pump 12 V, adjustable	LED lighting in load space and gas compartment
Large window over the worktop	Expansion vessel	Gas leak test
BEDROOM	Indoor and outdoor thermometers	Friction coupling
230 V socket on headboard	Residual current device	Awning service
Wardrobe lighting	Adjustable underfloor heating/ radiator	Winter connection
Mattress, 3 cm	Panna Alde 3030 Compact	New Automatic heated drain, 230 V
Padded headboard	Shoe drier in shoe compartment	Lightly tinted windows, smooth outside, fully adjustable, with blinds and mosquito screens
Pillows, 68 x 38 cm (2)	Polar panel	EXTERIOR, OTHER
Slatted-base bed	Water heater	Mud flaps on wheels
Bedside light with USB socket	Hydronic underfloor heating	Corner steadies + crank handle
Adjustable head ends	LED strip lights in windows	STANDARD IN CHILDREN’S ROOM
BATHROOM	Gauges in waste and fresh water tanks	Curtains for children’s bed (2)
230 V socket	Mini Heki skylight	Bedspreads for children’s beds (2)
Skylight in washroom	Ventilation hatch(es)	Fabric storage pouches for children’s beds (2)
Electric swivel cassette toilet		
SEATING GROUP		
230 V socket		
Fitted space for TV		
Loudspeakers (2)		
High corners in front group		
USB sockets in reading lights		

You can find all the options and technical specifications in Polar’s Snabbguide 2023.





SELECTED

Selected is the series for the person who wants a little more. The equipment is carefully chosen and includes extra fine mattresses, a bigger fridge, better sound system and mood lighting. For gold standard caravan living

INCLUDED:

KITCHEN

- Gas oven
- Fridge/freezer, 170/31 litres
- Choice of kitchen wall panel
- Microwave

BEDROOM

- Super de luxe mattresses
- Adjustable head ends
- Pillows, 68 x 38 cm (2)
- Bedside light with USB

SEATING GROUP

- 230 V socket
- Table top, white
- Loudspeaker, rear
- Indirect lighting on side cabinets, front and rear
- Pillows, 40 x 40 cm (2)
- LED wardrobe lighting, underbed drawer
- LED strip lights in windows, front (3)
- Illuminated glass cabinet
- Extension for table
- Polar Connect
- Sub-woofer
- High corner cushions in seating group, front

BATHROOM

- Towel drier
- Mirror

INTERIOR, OTHER

- Loading gauge
- Outer door with window
- Midi Heki skylight
- Mosquito screen

- USB sockets in lights front and rear
- Choice of carpet

- Ventilation hatch(es)

- Shoe drier in shoe compartment

EXTERIOR

- Emblem on top panel at the back and side wall at the front

- LED lighting in load space and compartment

- Gas leak detector

- Extra 12 V circulation pump

- 16" Rims with black detailing

- Gas outlet in compartment

- Load space and compartment, rear

- Tow hitch cover


STANDARD IN CHILDREN'S ROOM

- Curtains for children's bed (2)

- Bedspreads for children's beds (2)

- Fabric storage pouches for children's beds (2)

You can find all the options and technical specifications in Polar's Snabbguide 2023.





CUSTOMIZED

This is Polar’s most luxurious series, with the best of everything. All fittings and equipment are of exclusive design and superb quality. There is also climate control (ACC) and a central vacuum cleaner, and much more. Customized has its own unique look with black design elements.

INCLUDED:

KITCHEN		
Gas oven	LED strip lights in windows, front and rear	Ventilation hatch(es)
Induction hob	SEATING GROUP	Mini Heki, rear
Fridge/freezer, 170/31 litres	Illuminated glass cabinet	Wide range of optional wood finishes
Choice of kitchen wall panel	Extension for table	EXTERIOR
Microwave	Polar Connect	Emblem on headboard at the back and side wall at the front
Mekong base units in kitchen	Sub-woofer	Lighting in load space and compartment
Exclusive kitchen tap	High corners in seating group, front	Gas leak detector
Pillar support	Front shelf with polar bear emblem	Extra 12 V circulation pump
Unique wall panel	Leather cushions	16” matt black rims
BEDROOM	BATHROOM	Gas outlet in compartment wall
Super de luxe mattresses	Towel drier	Gas changeover regulator
Manually adjustable head ends	Mirror	Load space, rear
Pillows, 68 x 38 cm (2)	INTERIOR, OTHER	Customisable floor plan
Bedside light with USB charging	Loading gauge	Smooth plating
Unique headboard	Central vacuum cleaner	Tow hitch cover
SEATING GROUP	Outer door with window	Cityvatten connection
LED strip lighting under seating group	Gas leak detector	
230 V pop-up electric socket	Midi Heki skylight	
Loudspeaker, rear	Climate control (ACC)	
Indirect lighting on side cabinets, front	Mosquito screen	
Pillows, 40 x 40 cm (2)	USB sockets front and rear	
LED wardrobe lighting, underbed drawer	Choice of carpet	
	Choice of fabric/leather	

You can find all the options and technical specifications in Polar’s Snabbguide 2023.



Floor

ANTIQUE BOARD



GREY STONE



Wall panels

DARK GREY TILES



LIGHT GREY TILES



MARBLE





GREY STONE



Quality never goes out of style


Once you have chosen your floor plan and equipment series, it's time to choose colours and design for all of the fittings. These include upholstery, curtains, bedspreads, headboards and floor panels, and splash guards. All Polar caravans, even the basic models are fitted with a fantastic fabric called FibreGuard, which is a unique way

of weaving the fibres together, making the fabric hard-wearing and forgiving. If you want a slightly more luxurious feel, you can choose leather upholstery for the seating group. With your own choice of fabric and materials, it's easy to make the caravan into a home.



Fabric

Now there are even more ways to make the caravan just as you want it. For 2023 we are updating all of the fabrics in the caravans, so you have more materials, colours and designs to choose from for your soft furnishings.



MARGRET



LILIAN





SELMA



ELEONOR









Fine craftsmanship in every caravan

Polar has been making caravans since 1964 and a lot has changed over the years. One thing that has not changed since we started is the craftsmanship, because genuine craftsmanship is synonymous with fine quality. Everything has been thought of and nothing left to chance, and there is a breadth and depth of experience within the company which you can see in every detail. The caravans are built mainly by hand in Dorotea up in Norrland, where the factory has our own carpentry workshop. Every Polar caravan is built to order, so no two are the same. To guarantee quality, the same builder installs all the fittings in your caravan. As the fittings are also built on site, we have full control over the production process and can guarantee the best caravans on the market.





Tested for wind and weather in the climate chamber

It is no accident that Polar caravans are known for being hard-wearing and long-lasting. Every caravan undergoes water-tightness testing in the factory's climate chamber. There it is exposed to 36,000 litres of water and gale-force winds for an hour. During this time, an inspector takes humidity

measurements inside the caravan and ensures that all quality requirements are met. That is why every new Polar caravan comes with a seven-year water-tightness guarantee, and you can rest easy in the knowledge that your caravan will cope with whatever weather comes its way.



All caravans carry a 7-year water-tightness guarantee. In other words, you can feel confident when you buy a Polar caravan.



Every Polar caravan is built to order, so no two are the same. To guarantee quality, the same builder installs all the fittings in your caravan.





WARRANTY

As the owner of a new Polar, you always have a two-year new vehicle warranty and a seven-year water-tightness guarantee. The warranties may differ between countries. For full terms and conditions, visit polarvagnen.se/en or ask an authorised Polar dealer.

AUTHORISED SERVICE WORKSHOPS

The staff in Polar's authorised workshops receive regular training and keep up with the latest innovations and new functions. To preserve your warranty, you need to book an annual inspection with one of them. With the right service at the right time, your Polar caravan will keep going for a long time.

SPARE PARTS

Polar caravans are known for their longevity. As many as 80% of all Polar caravans ever made are still on the road. So there is an unusually plentiful supply of spare parts. The oldest spare parts are now from 1977.

ISO STANDARD

ISO 9001:2015 means that production, sales and after-market processes are quality-assured according to ISO standards. This is entirely in line with Polar's views on quality and service, which have been in place ever since we started up in 1964.



We cannot be held liable for any errors, changes in production or price, local variations, or differences between countries; note also that some pictures may show optional equipment.

