

EN



# ***Concorde***

REISEMOBILE AUS LEIDENSCHAFT



## **LINER CENTURION**

FROM 12 TONS

TECHNICAL INFORMATION 2-2023







# INDEX

STANDARD EQUIPMENT

4

## **LINER**

TECHNICAL DATA  
SPECIAL EQUIPMENT

**16**

**22**

## **CENTURION ATEGO**

TECHNICAL DATA  
SPECIAL EQUIPMENT

**34**

**36**

## **CENTURION ACTROS**

TECHNICAL DATA  
SPECIAL EQUIPMENT

**42**

**48**

# STANDARD EQUIPMENT

CHASSIS	LINER		CENTURION	
	ATEGO	ACTROS	ATEGO	ACTROS
Insulated, soundproofed engine compartment cover	•	•	•	•
Turbo diesel engine Euro VI e with rear drive and twin tyres	•	•	•	•
Automated 8-gear transmission	•	—	•	—
PowerShift 3 automated 12-gear transmission	—	•	—	•
Differential lock for rear axle	•	•	•	•
Traction control system (TCS)	•	•	•	•
Full air suspension with „raising and lowering“ function	•	—	•	—
Full air suspension with lifting and lowering function, rear axle with 4 air bellows	—	•	—	•
Tyres	285 / 70R19,5	355 / 50R22,5	285 / 70R19,5	355 / 50R22,5
Rear axle tyres with traction pattern (mud and snow label)	285 / 70R19,5	315 / 60R22,5	285 / 70R19,5	315 / 60R22,5
Disk brakes on the front and rear axle	•	•	•	•
Dual circuit air brakes	•	•	•	•
Electronically regulated anti-lock braking system (ABS)	•	•	•	•
Electronic stability program (ESP)	•	•	•	•
Attention assistant	—	•	—	•
Engine brake	Optional	Optional	•	•
Active Brake Assist (emergency brake assistant)	•	—	•	—
Active Brake Assist 5	—	•	—	•
Hydraulic supporting jacks system	Optional	Optional	Optional	•
Chassis extension of the supporting jacks at the rear for stability	—	•	—	•
Lane departure warning system with buzzer	•	•	•	•
Cruise control	•	•	•	•
Rain/light sensor	•	•	•	•
Predictive powertrain control (PPC) – satellite-controlled cruise control	—	•	—	•
App control for querying the vehicle data	—	—	—	•
24 V / 150 A alternator including 2 x 45 A charger converter 24 V / 12 V (for charging the body batteries)	•	•	—	—
24 V / 150 A alternator including 2 x 30 A charging converter 24 V / 24 V (for charging the body batteries)	—	—	•	•
Electrical preparation of trailer coupling	•	•	•	•

# STANDARD EQUIPMENT

CHASSIS	LINER		CENTURION	
	ATEGO	ACTROS	ATEGO	ACTROS
Fuel tank	180 l	390 l	180 l	390 l
Driver's cabin air conditioning	•	•	•	•
Daytime running lights	•	•	•	•
Xenon front headlights with headlight cleaning system	—	—	•	I-models
LED main headlights including LED daytime running lights and headlight cleaning system	—	•	—	T-models
Multifunction steering wheel in leather (Liner: Optional)	Optional	Optional	•	•
Height and tilt of steering wheel adjustable	•	•	•	•
Remote control key with keyless start function	—	•	—	•
Dual-tone compressed air horn	Optional	Optional	Optional	•
Self-contained, active dashboard including storage areas	•	—	•	—
Multimedia cockpit with 12" primary and 10" secondary display	—	Optional	—	•
Navigation system with truck software	—	Optional	—	•
Warning triangle, first aid kit, warning light and wheel chock	•	•	•	•
Breakdown kit (fuse box and two safety vests)	•	•	•	•
Stainless steel wheel covers	•	•	•	•
Traffic-sign recognition	—	Optional	—	•
Electric parking brake	—	•	—	•
Mirror cams with black housing instead of exterior mirror with 2 colour displays on the A-pillars	Optional	Optional	Optional	T-models

# STANDARD EQUIPMENT

BODY	LINER		CENTURION	
	ATEGO	ACTROS	ATEGO	ACTROS
Dashboard and dashboard cover in faux leather, bi-colour „Mocca / Vanilla“ upholstery	•	—	•	—
Panorama laminated glass windscreen with metal coating, which filters UV rays and reduces sunshine, as well as noise-control insulation	•	•	•	I-models
Windscreen can be heated while driving	•	•	•	I-models
Electric windscreen sun protection blinds	•	•	•	•
Side windows in driver's cabin with insulation glazing, tinted with pleated shade (can be used to shield the sun while driving) and fly screen, thermally separated frame	•	•	•	I-models
Double-glazed, smoky tinted plastic windows in living room, can be slid open, with pleated shade and fly screen	•	•	—	—
Windows with tinting in privacy black	Optional	Optional	•	—
Real glass window in living room, double-glazed and tinted, can be slid open or closed, pleated shade and fly screen	Optional	Optional	Optional	•
Insulating blinds for windscreen with electrical actuation	•	•	•	I-models
Highly-stable, durable Solidtherm aluminium laminate design	•	•	•	•
Fully-insulated wall connection technology free from thermal bridges with highly-compacted PU solid profiles	•	•	•	•
Slide-out <sup>®</sup> for living room and kitchen, roof and side walls heated (not 990 MT, 990 MI)	—	—	—	•
Completely insulated driver's cabin	•	•	•	I-models
Radiator between insulating blinds and windscreen	•	•	•	I-models
40 mm wall thickness, of which 38 mm is closed-cell RTM rigid foam	•	•	•	•
Walls, roof and underfloor in high-quality aluminium, both inside and out, in sandwich design	•	•	•	•
Smooth outer area, white stove-enamelled	•	•	•	•
Side wall planking in glossy black aluminium Dibond	Optional	Optional	•	—
Side wall planking with black security glass	—	—	Optional	•
Fully accessible roof on either side of the skylights	•	•	•	•
Aluminium roof moulding with rain water channels to reduce staining to the side walls	•	•	•	•
Front made of highly-stable, corrosion-free and non-decomposable fibreglass composite material	•	•	•	I-models
Double floor with tubular space frame	—	—	—	•
Double floor with stiffening frame and bus flap storage system made of glass fibre-reinforced plastic, with aluminium hinge strip with rubber cord <sup>®</sup>	—	—	•	•
Storage space flaps with cast aluminium hinges and low-maintenance, high-quality needle felt on the inside, thermally separated frame	•	•	—	—
Side coverings made of highly-stable, corrosion-free and non-decomposable fibreglass composite material	•	•	•	•
Central locking system for sensor-controlled bus flaps with LED feedback in the dashboard	—	—	•	•
Glass fibre rear wall in sandwich design with PU foam core and roof spoiler	•	•	•	•



# STANDARD EQUIPMENT

BODY	LINER		CENTURION	
	ATEGO	ACTROS	ATEGO	ACTROS
Heated double floor, approx. 470 mm high, accessible at side through outer flaps	•	•	•	•
Heavy-duty rollers at the rear	•	•	•	•
Sandwich under and in-between floor with 40 or 30 mm thick RTM foam, total floor insulation 70 mm	•	•	•	•
Rear axle wheelhouse in fully-insulated sandwich design	•	•	•	•
Illuminated rear garage with left and right garage doors (not car garage models) and lashing rails	•	•	•	•
Rear garage door with Concorde "lift-up" system® with hydraulic drive for opening and closing the rear flap (for G models only)	Optional	Optional	•	•
Alternative control function of the garage flap, winch and garage lighting via smartphone app	—	—	•	•
Rear garage floor with rippled aluminium plate cladding	•	•	•	•
Illuminated rear garage, with vehicle ramps, winch, lashing rails and rear garage door (for G models only)	•	•	•	•
Inside illuminated entrance step, heated	•	•	•	•
External electric retractable entrance step with safety switch and lighting	•	—	•	—
Outside entrance step® with hydraulic rotation, with safety switch and lighting	—	•	—	•
Entry door with window	•	•	•	•
King-size "Security Plus" entry door with combination safety lock, radio remote control and key emergency switch, "Interstop" door security	•	•	•	•
Fly screen for entrance door	•	•	•	•
Luxury driver's cabin suspension seats, air suspension with lumbar support and seat heating	•	•	•	•
„Privacy" front privacy blinds (variable visual protection from bottom to top)	•	•	•	I-models
External coach mirror (long) with wide angle, electrically heated, adjustable	•	•	•	I-models
Front mirror for external coach mirror	Optional	Optional	•	I-models
Coach style windscreen wiper system	•	•	•	I-models
2 x double USB charging socket	•	•	•	•

# STANDARD EQUIPMENT

LIVING ROOM / BEDROOM	LINER		CENTURION	
	ATEGO	ACTROS	ATEGO	ACTROS
<b>Furniture flaps and doors:</b>				
- Jatoba Brilliant (foiling on both sides) with handle bars in stainless steel look on the furniture flaps	•	•	—	—
- Furniture line in Atlas cedar with sunken pilaster strips in stainless steel look on the front of the furniture	Optional	Optional	•	•
<b>Slide-out living (not 990 MI, 990 MT)</b>				
Glass fibre-reinforced plastic composite outer walls with 38 mm insulation				
Ceiling and side walls can be electrically heated to defrost the rubber seals				
Circumferential pneumatic seal connected to compressed air system, vacuum pump	—	—	—	•
Mechanical seal in drive position for dust and spray water protection with patented drop water channel				
Slide-out with hydraulic drive				
Even living room floor from dashboard to the rear bed	•	•	•	•
Wall and ceiling covering with sound-absorbing mesh structure	•	•	•	•
Floor covering in yacht-style	•	•	•	—
"Amtico" floor covering in yacht-style	—	—	Optional	•
Ergonomic sitting area, high-quality textile / microfibre upholstery with zips (body), including driver's cabin seats	•	•	—	—
Ergonomic comfort lounge with a pull-out comfort seat on the driver's side and two pull-out comfort seats on the passenger's side, leather upholstery with zippers (body), also with the driver's cab seats including colour-coordinated Concorde collection	—	—	•	—
Multi-function couch on left side with seatbelt, also 990 MT	•	•	•	—
Havanna lounge with relax function. Seat / Lounger can be infinitely adjusted, bar version with extendable table (not 990 MI, 990 MT)	—	—	—	•
Havanna lounge with relax function. Continuously extensible seats and bar version with extendable table (only 990 MI)	—	—	—	•
High-quality nappa leather upholstery, also on the driver's cab seats.	—	—	Optional	•
High-quality sliding curtain	•	•	•	—
Wooden stick blinds in the living room and high-quality sliding curtains in the bedroom	Optional	Optional	Optional	•



# STANDARD EQUIPMENT

LIVING ROOM / BEDROOM	LINER		CENTURION	
	ATEGO	ACTROS	ATEGO	ACTROS
Spacious wardrobe with LED lighting	•	•	•	•
Rear bed with spring base, adjustable headrest and comfortable cold-foam mattress	•	•	•	•
Double-glazed panorama skylight (Heki 3) with lighting, fly screen and pleated shade in living room <sup>1</sup>	•	•	•	—
Roof ventilation concept with:				
- Force-ventilated and vented interior	—	—	—	•
- Suspended ceiling for optimal airflow				
Mini-Heki with fly screen and pleated shade in bedroom <sup>1</sup>	•	•	•	—
High-quality living room table	•	•	•	•
Media wall, front right side in the direction of travel (990 MT front left)	—	—	—	•
TV media wall (bedroom)	•	•	•	•
Cabinet with removable shelves including matching assortment of glasses, with LED lighting	•	•	•	•
Wardrobe in the entrance area with LED lighting and pull-out bottle compartment	•	•	—	—
Light canopies with LED spotlights and indirect lighting with a high-quality artificial leather covering	•	•	•	•
Stable metal handle for boarding assistance	•	•	•	•
3 x 230 V sockets (1 x living room and 2 x bedroom)	•	•	•	•
3 x double USB sockets (1 x living room and 2 x bedroom)	•	•	•	—
2 x 230 V / 2 x USB living room sockets	—	—	—	•
2 x 230 V / 2 x USB bedroom sockets	—	—	—	•
Wall covering for double/single beds in the vehicle rear with artificial leather cases (depending on the floor plan)	•	•	•	•
Front overhead lockers across the entire windscreen	•	•	•	I-models
Safety ventilation integrated in the canopy	—	—	—	•
Carpet in bedroom	Optional	Optional	•	•

<sup>1</sup> The position of the skylight cannot be changed due to the roof canopy.

# STANDARD EQUIPMENT

<b>PULL DOWN BED (OPTIONAL)</b>	<b>LINER ATEGO</b>	<b>LINER ACTROS</b>	<b>CENTURION ATEGO</b>	<b>CENTURION ACTROS (I-MODELS)</b>	<b>CENTURION ACTROS (T-MODELS)</b>
Bed surface (mm)	2000 x 1350	2000 x 1350	2000 x 1350	2000 x 1350	1910 x 1365
Height above bed (mm)	860	860	860	860	920
Comfortable cold-foam mattress with spring base	•	•	•	•	•
Mini-Heki with fly screen and pleated shade <sup>1</sup>	•	•	•	—	—
Curtain to driver's cabin	•	•	•	•	•

<sup>1</sup> The position of the skylight cannot be changed due to the roof canopy.

# STANDARD EQUIPMENT

KITCHEN	LINER		CENTURION	
	ATEGO	ACTROS	ATEGO	ACTROS
Kitchen area with splashguard	•	•	•	•
Mineral kitchen worktop with seamless sunken sink. Stainless steel sink base.				
Colour: Achat white	•	•	—	—
Colour: Carrara Bianco	—	—	•	•
Corner kitchen with additional, electrically extendable work surfaces (not 990 MI, 990 MT)	—	—	—	•
Stainless steel 3-flame hob with automatic ignition and glass cover	•	•	—	—
Hybrid ceramic stove top with two gas hobs and one induction hob	Optional	Optional	•	—
Gas Ceran hob, 2-flame with automatic ignition	—	—	—	•
Chrome single-lever mixer tap with high-quality design and extendable faucet	•	•	•	•
177 l refrigerator with AES (12 V / 230 V automatic and manual energy selection / gas), 28 l gas oven	•	•	•	•
Shelves with Servo-Soft compartment closing	•	•	•	•
Integrated cutlery drawer	•	•	•	•
Mini-Heki with fly screen and pleated shade <sup>1</sup>	•	•	•	—
Extractor hood with integrated lighting	—	—	—	•
Light canopies with LED spotlights and indirect lighting	•	•	•	•
LED spots under the wall cupboards	•	•	•	—
Integrated garbage system in the lower kitchen cabinet	•	•	•	•
3 x 230 V socket tower, pull-out	•	•	•	—
3 x 230 V sockets	—	—	—	•
Exclusive kitchen corner cabinet, lowerable	•	•	•	—
Plexiglas rear wall illuminated	•	•	•	•

<sup>1</sup> The position of the skylight cannot be changed due to the roof canopy.

# STANDARD EQUIPMENT

BATHROOM / TOILET	LINER		CENTURION	
	ATEGO	ACTROS	ATEGO	ACTROS
High-quality design chrome single lever mixer tap on washstand	•	•	•	•
Washstand panel with seamless sunken sink, colour: Carrara Bianco	•	•	•	•
Separate shower with real glass doors	•	•	•	•
Shower fittings with wall bar and height-adjustable shower head	•	•	—	—
Shower fittings with wall bar, height-adjustable shower head and rain forest shower	Optional	Optional	•	•
Porcelain toilet with approx. 300 l fixed tank (Liner 1090 GIO ca. 200 l)	•	•	•	•
Bathroom furnishings with toilet paper holder, toilet brush, liquid soap dispenser, shower hook and holder, toothbrush glasses	•	•	•	•
Bathroom window	•	•	•	•
Mini-Heki with fly screen and pleated shade <sup>1</sup>	•	•	•	—
Roof ventilation with integrated fan, fly screen and pleated shade	—	—	—	•
Lighting with LED spots	•	•	•	•
Spacious wardrobe with LED lighting	•	•	•	•
Dressing mirror on sliding door	•	•	•	•
Spacious mirrored wardrobe	•	•	•	—
Spacious mirrored wardrobe with rear-illuminated shelves	—	—	—	•
2 x 230 V sockets	•	•	•	•

<sup>1</sup> The position of the skylight cannot be changed due to the roof canopy.



# STANDARD EQUIPMENT

WATER / GAS / HEATING	LINER		CENTURION	
	ATEGO	ACTROS	ATEGO	ACTROS
Central supply for wastewater and septic tank	•	•	•	•
Gas bottle compartment for 2 x 11 kg gas bottles	•	•	•	—
120 l gas tank with remote filling behind the tank flap	Optional	Optional	Optional	•
Gas controller with crash sensor and automatic bottle changeover	•	•	•	—
Gas controller with crash sensor	—	—	—	•
Household siphons	•	•	•	•
Fresh water tank approx. 400 l and wastewater tank approx. 300 l located in heated double floor	•	•	•	—
Fresh water tank approx. 470 l and wastewater tank approx. 370 l located in heated double floor	—	—	—	•
Easy wastewater tank cleaning with drain tap in the heated double floor	•	•	•	•
Flush connection with plug system for convenient cleaning of the septic tank	•	•	•	•
Wastewater drain hose with quick-lock coupling	•	•	•	•
Automatic central pressure water pump with filter system	•	•	•	•
5500 W Alde hot water gas central heater, with thermostatic control and timer, 230 V / 3000 W electrical heating cartridge, non-return valve with integrated hot water boiler for supplying all tapping points	•	•	•	—
Hybrid heating system consisting of: 5.2 kW Webasto diesel heater and 5500 W Alde hot water gas central heater, with thermostatic control and timer, 230 V / 3000 W electrical heating cartridge, non-return valve with integrated hot water boiler for supplying all tapping points	Optional	Optional	Optional	•
4-zone room heating, manually controllable (living room, bathroom, bedroom and garage)	•	•	—	—
4-zone room heating, electronically controllable (living room, bathroom, bedroom and garage)	—	—	•	•
2-zone underfloor heating, manually controllable (living room, bathroom)	•	•	—	—
2-zone underfloor heating, electronically regulated (living room, bathroom)	—	—	•	—
3-zone underfloor heating, electronically regulated (driver's cab, living room, bathroom)	—	—	—	•
Towel radiator in bathroom	•	•	•	•
Engine heat exchanger – allows the heat from the engine to be used for heating the living room	•	•	•	•
Sensotherm – automatic control of the blower and heat exchanger in the dashboard to reduce condensation on the windscreen and to optimize the temperature in the driver's cab	Optional	Optional	Optional	•
Water hose with quick coupling for filling the fresh water tank	•	•	•	•

# STANDARD EQUIPMENT

ELECTRONICS / TV / RADIO	LINER		CENTURION	
	ATEGO	ACTROS	ATEGO	ACTROS
Gel battery, 2 x 170 Ah / 12 V	•	•	—	—
Lithium battery, 1 x 200 Ah / 24 V	—	—	•	•
Battery computer with deep discharge protection	•	•	•	•
230 V CEE connection in the storage area with cable routing through vehicle floor	•	•	•	•
FI personal protection device	•	•	•	•
Combination charger with an inverter from 12 V to 230 V sine, 3000 W peak and 1600 W continuous power with electronic control and mains priority circuit, maximum charging current 60 A	•	•	—	—
Combination charger "Masskombi" and sinus inverter from 24 V to 230 V, 7000 W peak and 3500 W continuous power, with electronic control and mains power compensator, maximum charging current 100 A	—	—	•	•
Disconnection of vehicle electrical system with automatic restarting function when capacity limit is reached	•	•	•	•
230 V socket on the electric generator in the in-between floor	•	•	•	•
Double DIN radio with 9" display, DAB+ tuner, MP3, USB and 3-way speaker system connection as well as mobile phone hands-free module with Bluetooth	•	•	•	—
Radio integrated in the secondary display	—	—	—	•
Double reverse camera with shutter (picture via standard radio)	Optional	Optional	Optional	•
LED lighting in interior	•	•	•	•
Service-friendly access to the vehicle electrical system with perforated plate housing in rear garage	•	•	—	—
(with G models, in external storage compartment on the right)				
Service-friendly access to the on-board electrical system in the left external storage compartment	—	—	•	•
Automatic refrigerator switchover when the engine is not running from 12 V to gas / 230 V (with land connection)	•	•	•	•
Automatic charging of body and vehicle battery, charge retention in the event of external power connection and while travelling	•	•	•	•
Circuit breaker for body battery	•	•	•	•
Automatic disconnection and connection of body and vehicle battery	•	•	•	•
LED lighting for rear garage	•	•	•	•
Individual roof / floor lighting concept (entire vehicle)	—	—	•	•

# STANDARD EQUIPMENT

ON-BOARD ELECTRONICS	LINER		CENTURION	
	ATEGO	ACTROS	ATEGO	ACTROS
State-of-the-art micro-processor-controlled on-board electronics with BUS technology (binary unit system)	•	•	—	—
State-of-the-art micro-processor-controlled on-board electrical system with CANBUS technology	—	—	•	•
Central regulation and control panel with 7" colour touch screen display	•	•	•	•
<b>Buttons for switching on and off the following devices:</b>				
- Panel	•	•	•	•
- Lighting	•	•	•	•
- Water pump	•	•	•	•
- Heater (Liner via separate control unit)	•	•	•	•
- Operation via touch screen	•	•	•	•
<b>LCD display field for monitoring:</b>				
- Fresh water tank (fill level in %)	•	•	•	•
- Wastewater tank (fill level in %)	•	•	•	•
- Septic tank (fill level in %)	•	•	•	•
- Battery voltage of the vehicle and body battery	•	•	•	•
- Indoor and outdoor temperature	•	•	•	•
- External current supply	•	•	•	•
- Gas fill level (only in combination with gas tank)	•	•	•	•
- Date and time with alarm function	•	•	•	•
<b>Alarm equipment for:</b>				
- Wastewater tank full	•	•	•	•
- Fresh water tank empty	•	•	•	•
- Septic tank full	•	•	•	•
- Battery undervoltage	•	•	•	•
- Reserve gas tank	•	•	•	•
- Reserve gas bottle in use via separate control unit	•	•	•	—
- Extended entrance step	•	•	•	•
<b>Battery computer:</b>				
- Body battery capacity indicator	•	•	•	•
- Charging and discharging current	•	•	•	•
- Combination-charger control	•	•	•	•

# TECHNICAL SPECIFICATIONS



CL-Lounge with 2 seatbelts



Bar version



Bar version with  
CL-Lounge



Glazed glass door  
in bathroom



Yacht lounge



## LINER 940 LSI

<b>BASIC VEHICLE</b>	MB Atego
<b>CHASSIS TYPE</b>	1230 L
<b>ENGINE</b> (Euro VI e)	6-cylinder
<b>ENGINE CAPACITY</b>	7,7 l
<b>OUTPUT</b>	220 kW (299 hp)
<b>TORQUE</b>	1200 Nm
<b>OVERALL LENGTH</b> (mm)	9485
<b>OVERALL WIDTH</b> (mm)	2480
<b>OVERALL HEIGHT</b> (mm)	3780
<b>WHEEL BASE</b> (mm)	4760
<b>GROSS VEHICLE WEIGHT RATIO</b> (kg)	11990
<b>MASS IN RUNNING ORDER</b> (kg)	8840
<b>PAYLOAD</b> (kg)	3150
<b>TRAILER LOAD BRAKED</b> (kg)	3000
<b>SEATS WITH 3-POINT SEATBELT IN LOUNGE / CL-LOUNGE / BAR VERSION</b>	3 / 4 / 4 / 5
<b>LEFT SEAT</b> (CL-Lounge, mm)	1650 / 915
<b>RIGHT SEAT</b> (mm)	1360 / 650
<b>REAR BED</b> (mm)	2 x 2000 / 1060
<b>PULL DOWN BED DIMENSIONS</b> (optional, mm)	2000 / 1350
<b>HEIGHT ABOVE PULL DOWN BED</b> (mm)	860
<b>RIGHT GARAGE DOOR, H / W</b> (mm)	1250 / 1150
<b>LEFT GARAGE DOOR, H / W</b> (mm)	1250 / 1150





### LINER 945 LSI

### LINER 940 MI

### LINER 945 MI

MB Atego	MB Atego	MB Atego
1230 L	1230 L	1230 L
6-cylinder	6-cylinder	6-cylinder
7,7 l	7,7 l	7,7 l
220 kW (299 hp)	220 kW (299 hp)	220 kW (299 hp)
1200 Nm	1200 Nm	1200 Nm
9485	9485	9485
2480	2480	2480
3780	3780	3780
4760	4760	4760
11990	11990	11990
8840	8840	8840
3150	3150	3150
3000	3000	3000
3 / 4 / 4 / 5	3 / 4 / 4 / 5	3 / 4 / 4 / 5
1650 / 915	1650 / 915	1650 / 915
1360 / 650	1360 / 650	1360 / 650
2000 / 1800	2000 / 1800	2000 / 1800
2000 / 1350	2000 / 1350	2000 / 1350
860	860	860
1250 / 1150	1250 / 1150	1250 / 1150
1250 / 1150	1250 / 1150	1250 / 1150

STANDARD EQUIPMENT

LINER

CENTURION ATEGO

CENTURION ACTROS

# TECHNICAL SPECIFICATIONS



CL-Lounge with 2 seatbelts



Bar version



Bar version with CL-Lounge



Glazed glass door in bathroom



Yacht lounge



## LINER 996 MI

<b>BASIC VEHICLE</b>	MB Atego
<b>CHASSIS TYPE</b>	1230 L
<b>ENGINE</b> (Euro VI e)	6-cylinder
<b>ENGINE CAPACITY</b>	7,7 l
<b>OUTPUT</b>	220 kW (299 hp)
<b>TORQUE</b>	1200 Nm
<b>OVERALL LENGTH</b> (mm)	9985
<b>OVERALL WIDTH</b> (mm)	2480
<b>OVERALL HEIGHT</b> (mm)	3780
<b>WHEEL BASE</b> (mm)	5060
<b>GROSS VEHICLE WEIGHT RATIO</b> (kg)	11990
<b>MASS IN RUNNING ORDER</b> (kg)	9140
<b>PAYLOAD</b> (kg)	2850
<b>TRAILER LOAD BRAKED</b> (kg)	3000
<b>SEATS WITH 3-POINT SEATBELT IN LOUNGE / CL-LOUNGE / BAR VERSION</b>	3 / 4 / 4 / 5
<b>LEFT SEAT</b> (CL-Lounge, mm)	1650 / 915
<b>RIGHT SEAT</b> (mm)	1360 / 650
<b>REAR BED</b> (mm)	2000 / 1800
<b>PULL DOWN BED DIMENSIONS</b> (optional, mm)	2000 / 1350
<b>HEIGHT ABOVE PULL DOWN BED</b> (mm)	860
<b>RIGHT GARAGE DOOR, H / W</b> (mm)	1250 / 1150
<b>LEFT GARAGE DOOR, H / W</b> (mm)	1250 / 1150
<b>REAR FLAP H / W</b> (mm)	—



Smart 3



Smart 3

### LINER 990 GI

MB Atego	Mercedes Actros	MB Atego	Mercedes Actros
1230 L	1832 L	1230 L	1832 L
6-cylinder	6-cylinder	6-cylinder	6-cylinder
7,7 l	10,7 l	7,7 l	10,7 l
220 kW (299 hp)	240 kW (324 hp)	220 kW (299 hp)	240 kW (324 hp)
1200 Nm	1700 Nm	1200 Nm	1700 Nm
9985	10065	9985	10065
2480	2480	2480	2480
3780	3850	3780	3850
5060	5200	5060	5200
11990	18000	11990	18000
9230	11740	9230	11740
2760	6260	2760	6260
3000	3500	3000	3500
3 / 4 / 4 / 5	3 / 4 / 4 / 5	3 / 4 / 4 / 5	3 / 4 / 4 / 5
1650 / 915	1650 / 915	1650 / 915	1650 / 915
1360 / 650	1360 / 650	1360 / 650	1360 / 650
2000 / 1800	2000 / 1800	2000 / 1800	2000 / 1800
2000 / 1350	2000 / 1350	2000 / 1350	2000 / 1350
860	860	860	860
—	—	—	—
—	—	—	—
1670 / 2050	1670 / 2050	1670 / 2050	1670 / 2050

### LINER 995 GI

# TECHNICAL SPECIFICATIONS



CL-Lounge with 2 seatbelts



Bar version



Bar version with CL-Lounge



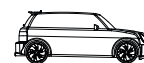
Glazed glass door in bathroom



Yacht lounge



Fiat 500  
Fiat 500 Abarth 595 C  
(optional)



Mini Cooper SD

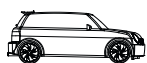
## LINER 1090 GI

BASIC VEHICLE	MB Atego	Mercedes Actros
CHASSIS TYPE	1230 L	1832 L
ENGINE (Euro VI e)	6-cylinder	6-cylinder
ENGINE CAPACITY	7,7 l	10,7 l
OUTPUT	220 kW (299 hp)	240 kW (324 hp)
TORQUE	1200 Nm	1700 Nm
OVERALL LENGTH (mm)	10985	11065
OVERALL WIDTH (mm)	2480	2480
OVERALL HEIGHT (mm)	3780	3850
WHEEL BASE (mm)	5660	5800
GROSS VEHICLE WEIGHT RATIO (kg)	15000	18000
MASS IN RUNNING ORDER (kg)	9440	11950
PAYLOAD (kg)	5560	6050
TRAILER LOAD BRAKED (kg)	3000	3500
SEATS WITH 3-POINT SEATBELT IN LOUNGE / CL-LOUNGE / BAR VERSION	3 / 4 / 4 / 5	3 / 4 / 4 / 5
LEFT SEAT (CL-Lounge, mm)	1650 / 915	1650 / 915
RIGHT SEAT (mm)	1360 / 650	1360 / 650
REAR BED (mm)	2000 / 1800	2000 / 1800
PULL DOWN BED DIMENSIONS (optional, mm)	2000 / 1350	2000 / 1350
HEIGHT ABOVE PULL DOWN BED (mm)	860	860
RIGHT GARAGE DOOR, H / W (mm)	—	—
LEFT GARAGE DOOR, H / W (mm)	—	—
REAR FLAP H / W (mm)	1670 / 2050	1670 / 2050





Fiat 500  
Fiat 500 Abarth 595 C  
(optional)



Mini Cooper SD

Multivariable garage for passenger cars up to 4.30 m in length and a maximum weight of 1,400 kg. Individual check necessary.

### LINER 1095 GI

MB Atego	Mercedes Actros	MB Atego	Mercedes Actros
1230 L	1832 L	1230 L	1832 L
6-cylinder	6-cylinder	6-cylinder	6-cylinder
7,7 l	10,7 l	7,7 l	10,7 l
220 kW (299 hp)	240 kW (324 hp)	220 kW (299 hp)	240 kW (324 hp)
1200 Nm	1700 Nm	1200 Nm	1700 Nm
10985	11065	10985	11065
2480	2480	2480	2480
3780	3850	3780	3850
5660	5800	5660	5800
15000	18000	15000	18000
9440	11950	9250	11760
5560	6050	5750	6240
3000	3500	3000	3500
3 / 4 / 4 / 5	3 / 4 / 4 / 5	3 / 4 / 4 / 5	3 / 4 / 4 / 5
1650 / 915	1650 / 915	1560 / 915	1560 / 915
1360 / 650	1360 / 650	1360 / 650	1360 / 650
2000 / 1800	2000 / 1800	2000 / 1800	2000 / 1800
2000 / 1350	2000 / 1350	2000 / 1350	2000 / 1350
860	860	860	860
—	—	—	—
—	—	—	—
1670 / 2050	1670 / 2050	1670 / 2050	1670 / 2050

### LINER 1090 GIO

# SPECIAL CHASSIS EQUIPMENT

PART NO.	MERCEDES BENZ ATEGO CHASSIS	ADDITIONAL WEIGHT IN KG
23-011-TF-2	<b>Chassis variant 15,000 kg</b> 1530 L instead of 1230 L (6 cylinders, 7.7 l, 220 kW (299 hp), 1200 Nm, height 3720 mm, wheel base 5060 mm) Chassis with 19.5" tyres	90
23-152-TF-1	Hydraulic supporting jacks with automatic levelling	139
23-152-TF-2	Hydraulic supporting jacks with automatic levelling (G models)	139
23-021-TF	High performance engine brake	6
23-053-TF	Spare wheel with steel rim and holder on the chassis <sup>2</sup>	65
23-141-TF-2	7.50 x 19.5" "Alcoa Dura bright" light alloy wheels with standard tyres	-60
23-311-TF-1	Original steering wheel in leather with real chrome look	3
23-311-TF-2	Original steering wheel in leather with wood look	3
23-380-TF	Driver's cabin seats with air conditioning function and seat heating (only in combination with leather upholstery)	0

<sup>2</sup> Combinations of options which can be attached to the chassis are only available with restrictions. A final confirmation can only be made after a technical test.

# SPECIAL CHASSIS EQUIPMENT

PART NO.	MERCEDES BENZ ACTROS CHASSIS	ADDITIONAL WEIGHT IN KG
23-020-TK-1	Engine variant 1 6 cylinder, engine capacity 10.7 l, 290 kW (394 hp), torque 1900 Nm	0
23-020-TK-2	Engine variant 2 6 cylinder, engine capacity 10.7 l, 315 kW (428hp), torque 2100 Nm	0
23-152-TK	Hydraulic supporting jacks system with automatic levelling and chassis extension behind the rear axle	153
23-050-TK	Wide tyres for front axle 385 / 55R22,5	4
23-141-TK-1	11.5 x 22.5" light alloy wheels, "Alcoa Dura bright" with standard tyres	-60
23-052-TK	Tyre pressure control system	3
23-042-TK-1	Radar-controlled adaptive cruise control	10
23-021-TK-1	Engine brake	6
23-380-TK	Driver's cabin seats with air conditioning function and seat heating (only in combination with leather upholstery)	0
23-021-TK	Secondary oil retarder	42
23-311-TK	Leather steering wheel	3
23-014-TK	Fuel tank 500 l	125
23-950-TK	<b>Driver's assistance package</b> - Multimedia cockpit with 12" primary and 10" secondary display - MB Truck navigation system - Traffic sign recognition - Active Drive Assist 2 - Climate control with residual heat utilisation instead of air conditioning - Adaptive cruise control	40

## CHASSIS

23-131-T0-1	Trailer coupling with 3,000 kg trailer load (can only be delivered if mounted at the factory)	29
23-131-T0-2	Trailer coupling can be removed with 3,000 kg trailer load (can only be delivered if mounted at the factory)	33
23-142-T0-1	Stainless-steel wheel stud cover ring and hub trim, high-gloss polished (only in combination with light alloy wheels)	5
23-164-T0	Dual-tone compressed air horn	3
23-910-T0-1	Commitment fee including filled series fuel tank and Adblue tank (MB Atego)	0
23-910-T0-2	Commitment fee including filled series fuel tank and Adblue tank (MB Actros)	0

# SPECIAL CHASSIS EQUIPMENT

PART NO.	BODY	ADDITIONAL WEIGHT IN KG
23-950-T0-1	<b>Centurion Style package</b> Furnishings in Atlas cedar with roof cabinet fronts in Atlas cedar with handle bars in stainless steel look External decor in "Centurion Style" including decals Windows with tinting in privacy black Blinds in living room with wood look Soft-Walk floor covering in yacht-style Living room carpet linked and removable	38
23-950-T0-2	<b>Centurion Style package</b> Furnishings in Atlas cedar with roof cabinet fronts in "high gloss" Senosan cream white with handle bars in stainless steel look Windows with tinting in privacy black Blinds in living room with wood look Soft-Walk floor covering in yacht-style Living room carpet linked and removable	38
23-950-T0-3	<b>Centurion Style package</b> Furnishings in Atlas cedar with roof cabinet fronts in „high gloss" Senosan creme white and Atlas cedar colour combination with handle bars in stainless steel look Windows with tinting in privacy black Blinds in living room with wood look Soft-Walk floor covering with yacht-style Living room carpet linked and removable	38

# SPECIAL CHASSIS EQUIPMENT

PART NO.	BODY	ADDITIONAL WEIGHT IN KG
23-950-T0-4	<b>Ambience Style package</b> Furnishings in Ebano Silver with roof cabinet fronts in Ebano Silver with handle bars in stainless steel look External decor in "Centurion Style" including decals Windows with tinting in privacy black Blinds in living room with wood look Soft-Walk floor covering in yacht-style Living room carpet linked and removable	38
23-950-T0-5	<b>Ambience Style package</b> Furnishings in Ebano Silver with roof cabinet fronts in "high gloss" Senosan cream white with handle bars in stainless steel look External decor in "Centurion Style" including decals Windows with tinting in privacy black Blinds in living room with wood look Soft-Walk floor covering in yacht-style Living room carpet linked and removable	38
23-950-T0-6	<b>Ambience Style package</b> Furnishings in Ebano Silver with roof cabinet fronts in „high gloss" Senosan creme white and Ebano Silver colour combination with handle bars in stainless steel look External decor in "Centurion Style" including decals Windows with tinting in privacy black Blinds in living room with wood look Soft-Walk floor covering with yacht-style Living room carpet linked and removable	38

STANDARD EQUIPMENT

LINER

CENTURION ATEGO

CENTURION ACTROS

# SPECIAL CHASSIS EQUIPMENT

PART NO.	BODY	ADDITIONAL WEIGHT IN KG
23-218-T0	External decor in "Centurion Style" including decals	1
23-218-T0-1	<b>„Centurion Style“ side wall design packet</b> - Side wall planking in glossy black aluminium Dibond - C-brace around the driver's cab side windows	68
23-241-T0	Hydraulic rear flap opening, winch and garage lighting (for G models only)	12
23-241-T0-1	Hydraulic rear flap opening with lift-up system and radio remote control for rear flap, winch and garage lighting (for G models only)	73
23-481-T0	Additional rigging bar in garage at the height of living room floor (not for G models)	3
23-481-T0-1	Lashing system with airline rails and 4 lashing rings embedded in rear garage floor, max. load 400 kg/m (not for G models)	4
23-481-T0-2	Lashing system with airline rails and 4 lashing rings embedded in rear garage floor, to both the right and left between side wall and ramp, max. load 400 kg/m (for G models)	4
23-217-T0	Central locking system for storage space flaps with electric opening via sensor (currently not available), storage space flaps with gas pressure springs and without recessed grips (without skirting panel flaps, gas locker door, toilet service door and garage door with G models)	5
23-232-T0-2	6.0 m roof awning integrated into the roof profile, electric (940 LSI, 940 MI, 996 MI, 990 GI)	76
23-232-T0-1	2 x 4 m roof awning integrated into the roof profile, electric (1090 GI, 1090 GIO)	94
23-532-T0	<b>LED roof lighting</b> - Driver's and passenger's side can be switched and dimmed separately, switching function on the door and dashboard - Rear, switching function on dashboard	3
23-542-T0-1	LED lighting for storage areas in the double floor	1

# SPECIAL CHASSIS EQUIPMENT

PART NO.	BODY	ADDITIONAL WEIGHT IN KG
23-216-T0	Front mirror right and left for external coach mirror	3
23-216-T0-1	External coach mirror in Centurion style, painted white	0
23-216-T0-2	<b>Mirror Cam</b> Rear view mirror camera system with front mirror camera and kerb camera as well as 3 colour displays (2 x colour displays on the right and left A-pillars and 1 x colour display in the middle of the dashboard)	0
23-212-T0	Side windows in driver's cabin with insulation glazing and electrical actuation	3
23-213-T0-2	Real glass window in living room, double-glazed and tinted, can be slid open or closed, pleated shade and fly screen	40
23-213-T0-1	Windows with tinting in privacy black	0
23-540-T0	Dashboard ambient lighting (not for Actros)	1
23-310-T0	Dashboard and dashboard cover in the "Vanilla / Terra" colour combination	0
23-218-T0-2	Concorde diamond on hood illuminated	0
23-271-T0	Storage compartment behind the side skirting flap behind the front axle on the right relative to the direction of travel	10
23-271-T0-1	Storage compartment behind the side skirting flap in front of the rear axle on the right relative to the direction of travel (not in combination with part No. 23-150-T0) (Atego)	15
23-271-T0-2	Storage compartment behind the side skirting flap behind the front axle on the left relative to the direction of travel (not in combination with part No. 23-053-TF) (Atego)	15
23-481-T0-1	Extendible bicycle rack on the left relative to the direction of travel (990 GI / 1090 GI) (only in combination with part No. 23-241-T0-1)	20
23-481-T0-2	Extendible bicycle rack on the right relative to the direction of travel (990 GI / 1090 GI) (only in combination with part No. 23-241-T0-1)	20

STANDARD EQUIPMENT

LINER

CENTURION ATEGO

CENTURION ACTROS



# SPECIAL EQUIPMENT BODY

PART NO.	LIVING ROOM / BEDROOM	ADDITIONAL WEIGHT IN KG
23-605-T0-1	Overhead locker furniture front panels in "high gloss" Senosan cream white with handle bars in stainless steel look	8
23-605-T0-2	Overhead locker furniture front panels in the "high gloss" Senosan cream white and Jatoba Brilliant colour combination with handles in stainless steel look	8
23-600-T0-1	Furnishings in Ebano Silver with overhead locker furniture front panels in Ebano Silver with handle bars in stainless steel look	8
23-600-T0-2	Furnishings in Ebano Silver with overhead locker furniture front panels in "high gloss" Senosan cream white with handle bars in stainless steel look	8
23-600-T0-3	Furnishings in Ebano Silver with overhead locker furniture front panels in the "high gloss" Senosan cream white and Ebano Silver colour combination with handle bars in stainless steel look	8
23-600-T0-4	Furnishings in Atlas cedar with overhead locker furniture front panels in Atlas cedar with handle bars in stainless steel look	8
23-600-T0-5	Furnishings in Atlas cedar with overhead locker furniture front panels in "high gloss" Senosan cream white with handle bars in stainless steel look	8
23-600-T0-6	Furnishings in Atlas cedar with overhead locker furniture front panels in the "high gloss" Senosan cream white and Atlas cedar colour combination with handle bars in stainless steel look	8
23-260-T0	Pull down bed with electrical actuation, spring base, instead of front wall units	53
23-722-T0	Blinds in living room with wood look	5
23-680-T0	CL-Lounge (4-person approval)	24
23-680-T0-1	Yacht lounge	20
23-681-T0	Bar version with adjustable individual seat (4-person approval)	46
23-689-T0-1	Lowerable living room table with upholstered table cover (not in combination with bar version)	8
23-689-T0-4	Extendible and lowerable living room table with upholstered table cover (not in combination with bar version)	10
23-689-T0-3	Central table base with tabletop adjustable by foot pedal (only in combination with series table)	0
23-231-T0-2	Panorama skylight (Heki 3) instead of Mini-Heki (bedroom) <sup>1</sup>	19

<sup>1</sup> The position of the skylight cannot be changed due to the roof canopy.

# SPECIAL EQUIPMENT BODY

PART NO.	KITCHEN	ADDITIONAL WEIGHT IN KG
23-622-T0-1	Hybrid ceramic stove top with two gas hobs and one induction hob	0
23-622-T0-2	Gas Ceran hob, 3-flame with automatic ignition	2
23-630-T0	177 l refrigerator / microwave combination instead of standard refrigerator combination	0
23-630-T0-1	177 l compressor refrigerator	0
23-630-T0-2	177 l compressor refrigerator / microwave combination	0
23-631-T0	Stainless steel microwave with grill function under hob, 230 V operation via external connection, 26 l cooking area (not in combination with part no. 23-632-T0)	22
23-632-T0	Dishwasher under hob (not in combination with part no. 23-631-T0)	25
23-231-T0-3	Roof ventilator with ventilation and aeration <sup>1</sup>	4

STANDARD EQUIPMENT

LINER

CENTURION ATEGO

CENTURION ACTROS

<sup>1</sup> The position of the skylight is determined after taking into account all roof structures.

# SPECIAL EQUIPMENT BODY

PART NO.	ELECTRONICS	ADDITIONAL WEIGHT IN KG
23-511-T0-1	<b>Electronic power package</b> 1 x 170 Ah additional gel battery (total of 3 batteries), combination charger 100 A, sine wave inverter from 12 V to 230 V, 3900 W peak and 2600 W continuous output with network compensator	60
23-511-T0-2	<b>Electronic power package “Ultra Power”</b> Charger converter 2 x 50 A 1 x 400 Ah lithium battery (instead of series body batteries), combination charger 150 A, sine wave inverter from 12 V to 230 V, 6000 W peak and 3000 W continuous output with network compensator	-57
23-511-T0-3	<b>Electronic power package “Ultra Power” XL</b> Charger converter 2 x 50 A 2 x 400 Ah lithium battery (instead of series body batteries, total 800 Ah), combination charger 150 A, sine wave inverter from 12 V to 230 V, 6000 W peak and 3000 W continuous output with network compensator	-2
23-581-T0	Alarm system with surveillance of the garage doors / flaps and the living room door	3
23-560-T0	Double reverse camera with shutter (picture via standard radio) (not in combination with part no. 23-561-T0)	4
23-561-T0	Birdview (4-camera panoramic vision system) (not in combination with part no. 23-560-T0)	4
23-570-T0-2	Solar panels with approx. 420 W maximum power	30
23-150-T0	2600 W gas generator, permanently installed (only in combination with gas tank) <sup>2</sup>	50

<sup>2</sup> Combinations of options which can be attached to the chassis are only available with restrictions. A final confirmation can only be made after a technical test.

# SPECIAL EQUIPMENT BODY

PART NO.	TV / RADIO / PHONE	ADDITIONAL WEIGHT IN KG
23-550-T0-1	<b>Satellite TV system with 40" Full HD LED Smart TV in right roof cabinet, electrically lowerable</b> Satellite TV system with 85 cm mirror, fully automatic alignment, multiple-subscriber configuration by means of TWIN-LNB, connection for second receiver with 12 V and antenna socket in bedroom, audio supplied via radio system (total vehicle height plus approx. 120 mm)	50
23-550-T0-2	<b>Satellite TV system with 40" Full HD LED Smart TV in left roof cabinet, electrically lowerable</b> Satellite TV system with 85 cm mirror, fully automatic alignment, multiple-subscriber configuration by means of TWIN-LNB, connection for second receiver with 12 V and antenna socket in bedroom, audio supplied via radio system (total vehicle height plus approx. 120 mm)	50
23-550-T0-3	<b>Satellite TV system with 40" Full HD LED Smart TV in roof cabinet above the windscreen, not lowerable</b> Satellite TV system with 85 cm mirror, fully automatic alignment, multiple-subscriber configuration by means of TWIN-LNB, connection for second receiver with 12 V and antenna socket in bedroom, audio supplied via radio system (total vehicle height plus approx. 120 mm) (not in combination with pull down bed)	43
23-551-T0	DVB-T2 exterior antenna for receiving terrestrial television (for 2 TV devices)	2
23-552-T0	32" Full HD LED Smart TV for rear sleeping compartment with integrated TV tuner	15
23-557-T0-1	LTE WLAN router for amplifying external WLAN signals and Internet TV streaming	1
23-555-T0-3	Navigation system (with motorhome software and 10" touchscreen, integrated radio with DAB+ and hands-free module for telephone with Bluetooth)	4
23-556-T0-2	High-end sound system calibrated for vehicle acoustics and for the specific vehicle. Consisting of: - 3-way "driver's cab" sound system (2 x soft dome tweeters, 2 x midrange drivers, 2 x low midrange drivers) - 2-way living room system (2 x soft dome tweeters, 2 x midrange drivers) - Performance rear system - Bass reflex subwoofer - High-power, 7-channel DSP amplifier	25
23-556-T0-1	Acoustic package for rear bedroom (2 x 2-way speaker system and 4-channel amplifier for sound optimisation of LED flat screen)	20
23-521-T0	Socket combination, 230 V / 12 V / antenna, in double floor with floor routing, position: In external storage compartment, right side in the direction of travel (for optional external TV connection) (sat output)	1

STANDARD EQUIPMENT

LINER

CENTURION ATEGO

CENTURION ACTROS

# SPECIAL EQUIPMENT BODY

PART NO.	WATER / GAS / HEATING / BATHROOM	ADDITIONAL WEIGHT IN KG
23-612-T0	Shower fittings with rain forest shower and hand shower with wall mount	2
23-424-T0	External shower in the garage (driver's side)	2
23-435-T0	Container for septic/wastewater drain hose in chassis	3
23-617-T0	SOG comfort toilet ventilation with activated carbon filter for fixed tank (extraction at toilet bowl)	1
23-582-T0	Gas alarm for monitoring the living room (carbon monoxide, propane, butane, paralysing gas, KO gas)	2
23-443-T0	External gas socket on the passenger's side (BBQ point)	1
23-151-T0-1	Gas tank approx. 120 l with gas prefilter, secondary gas filling point, crash sensor and fill level indicator in the control panel display, including skirting panel flap (including gas tank filling) <sup>2</sup>	114
23-151-T0-2	Gas tank approx. 200 l with gas prefilter, secondary gas filling point, crash sensor and fill level indicator in the control panel display, including skirting panel flap (including gas tank filling) <sup>2</sup>	170
23-575-T0-1	2200 W roof air conditioning with 1700 W heating element (total vehicle height plus 130 mm) <sup>3</sup>	34
23-575-T0-2	2200 W air conditioning for living room with infrared remote control (mounting in double floor)	37
23-153-T0	Hybrid heating system (5.2 kW Webasto diesel heater coupled with Alde hot water heater)	10
23-153-T0-1	Sensotherm cockpit heating  The heating circuit of the Mercedes is integrated into the Liner heating system. The vehicle blower keeps the windscreen free of condensate even when it is parked.	
23-418-T0	6 l Alde-Flow additional hot water boiler	8
23-611-T0	Glazed glass door for partitioning of the toilet	12
23-619-T0	Mirrored cabinet in- and outside	1
23-440-T0	Elimination of gas storage compartment for two gas bottles (only in combination with 23-151-T0-1 or 23-151-T0-2)	0
23-528-T0	Electric drain valves for grey and black water tank incl. camera	6
23-428-T0	Water filter system Carawater Filtradoc L	3
23-437-T0-1	Wastewater tank flushing system	3

<sup>2</sup> Combinations of options which can be attached to the chassis are only available with restrictions. A final confirmation can only be made after a technical test.

<sup>3</sup> If not ordered otherwise, the roof air conditioning is installed in the living room.

# SPECIAL EQUIPMENT BODY

PART NO.	UPHOLSTERY FABRIC / LEATHER / CARPET	PRICE IN EURO INCLUDING 20% VAT	ADDITIONAL WEIGHT IN KG
23-700-T0-1	„Maxwell" textile / microfibre upholstery	Series	0
23-700-T0-2	„Luciano" textile / microfibre upholstery	Series	0
23-700-T0-7	„Samra" textile / microfibre upholstery	Series	0
23-700-T0-10	„Platino" textile / microfibre upholstery	Series	0
23-700-T0-3	„Vanilla" leather upholstery including colour-coordinated Concorde collection		25
23-700-T0-4	„Creme-Beige" leather upholstery including colour-coordinated Concorde collection		25
23-700-T0-5	„Savannah" leather upholstery including colour-coordinated Concorde collection		25
23-700-T0-6	„Coco" leather upholstery including colour-coordinated Concorde collection		25
23-721-T0-1	Concorde collection: 2 x small pillows, 2 x big pillows, 2 x blankets		5
23-471-T0-1	Soft-Walk floor covering in yacht-style (recommended for furniture in Jatoba Brilliant)	Series	0
23-471-T0-2	Soft-Walk floor covering with slate look	Free of charge	0
23-730-T0-1	Living room carpet linked and removable, colour: Novus light beige (recommended for furniture in Jatoba Brilliant)		10
23-730-T0-2	Living room carpet linked and removable, colour: Novus silver-grey		10

Concorde uses only the highest-quality fabrics and leather with a special dirt-repellent coating.

The mass in running order contains: The dry weight of the standard equipment including the driver (75 kg), filled standard fuel tank, 100 l of fresh water, 1 x filled 11 kg steel gas bottle, vehicle tool kit. The empty weight and dimensions can change if special equipment and accessories are installed. All dimension and weight specifications correspond to the state of knowledge at the time of printing. Deviations of +/- 5% are possible and permissible.

# TECHNICAL DATA



Bar version



CL-Lounge



Bar version with  
CL-Lounge



Glazed glass door  
in bathroom



Smart 3

## CENTURION 990 Gi

<b>BASIC VEHICLE</b>	MB Atego
<b>CHASSIS TYPE</b>	1530 L
<b>ENGINE</b> (Euro VI e)	6-cylinder
<b>ENGINE CAPACITY</b>	7.7 l
<b>OUTPUT</b>	220 kW (299 hp)
<b>TORQUE</b>	1200 Nm
<b>OVERALL LENGTH</b> (mm)	9985
<b>OVERALL WIDTH</b> (mm)	2480
<b>OVERALL HEIGHT</b> (mm)	3780
<b>WHEEL BASE</b> (mm)	5060
<b>GROSS VEHICLE WEIGHT RATIO</b> (kg)	15000
<b>MASS IN RUNNING ORDER</b> (kg)	9370
<b>PAYLOAD</b> (kg)	5630
<b>TRAILER LOAD BRAKED</b> (kg)	3000
<b>SEATS WITH THREE-POINT SEATBELT</b>	3 / 4 / 4 / 5
<b>REAR BED</b> (mm)	2000 / 1800
<b>PULL-DOWN BED DIMENSIONS</b> (optional, mm)	2000 / 1350
<b>HEIGHT ABOVE PULL-DOWN BED</b>	860
<b>REAR FLAP H / W</b> (mm)	1670 / 2050





Fiat 500  
Fiat 500 Abarth 595 C  
(optional)

## CENTURION 1060 GI

MB Atego
1530 L
6-cylinder
7.7 l
220 kW (299 hp)
1200 Nm
10755
2480
3780
5360
15000
9450
5550
3000
3 / 4 / 4 / 5
2000 / 1800
2000 / 1350
860
1670 / 2050

STANDARD EQUIPMENT

LINER

CENTURION ATEGO

CENTURION ACTROS

# SPECIAL EQUIPMENT BODY

PART NO.	MERCEDES BENZ ATEGO CHASSIS	ADDITIONAL WEIGHT IN KG
23-131-WF	Trailer coupling with max. 3,000 trailer load (can only be delivered if mounted at the factory)	29
23-152-WF	Hydraulic supporting jacks system with automatic levelling	139
23-053-WF	Spare wheel with steel rim and holder on the chassis	65
23-141-WF	7.50 x 19.5" "Alcoa Dura bright" light alloy wheels with standard tyres	-60
23-142-WF-1	Stainless-steel wheel stud cover ring and hub trim, high-gloss polished (only in combination with light alloy wheels)	5
23-380-WF	Luxury driver's cab suspension seats with air conditioning function and seat heating (only in combination with leather upholstery)	0
23-164-WF	Dual-tone compressed air horn	3
23-910-WF	Commitment fee including filled series fuel tank and Adblue tank	0
<b>BODY</b>		
23-213-WF	Real glass window and wall planking with single-pane safety glass and privacy black tinting	140
23-232-W0-1	2 x 4 m roof awning integrated into the roof profile, electric (1060 Gl)	94
23-232-W0-2	6 m roof awning integrated into the roof profile, electric (990 Gl)	76
23-535-W0	<b>LED roof lighting</b> - Driver's and passenger's side can be switched and dimmed separately, switching function on the door and dashboard - Rear, switching function on dashboard	3
23-250-W0	Electrically heatable windscreen (in stationary mode)	2
23-216-W0	<b>Mirror Cam</b> Rear view mirror camera system with front mirror camera and kerb camera as well as 3 colour displays (2 x colour displays on the right and left A-pillars and 1 x colour display in the middle of the dashboard)	0
23-271-W0	Storage compartment behind the side skirting flap behind the front axle on the right relative to the direction of travel	10
23-271-W0-1	Storage compartment behind the side skirting flap in front of the rear axle on the right relative to the direction of travel (not in combination with part No. 23-150-W0)	15
23-271-W0-2	Storage compartment behind the side skirting flap behind the front axle on the left relative to the direction of travel (not in combination with part No. 23-053-WF)	15
23-481-WF-1	Extendible bicycle rack on the left relative to the direction of travel	20
23-481-WF-2	Extendible bicycle rack on the right relative to the direction of travel	20

# SPECIAL EQUIPMENT BODY

PART NO.	LIVING ROOM / BEDROOM	ADDITIONAL WEIGHT IN KG
23-260-W0	Pull-down bed with electrical actuation, spring base, instead of front overhead lockers	72
23-722-W0	Blinds in living room with wood look	5
23-682-W0-1	Comfort lounge with an additional seatbelt spot (4-person approval)	24
23-681-W0	Bar version with adjustable individual seat (4-person approval)	66
23-689-W0-1	Extendible table	4
23-689-W0-2	Lowerable table with table upholstery cover (not in combination with bar version)	8
23-689-W0-3	Pull-out and lowerable table with table upholstery cover (not in combination with bar version)	10
23-231-W0-1	Midi-Heki instead of Mini-Heki (living room)	6
23-231-W0-2	Panorama skylight (Heki 3) instead of Mini-Heki (bedroom)	19

## KITCHEN

23-622-W0-1	Gas Ceran hob, 3-flame with automatic ignition	2
23-630-W0-1	177 l refrigerator / microwave combination instead of standard refrigerator combination	0
23-630-W0-2	177 l compressor refrigerator and stainless steel microwave with grill function, 17 l cooking area instead of standard refrigerator combination	0
23-231-W0-3	Roof ventilator with ventilation and aeration <sup>1</sup>	4
23-631-W0-2	Stainless steel microwave with grill function in lower kitchen cupboard, 26 l cooking area (not in combination with part no. 23-632-W0)	22
23-632-W0	Dishwasher in lower kitchen cupboard (not in combination with part no. 23-631-W0-2)	25

<sup>1</sup> The position of the skylight is determined after taking into account all roof structures.

# SPECIAL EQUIPMENT BODY

PART NO.	ELECTRONICS	ADDITIONAL WEIGHT IN KG
23-511-WF-1	<b>Lithium L electronic power package</b> 1 x 24 V additional lithium battery (total of 2 batteries, 400 Ah) rated output, 100 A charging/inverter combination, from 24 V to 230 V, 7000 W peak and 3500 W continuous power with mains power compensator	65
23-511-WF-2	<b>Lithium XL electronic power package</b> 2 x 24 V additional lithium battery (total of 3 batteries, 600 Ah) rated output, 100 A charging/inverter combination, from 24 V to 230 V, 7000 W peak and 3500 W continuous power with mains power compensator	130
23-511-WF-3	<b>Lithium XXL electronic power package</b> 3 x 24 V additional lithium battery (total of 4 batteries, 800 Ah) rated output, 100 A charging/inverter combination, from 24 V to 230 V, 7000 W peak and 3500 W continuous output with mains power compensator	195
23-581-W0	Alarm system with surveillance of the garage doors / flaps and the living room door	3
23-560-W0	Double reverse camera (picture via standard radio)	4
23-561-W0	Birdview, 4-camera panoramic vision system with 7" monitor	4
23-570-W0-1	Solar panels with approx. 240 W maximum power	20
23-570-W0-2	Solar panels with approx. 480 W maximum power	40
23-150-W0	2600 W gas generator, permanently installed (only in combination with gas tank)	70
23-150-W0-1	2800 W diesel generator, permanently installed	95



Solar panels with up to 800 W possible. HighPower solar panels require less space than standard solar panels and have higher output. Thanks to charge controllers with the latest MPPT charging technology (Maximum Power Point Tracking), your batteries charge up to 30 % faster than with standard solar panels.

# SPECIAL EQUIPMENT BODY

PART NO.	TV / RADIO / PHONE	ADDITIONAL WEIGHT IN KG
23-550-W0-2	<b>Satellite TV system with 40" Full HD LED Smart TV in right media cabinet, electrically lowerable</b> Satellite TV system with 85 cm mirror, fully automatic alignment, multiple-subscriber configuration by means of TWIN-LNB, connection for second receiver with 12 V and antenna socket in bedroom, audio supplied via radio system (total vehicle height plus approx. 120 mm)	50
23-550-W0-4	<b>Satellite TV system with 40" Full HD LED Smart TV in left overhead cabinet, electrically lowerable</b> Satellite TV system with 85 cm mirror, fully automatic alignment, multiple-subscriber configuration by means of TWIN-LNB, connection for second receiver with 12 V and antenna socket in bedroom, audio supplied via radio system (total vehicle height plus approx. 120 mm)	50
23-550-W0-3	<b>Satellite TV system with 40" Full HD LED Smart TV in overhead cabinet above windscreen, not lowerable</b> Satellite TV system with 85 cm mirror, fully automatic alignment, multiple-subscriber configuration by means of TWIN-LNB, connection for second receiver with 12 V and antenna socket in bedroom, audio supplied via radio system (total vehicle height plus approx. 120 mm)	43
23-551-W0	DVB-T2 exterior antenna for receiving terrestrial television (for 2 TV devices)	2
23-552-W0	Full HD 32" LED Smart TV for rear sleeping compartment with integrated TV tuner	15
23-557-W0	LTE WLAN router for amplifying external WLAN signals and Internet TV streaming	1
23-555-W0-1	Navigation system (with motorhome software and 10" touchscreen, integrated radio with DAB+ and hands-free module for telephone with Bluetooth)	4
23-556-W0-1	High-end sound system calibrated for vehicle acoustics and for the specific vehicle. Consisting of: - 3-way "driver's cab" sound system (2 x soft dome tweeters, 2 x midrange drivers, 2 x low midrange drivers) - 2-way living room system (2 x soft dome tweeters, 2 x midrange drivers) - Performance Rearsystem - Bass reflex subwoofer - High-power, 7-channel DSP amplifier	25
23-556-W0-2	High-end, 3-way TV sound system in rear sleeping compartment (2 x soft dome tweeters, 2 x midrange drivers, 2 x low midrange drivers, digital 5-channel DSP amplifier and digital sound processor for sound optimisation, LED flat screen)	20
23-521-W0	Socket combination, 230 V / 12 V / antenna, in double floor with floor routing, position: In external storage compartment, right side in the direction of travel (for optional external TV connection) (sat output)	1

STANDARD EQUIPMENT

LINER

CENTURION ATEGO

CENTURION ACTROS

## Special equipment body

PART NO.	WATER / GAS / HEATING / BATHROOM	ADDITIONAL WEIGHT IN KG
23-424-W0	External shower in the garage (driver's side)	2
23-435-W0	Container for septic/wastewater drain hose in chassis	5
23-617-W0	SOG comfort toilet ventilation with activated carbon filter for fixed tank (extraction at toilet bowl)	1
23-153-W0-2	Sensotherm cockpit heating The heating circuit of the Mercedes Atego is integrated into the Centurion heating system. The vehicle blower keeps the windscreen free of condensate even when it is parked.	5
23-153-W0-1	Hybrid heating system (5.2 kW Webasto diesel heater coupled with Alde hot water heater)	10
23-153-W0-3	Scheer diesel heating system instead of Alde hot-water gas central heating including additional Diesel tank for 100 l (only in combination with part No. 23-150-W0-1)	220
23-582-W0	Gas alarm for monitoring the living room (carbon monoxide, propane, butane, paralysing gas, KO gas)	2
23-443-W0	External gas socket on the passenger's side (BBQ point)	1
23-151-W0	Gas tank 120 l with gas prefilter, secondary gas filling point, crash sensor and fill level indicator in the control panel display, including skirting flap (including gas tank filling)	114
23-575-W0-1	2200 W roof air conditioning for the living room (total vehicle height plus 130 mm)	34
23-575-W0-2	2200 W roof air conditioning for the bedroom instead of Mini-Heki (total vehicle height plus 130 mm)	34
23-575-W0-3	Split air conditioning for the living room	70
23-575-W0-4	Split air conditioning for the bedroom	70
23-418-W0	6 l Alde-Flow additional hot water boiler	8
23-611-W0	Glazed glass door for partitioning of the toilet	12
23-440-W0	Elimination of gas storage compartment for two gas bottles (only in combination with article number 23-151-W0)	0
23-528-W0	Electric drain valves for grey and black water tank incl. camera	6
23-428-W0	Water filter system Carawater Filtradoc L	3
23-437-W0-1	Wastewater tank flushing system	3

PART NO.	UPHOLSTERY FABRIC / LEATHER / CARPET	PRICE IN EUROS INCLUDING 20 % VAT	ADDITIONAL WEIGHT IN KG
23-700-W0-1	„Vanilla“ leather upholstery including colour-coordinated Concorde collection	Series	0
23-700-W0-2	„Cream-beige“ leather upholstery including colour-coordinated Concorde collection	Series	0
23-700-W0-3	„Coco“ leather upholstery including colour-coordinated Concorde collection	Series	0
23-700-W0-4	„Savannah“ leather upholstery including colour-coordinated Concorde collection	Series	0
23-700-W0-5	„Stone beige“ nappa leather upholstery including colour-coordinated Concorde collection		2
23-700-W0-6	„Mango“ nappa leather upholstery including colour-coordinated Concorde collection		2
23-700-W0-7	„Seta“ nappa leather upholstery including colour-coordinated Concorde collection		2
23-471-W0-1	High-quality "Amtico" flooring in yacht-style		25
23-730-W0-1	Removable living room carpet (deep-pile). Colour: Creme		10
23-730-W0-2	Living room carpet (deep-pile), 3-piece runner rug, linked and removable. Colour: Creme		6

Of course, you can choose your nappa leather colour from many more than 100 colours.

We request that you ask us for alternative leather colours.

Concorde uses only the highest-quality fabrics and leather with a special dirt-repellent coating.

The mass in running order contains: The dry weight of the standard equipment including the driver (75 kg), filled standard fuel tank, 100 l of fresh water, 1 x filled 11 kg steel gas bottle, vehicle tool kit, tyre sealant/compressor. The empty weight and dimensions can change if special equipment and accessories are installed.  
All dimension and weight specifications correspond to the state of knowledge at the time of printing. Deviations of +/- 5 % are possible and permissible.



# TECHNICAL DATA



Lounge on the driver's side  
without footrest  
Lounge on the passenger's side  
with 2 comfort armchairs  
(990 MI)



Havana lounge on driver's side without footrest  
Lounge on the passenger's side with 2 comfort  
armchairs  
(1100 GSI, 1160 GSI)



## CENTURION 990 MI

<b>BASIC VEHICLE</b>	Mercedes Actros
<b>CHASSIS TYPE</b>	1840 L (22.5")
<b>ENGINE</b> (Euro VI e)	6 cylinder
<b>ENGINE CAPACITY</b>	10.7 l
<b>OUTPUT</b>	290 kW (395 hp)
<b>TORQUE</b>	1900 Nm
<b>OVERALL LENGTH</b> (mm)	10000
<b>OVERALL WIDTH</b> (mm)	2500
<b>OVERALL HEIGHT</b> (mm)	3850
<b>WHEEL BASE</b> (mm)	5500
<b>GROSS VEHICLE WEIGHT RATIO</b> (kg)	18000
<b>MASS IN RUNNING ORDER</b> (kg)	14016
<b>PAYLOAD</b> (kg)	3984
<b>TRAILER LOAD BRAKED</b> (kg)	3500
<b>SEATS WITH 3-POINT SEATBELT IN LOUNGE / BAR VERSION</b>	3 / 4
<b>REAR BED</b> (mm)	2000 / 1800
<b>PULL-DOWN BED DIMENSIONS</b> (optional, mm)	2000 / 1350
<b>HEIGHT ABOVE PULL-DOWN BED</b>	860
<b>REAR FLAP H / W</b> (mm)	–
<b>LEFT AND RIGHT GARAGE DOOR, H / W</b> (mm)	1300 / 1085



Smart 3

### CENTURION 990 MT

Mercedes Actros	Mercedes Actros
1840 L (22.5")	1840 L (22.5")
6 cylinder	6 cylinder
10.7 l	10.7 l
290 kW (395 hp)	290 kW (395 hp)
1900 Nm	1900 Nm
9960	11130
2500	2500
3850	3850
5500	5500
18000	18000
14236	14786
3764	3214
3500	3500
3	3
2000 / 1800	2000 / 1800
1900 / 1400	2000 / 1350
860	860
-	1670 / 2050
1250 / 1035	-

### CENTURION 1100 GSI

STANDARD EQUIPMENT

LINER

CENTURION ATEGO

CENTURION ACTROS

# TECHNICAL DATA



Lounge on the driver's side  
without footrest  
Lounge on the passenger's side  
with 2 comfort armchairs  
(990 MI)



Havana lounge on driver's side without footrest  
Lounge on the passenger's side with 2 comfort  
armchairs  
(1100 GSI, 1160 GSI)



Fiat 500  
Fiat 500 Abarth 595 C  
(optional)

## CENTURION 1160 GSI

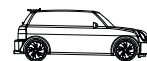
<b>BASIC VEHICLE</b>	Mercedes Actros
<b>CHASSIS TYPE</b>	1840 L (22.5")
<b>ENGINE</b> (Euro VI e)	6 cylinder
<b>ENGINE CAPACITY</b>	10.7 l
<b>OUTPUT</b>	290 kW (395 hp)
<b>TORQUE</b>	1900 Nm
<b>OVERALL LENGTH</b> (mm)	11730
<b>OVERALL WIDTH</b> (mm)	2500
<b>OVERALL HEIGHT</b> (mm)	3850
<b>WHEEL BASE</b> (mm)	5800
<b>GROSS VEHICLE WEIGHT RATIO</b> (kg)	18000
<b>MASS IN RUNNING ORDER</b> (kg)	15146
<b>PAYLOAD</b> (kg)	2854
<b>TRAILER LOAD BRAKED</b> (kg)	3500
<b>SEATS WITH 3-POINT SEATBELT IN LOUNGE / BAR VERSION</b>	3
<b>REAR BED</b> (mm)	2000 / 1800
<b>PULL-DOWN BED DIMENSIONS</b> (optional, mm)	2000 / 1350
<b>HEIGHT ABOVE PULL-DOWN BED</b>	860
<b>REAR FLAP H / W</b> (mm)	1670 / 2050
<b>LEFT AND RIGHT GARAGE DOOR, H / W</b> (mm)	-



Smart 3



Fiat 500  
Fiat 500 Abarth 595 C  
(optional)



Mini Cooper SD

### CENTURION 1165 GSI

Mercedes Actros	Mercedes Actros
1840 L (22.5")	1840 L (22.5")
6 cylinder	6 cylinder
10.7 l	10.7 l
290 kW (395 hp)	290 kW (395 hp)
1900 Nm	1900 Nm
11730	12000
2500	2500
3850	3850
5800	5800
18000	18000
15146	15300
2854	2700
3500	3500
3	3
2000 / 1800	2000 / 1800
2000 / 1350	2000 / 1350
860	860
1670 / 2050	1670 / 2050
-	-

### CENTURION 1200 GSI

STANDARD EQUIPMENT

LINER

CENTURION ATEGO

CENTURION ACTROS

# TECHNICAL DATA



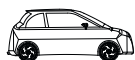
Havana lounge on driver's side without footrest  
Lounge on the passenger's side with 2 comfort armchairs



Fiat 500  
Fiat 500 Abarth 595 C  
(optional)

## CENTURION 1200 GST

<b>BASIC VEHICLE</b>	Mercedes Actros
<b>CHASSIS TYPE</b>	2540 L (22.5")
<b>ENGINE</b> (Euro VI e)	6 cylinder
<b>ENGINE CAPACITY</b>	10.7 l
<b>OUTPUT</b>	290 kW (395 hp)
<b>TORQUE</b>	1900 Nm
<b>OVERALL LENGTH</b> (mm)	12000
<b>OVERALL WIDTH</b> (mm)	2500
<b>OVERALL HEIGHT</b> (mm)	3850
<b>WHEEL BASE</b> (mm)	5800
<b>GROSS VEHICLE WEIGHT RATIO</b> (kg)	22000
<b>MASS IN RUNNING ORDER</b> (kg)	16586
<b>PAYLOAD</b> (kg)	5414
<b>TRAILER LOAD BRAKED</b> (kg)	3000
<b>SEATS WITH THREE-POINT SEATBELT</b>	4
<b>REAR BED</b> (mm)	2000 / 1800
<b>PULL-DOWN BED DIMENSIONS</b> (optional, mm)	1900 / 1400
<b>HEIGHT ABOVE PULL-DOWN BED</b>	920
<b>REAR FLAP H / W</b> (mm)	1670 / 2050



Fiat 500  
Fiat 500 Abarth 595 C  
(optional)



Smart 3

### CENTURION 1204 GST

Mercedes Actros	Mercedes Actros
2540 L (22.5")	2540 L (22.5")
6 cylinder	6 cylinder
10.7 l	10.7 l
290 kW (395 hp)	290 kW (395 hp)
1900 Nm	1900 Nm
12000	12000
2500	2500
3850	3850
5800	5800
22000	22000
16586	16586
5414	5414
3000	3000
4	4
2000 / 1800	2000 / 1800
1900 / 1400	1900 / 1400
920	920
1670 / 2050	1670 / 2050

### CENTURION 1205 GST

STANDARD EQUIPMENT

LINER

CENTURION ATEGO

CENTURION ACTROS

# SPECIAL CHASSIS EQUIPMENT

PART NO.	MERCEDES ACTROS CHASSIS	ADDITIONAL WEIGHT IN KG
23-149-F0	Utilisation 26,000 kg maximum authorised mass (only 1200 GST, 1204 GST, 1205 GST)	0
23-020-F0-1	Engine variant 1 6 cylinder, engine capacity 10.7 l, 315 kW (428 hp), torque 2100 Nm	0
23-020-F0-2	Engine variant 2 6 cylinder, engine capacity 12.8 l, 350 kW (476 hp), torque 2300 Nm	158
23-020-F0-3	Engine variant 3 6 cylinder, engine capacity 12.8 l, 390 kW (530 hp), torque 2600 Nm	221
23-131-F0-1	Trailer coupling with 3,500 kg trailer load (can only be delivered if mounted at the factory) (not 1200 GST, 1204 GST, 1205 GST)	29
23-131-F0-2	Trailer coupling can be removed with 3,000 kg trailer load (22,000 maximum authorised mass)	33
23-050-F0	Wide tyres for front axle 385 / 55R22.5	4
23-141-F0-1	11.5 x 22.5" light alloy wheels, "Alcoa Dura bright" with standard tyres (990 MI, 990 MT, 1100 GSI, 1160 GSI, 1165 GSI, 1200 GSI) (quantity 6)	-60
23-141-F0-2	11.5 x 22.5" light alloy wheels, "Alcoa Dura bright" with standard tyres (1200 GST, 1204 GST, 1205 GST) (quantity 8)	-80
23-142-F0-1	Stainless-steel wheel stud cover ring and hub trim, high-gloss polished (only in combination with light alloy wheels) (990 MI, 990 MT, 1100 GSI, 1160, 1165 GSI, 1200 GSI)	5
23-142-F0-2	Stainless-steel wheel stud cover ring and hub trim, high-gloss polished (only in combination with light alloy wheels) (1200 GST, 1204 GST, 1205 GST)	7
23-052-F0	Tyre pressure control system (990 MI, 990 MT, 1100 GSI, 1160 GSI, 1165 GSI, 1200 GSI)	3
23-052-F0-1	Tyre pressure control system (1200 GST, 1204 GST, 1205 GST)	3
23-042-F0-1	Radar-controlled adaptive cruise control	10
23-042-F0-2	Swaying control assistant	10
23-042-F0-4	Active Drive Assist including lane departure warning system, active (not for 1200 GST, 1204 GST, 1205 GST) (only in combination with part No. 23-042-F0-1)	3
23-021-F0	Secondary oil retarder	42
23-163-F0	4-way wide-range spotlight on the driver's cab roof (990 MT, 1200 GST, 1204 GST, 1205 GST only)	15
23-060-F0	Driver's cab climate control with residual heat utilisation instead of air conditioning	2
23-160-F0-1	Driver's and passenger's seat with climate control	20
23-160-F0-2	Driver's and passenger's seat with massage function (990 MT, 1200 GST, 1204 GST, 1205 GST only)	20
23-321-F0	Smartphone charging tray for wireless charging with induction	2
23-014-F0-2	Diesel tank for 500 l (1160 GSI, 1165 GSI, 1200 GSI, 1200 GST, 1204 GST, 1205 GST only)	125
23-910-F0	Commitment fee including filled series fuel tank and Adblue tank	0



# SPECIAL EQUIPMENT BODY

PART NO.	BODY	ADDITIONAL WEIGHT IN KG
23-481-F0	Lashing system with airline rails and 4 lashing rings embedded in rear garage floor (not for G models)	4
23-232-F0-3	6.0 m roof awning integrated in roof profile, electric (990 MI, 990 MT)	66
23-232-F0-1	2 x 4 m roof awning integrated into the roof profile, electric (1100 GSI, 1200 GST, 1204 GST, 1205 GST)	84
23-232-F0-2	2 x 4.5 m roof awning integrated into the roof profile, electric (1160 GSI, 1165 GSI, 1200 GSI)	95
23-535-F0	LED roof lighting: - Driver's and passenger's side can be switched and dimmed separately. Switching function on the door and dashboard - Rear, switching function on dashboard Alternative switching functions possible using a smartphone.	3
23-216-F0	<b>Mirror Cam</b> Rear view mirror camera system with front mirror camera and kerb camera as well as 3 colour displays (2 x colour displays on the right and left A-pillars and 1 x colour display in the middle of the dashboard) (for I models only)	0
23-481-F0-1	Extendible bicycle rack on the left relative to the direction of travel (for G models only)	20
23-481-F0-2	Extendible bicycle rack on the right relative to the direction of travel (for G models only)	20
23-280-F0-2	Omission of slide-out (not for 990 MI, 990 MT)	-200

## LIVING ROOM / BEDROOM

23-260-F0-1	Pull-down bed (990 MI, 1100 GSI, 1160 GSI, 1165 GSI, 1200 GSI) Electrically-actuated pull-down bed in driver's cabin. Mattress size 2000 x 1350 mm, cold-foam mattress H = 120 mm and spring base	53
23-260-F0-2	Pull-down bed (990 MT, 1200 GST, 1204 GST, 1205 GST) (with driver's cab roof reinforcement) Electrically-actuated pull-down bed in driver's cabin, electronic drive with dual motor. Mattress size 1900 x 1400 mm, cold-foam mattress H = 120 mm. Spring base with glass fibre profiled rods and Carawinx spring system	65
23-722-F0	Electric blinds in living room (not 990 MT)	19
23-680-F0-1	Lounge on the driver's side with one mechanically-adjustable comfort armchairs without footrest and 2 seatbelt spots (only 990 MI, 990 MT)	38
23-680-F0-2	Havana lounge on the driver's side with two electrically-adjustable relaxing armchairs without footrest (not 990 MI, 990 MT)	0
23-680-F0-3	Lounge on the passenger's side with two mechanically-adjustable comfort armchairs without footrest (only 990 MI)	0
23-680-F0-4	Lounge on the passenger's side with two mechanically-adjustable comfort armchairs without footrest (not 990 MI, 990 MT)	0
23-688-F0-1	Side couch with seatbelt fold-down spot (only 990 MI)	0
23-688-F0-2	Side couch with seatbelt fold-down spot (not 990 MI, 990 MT)	0

STANDARD EQUIPMENT

LINER

CENTURION ATEGO

CENTURION ACTROS

# SPECIAL EQUIPMENT BODY

PART NO.	KITCHEN	ADDITIONAL WEIGHT IN KG
23-630-F0	177 l refrigerator / microwave combination instead of standard refrigerator combination	0
23-630-F0-4	177 l compressor refrigerator and stainless steel microwave with grill function, 17 l cooking area instead of standard refrigerator combination	0
23-630-F0-2	Compressor refrigerator 299 l, double-door (only 990 MI, 990 MT)	30
23-631-F0	Stainless steel microwave with grill function next to the refrigerator, 230 V operation via external connection, 26 l cooking area (not 990 MI, 990 MT)	22
23-632-F0	Dishwasher next to refrigerator (not 990 MI, 990 MT)	25
23-622-F0	2-zone induction hob instead of a ceramic gas hob	0

## ELECTRONICS

23-511-F0-2	<b>Lithium L electronic power package</b> 1 x 24 V additional lithium battery (total of 2 batteries, 400 Ah) rated output, 100 A charging/inverter combination, from 24 V to 230 V, 7000 W peak and 3500 W continuous power with mains power compensator	55
23-511-F0-3	<b>Lithium XL electronic power package</b> 2 x 24 V additional lithium battery (total of 3 batteries, 600 Ah) rated output, 100 A charging/inverter combination, from 24 V to 230 V, 7000 W peak and 3500 W continuous power with mains power compensator	110
23-511-F0-4	<b>Lithium XXL electronic power package</b> 3 x 24 V additional lithium battery (total of 4 batteries, 800 Ah) rated output, 100 A charging/inverter combination, from 24 V to 230 V, 7000 W peak and 3500 W continuous output with mains power compensator	165
23-581-F0-1	Alarm system with surveillance of garage door and living room door (only 990 MI, 1100 GSI, 1160 GSI, 1165 GSI, 1200 GSI)	3
23-581-F0-2	Alarm system with surveillance of garage door and living room door (only 990 MT, 1200 GST, 1204 GST, 1205 GST)	3
23-561-F0	Birdview, 4-camera 360° panoramic vision system (image displayed on additional 10" monitor) instead of double reverse camera	4
23-570-F0	Solar panel system with approx. 480 W maximum power (charge controller with MPP technology)	40
23-150-F0-1	2600 W gas generator, permanently installed	50
23-150-F0-2	8000 W Panda diesel generator, sound insulated with oxide catalytic converter including switch-on in the event of battery undervoltage	100

# SPECIAL EQUIPMENT BODY

PART NO.	TV / RADIO / PHONE	ADDITIONAL WEIGHT IN KG
23-550-F0-1	<b>Satellite TV system with 40" Full HD LED Smart TV in right media cabinet, can be electrically extended</b> (not 990 MT) Satellite TV system with 85 cm mirror, fully automatic alignment, multiple-subscriber configuration by means of TWIN-LNB, connection for second receiver with 12 V and antenna socket in bedroom, audio supplied via radio system (total vehicle height plus approx. 100 mm)	38
23-550-F0-2	<b>Satellite TV system with 40" Full HD LED Smart TV in left media cabinet, can be electrically extended</b> (for 990 MT) Satellite TV system with 85 cm mirror, fully automatic alignment, multiple-subscriber configuration by means of TWIN-LNB, connection for second receiver with 12 V and antenna socket in bedroom, audio supplied via radio system (total vehicle height plus approx. 100 mm)	38
23-551-F0	DVB-T2 exterior antenna for receiving terrestrial television (for 2 TV devices)	2
23-552-F0	Full HD 32" LED Smart TV for rear sleeping compartment with integrated TV tuner	15
23-557-F0-1	LTE WLAN router for amplifying external WLAN signals and Internet TV streaming	1
23-556-F0-1	High-end sound system calibrated for vehicle acoustics and for the specific vehicle. Consisting of: - 3-way "driver's cab" sound system (2 x soft dome tweeters, 2 x midrange drivers, 2 x low midrange drivers) - 2-way living room system (2x soft dome tweeters, 2 x midrange drivers) - Performance rear system - Bass reflex subwoofer - High-power, 7-channel DSP amplifier	25
23-556-F0-2	High-end, 3-way TV sound system in rear sleeping compartment (2 x soft dome tweeters, 2 x midrange drivers, 2 x low midrange drivers, digital 5-channel DSP amplifier and digital sound processor for sound optimisation, LED flat screen)	20
23-521-F0	Socket combination, 230 V / 12 V / antenna / in double floor with floor routing, position: In external storage compartment, right side in the direction of travel (for optional external TV connection) (sat output)	1

STANDARD EQUIPMENT

LINER

CENTURION ATEGO

CENTURION ACTROS

# SPECIAL EQUIPMENT BODY

PART NO.	WATER / GAS / HEATING / BATHROOM	ADDITIONAL WEIGHT IN KG
23-424-F0	External shower in the garage (driver's side)	2
23-435-F0	Container for septic/wastewater drain hose in chassis	8
23-617-F0	SOG comfort toilet ventilation with activated carbon filter for fixed tank (extraction at toilet bowl)	1
23-153-F0-1	Scheer diesel heating system instead of Alde hot-water gas central heating	100
23-582-F0	Gas alarm for monitoring the living room (carbon monoxide, propane, butane, paralysing gas, KO gas)	2
23-575-F0-1	2400 W roof air conditioning with 1700 W heating element (living room) (total vehicle height plus 130 mm) (living room integrated in roof ventilation concept)	34
23-575-F0-2	2400 W roof air conditioning with 1700 W heating element (bedroom) (total vehicle height plus 130 mm) (bedroom integrated in roof ventilation concept)	34
23-575-F0-3	Split air conditioning for the living room	70
23-575-F0-4	Split air conditioning for the bedroom	70
23-418-F0	6 l Alde-Flow additional hot water boiler	8
23-528-F0	Electric drain valves for grey and black water tank incl. camera	6
23-428-F0	Water filter system Carawater Filtradoc L	3

# SPECIAL EQUIPMENT BODY

PART NO.	UPHOLSTERY FABRIC / LEATHER / CARPET	PRICE IN EUROS INCLUDING 20 % VAT	ADDITIONAL WEIGHT IN KG
23-700-F0-1	„Stone beige“ nappa leather upholstery including colour-coordinated Concorde collection	Series	0
23-700-F0-2	„Mango“ nappa leather upholstery including colour-coordinated Concorde collection	Free of charge	0
23-700-F0-3	„Seta“ nappa leather upholstery including colour-coordinated Concorde collection	Free of charge	0
23-730-F0-1	Living room carpet (deep-pile) Flush-fitting and removable. Colour: Creme		10
23-730-F0-2	Living room carpet (deep-pile), 3-piece and removable. Colour: Creme		6

Of course, you can choose your nappa leather colour from many more than 100 colours.

We request that you ask us for alternative leather colours.

STANDARD EQUIPMENT

LINER

CENTURION ATEGO

CENTURION ACTROS

Concorde uses only the highest-quality fabrics and leather with a special dirt-repellent coating.

The mass in running order contains: The dry weight of the standard equipment including the driver (75 kg), filled standard fuel tank, filled fresh water tank, filled gas tank, vehicle tool kit. The empty weight and dimensions can change if special equipment and accessories are installed. All dimension and weight specifications correspond to the state of knowledge at the time of printing. Deviations of +/- 5 % are possible and permissible.



# ***Concorde***

REISEMOBILE AUS LEIDENSCHAFT



Concorde Reisemobile GmbH  
Concorde-Straße 2-4 · D-96132 Schlüsselfeld-Aschbach (Germany)  
Phone +49 (0) 9555 9225-0 · Fax +49 (0) 9555 9225-44  
Internet: [www.concorde.eu](http://www.concorde.eu) · E-mail: [info@concorde.eu](mailto:info@concorde.eu)

Technical modifications reserved provided that the overall product quality remains the same or is improved and the intended purpose is not impaired. On publication of this technical information, all previous are rendered invalid. Subject to change without notice, errors excepted.

EN\_Centurion\_Version: 11/2022