

EN



Concorde

REISEMOBILE AUS LEIDENSCHAFT



CRUISER
UP TO 12 T



Concorde

REISEMOBILE AUS LEIDENSCHAFT

"We are passionate about motorhomes" is not just a slogan but rather the philosophy of the company.

The entire staff works with passion, enthusiasm and commitment to produce handcrafted masterpieces on the basis of engineering expertise, design creativity and precision in production.

Overall, each Concord motorhome is the result of many years of experience, innovative development work, scientific knowledge, professional implementation of individual customer requests and tried-and-tested production processes.

Every vehicle is a masterpiece that is true to the motto "We are passionate about motorhomes".

"WE ARE PASSIONATE
ABOUT MOTORHOMES"
FOR THE PAST 40 YEARS



Today's Concorde Reisemobile GmbH has its roots in the year 1981 and is among the modern pioneers in German motorhome construction. Concorde has been based in Aschbach for 28 years and, thanks to a committed management team that has experience in the industry, has developed there into an attractive location with a highly modern motorhome production facility.

Each year, approximately 400 exclusive motorhomes are manufactured here using a precisely balanced combination of individual craftsmanship and high-precision – and, in part – computer-controlled technology. On request, these motorhomes can also be individually customized.

Also referred to as "land yachts", these vehicles are absolute premium products full of innovation, precision and passion.







CONTENTS

REFINED FEATURES	34
PASSION	36

CRUISER IVECO DAILY

INTERIOR	8
SERIES HIGHLIGHTS	16
FLOOR PLAN	18

CRUISER MB ATEGO

INTERIOR	22
SERIES HIGHLIGHTS	28
FLOOR PLAN	30

THE ALL-ROUNDERS



The perfect combination of mobility, size and performance

The Cruiser, available on either an Iveco or Mercedes chassis, represents the alcove tradition at Concorde. Proven technology and comfortable equipment are the result of many years of experience in motorhome construction. While the smaller models on an Iveco chassis – also available with four-wheel drive – are especially attractive to a casual clientele, the larger models stand for substantial spaciousness, high payload and impressive performance.







IVECO

D CONCORDE

IVECO DAILY

MERCEDES ATEGO



SPECIALITIES OF THE HOUSE

With the separate sleeping space in the alcove, the remainder of the floor plan and especially the living and kitchen areas have particular importance. At Concorde, kitchens are a speciality of the house. Every corner is utilized with an intelligent storage space system. Function and design are exemplary. The technical equipment satisfies even kitchen professionals. The living area, with Concorde's round seating group at the rear, offers fantastic impressions and views. Ergonomically optimized seating and living-room furniture convey an unparalleled atmosphere.



Learn about the large selection of furniture front panels and seating group variants with their leathers and fabrics.



THE OASES OF WELL-BEING

The bathroom and sleeping area are perfect places of retreat to recharge body and soul. Spacious shower, extensive washbasin, comfortable toilet and a walk-in wardrobe are an optimum ensemble for daily body care. Comfortable twin beds with convenient access via sliding steps as well as a substantial height with headroom offer an oasis of tranquillity for restful sleep.





THE SERIES

The Cruiser models are available on Iveco Daily chassis, also with 4x4 drive.



A stable pipe system, i.e. no flexible hoses, offers water pressure and supply just like at home. Smooth pipe walls prevent deposits and ensure excellent hygiene.



HIGHLIGHTS

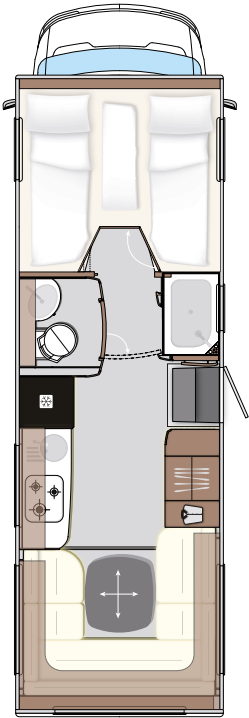
Thanks to the specially insulated and separately heatable cabin layout, the Cruiser models are ideally suited to winter use.



The heatable double floor with enormous internal height offers generous storage space. Storage space flaps that swivel 180° make loading bulky objects easy.

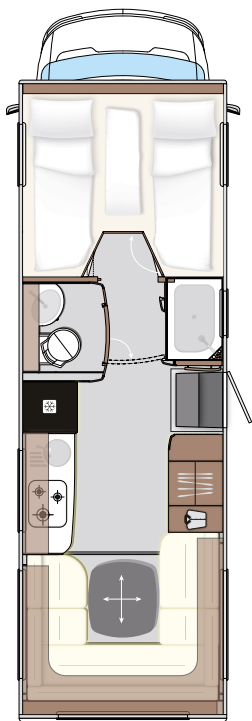


Here you can see all the series highlights of the Iveco Cruiser.



CRUISER 791 RL

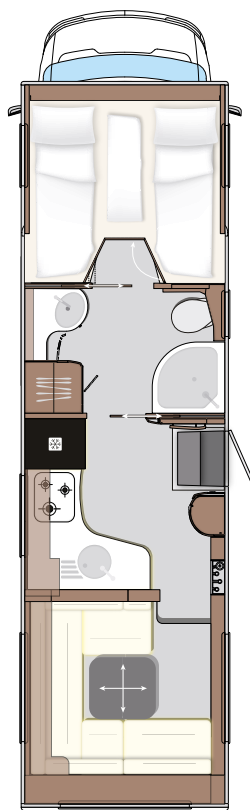
BASIC VEHICLE	Iveco Daily
CHASSIS TYPE	65C18
ENGINE (Euro VI e)	4-Zylinder
ENGINE CAPACITY	3,0 l
OUTPUT	132 kW (180 PS)
TORQUE	430 Nm
OVERALL LENGTH (mm)	7990
OVERALL WIDTH (mm)	2380
OVERALL HEIGHT (mm)	3550
WHEEL BASE (mm)	4350
MAXIMUM TECHNICALLY-AUTHORISED	
GROSS VEHICLE WEIGHT (kg)	6500
MASS IN RUNNING ORDER (kg)	4870
PAYLOAD (kg)	1630
TRAILER LOAD BRAKED (kg)	3500
SEATS WITH THREE-POINT SEATBELT	2 / 4



CRUISER 791 RL SUV 4x4

Iveco Daily
70S18
4-Zylinder
3,0 l
132 kW (180 PS)
430 Nm
8050
2380
3680
4415

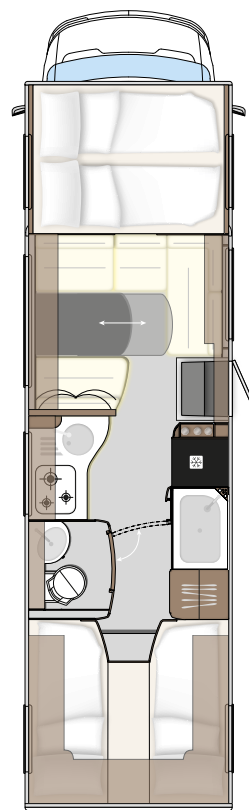
7000
5590
1410
3500
2 / 4



CRUISER 890 RRL

Iveco Daily
70C18
4-Zylinder
3,0 l
132 kW (180 PS)
430 Nm
8990
2380
3550
5100

7000
5130
1870
3500
2 / 4



CRUISER 891 L

Iveco Daily
70C18
4-Zylinder
3,0 l
132 kW (180 PS)
430 Nm
8990
2380
3550
5100

7000
5130
1870
3500
4 / 5 / 6





IVECO DAILY

MERCEDES ATEGO

THE POWER PACK: CRUISER ON ATEGO.



The Cruiser on Atego impresses with its rear-wheel drive, unbridled power and the highest level of functionality. A high seat position provides optimum all-round visibility for a safe and enjoyable driving experience. It is a winterproof alcove of the luxury class which – with a special sense of space, substantial size and payload as well as an extremely high level of performance – ensures uninhibited mobility. Four especially comfortable beds and an intelligent storage space concept offer plenty of room for people and materials alike.



LIVE LIKE AT HOME

The living room in the rear is designed as a spacious living space with high-quality seating as well as visually and functionally designed furnishings for an exclusive atmosphere. The kitchen impresses with an ingenious storage system, with optimum, model-dependent equipment such as a three-burner stove, single-lever mixer tap, stainless steel kitchen sink, refrigerator, oven and microwave.



Learn about the large selection of furniture front panels and seating group variants with their leathers and fabrics.



CRUISER 950 RLA




CRUISER 890 RLA



CRUISER 890 RLA



CRUISER 890 RLA



CRUISER 890 RLA

OASES OF WELL-BEING AND TRANQUILLITY

The premium and spacious bathroom with shower and toilet as well as large washbasin with storage areas is tailored to all aspects of body care. The optional underfloor heating completes the circle of all-round well-being. The alcove double bed ensures peaceful and restful sleep with a luxury mattress system and high head clearance. Alcove side windows and skylights convey the atmosphere of a quiet oasis with heavenly view.

CRUISER 950 LSA



THE SERIES

The integrated awning perfectly blends into the vehicle body both visually and aerodynamically. As an almost invisible accessory, it does an excellent job of providing plenty of shade.



The multifunctional adjustable hot water heating system creates three different warm areas which can be heated separately from each other. By means of a thermostatic valve, the temperature of the living room, wellness area a sleeping space can be independently controlled. The two-circuit underfloor heating enables separate control of living room and bathroom.



HIGHLIGHTS

The reclining chair – an additional piece of furniture with relaxing recliner/seat function – complements the existing range of comfortable seating.



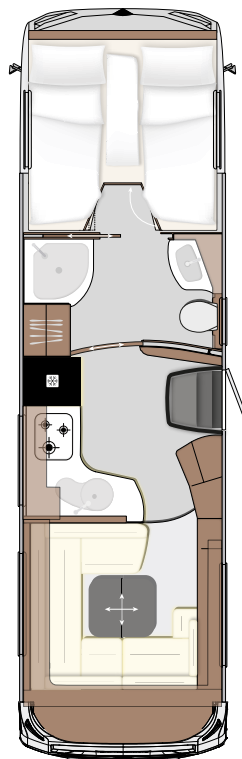
The on-board 230 V power supply in the standard version is ensured by two gel batteries with a total capacity of 340 Ah and a sinus inverter (1600 W continuous output and 3000 W peak output).



Here you can see all series highlights of the Mercedes Benz Cruiser.

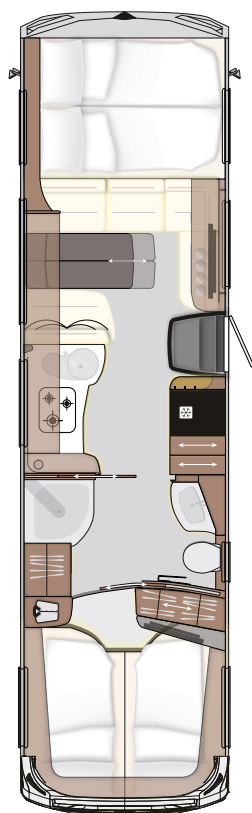


MB CRUISER



CRUISER 890 RLA

BASIC VEHICLE	MB Atego
CHASSIS TYPE	1230 L
ENGINE (Euro VI e)	6-Zylinder
ENGINE CAPACITY	7,7 l
OUTPUT	220 kW (299 PS)
TORQUE	1200 Nm
OVERALL LENGTH (mm)	8985
OVERALL WIDTH (mm)	2480
OVERALL HEIGHT (mm)	3860
WHEEL BASE (mm)	4460
MAXIMUM TECHNICALLY-AUTHORISED GROSS VEHICLE WEIGHT (kg)	11990
MASS IN RUNNING ORDER (kg)	8505
PAYLOAD (kg)	3485
TRAILER LOAD BRAKED (kg)	3000
SEATS WITH THREE-POINT SEATBELT	2 / 4



CRUISER 950 LSA

MB Atego

1230 L

6-Zylinder

7,7 l

220 kW (299 PS)

1200 Nm

9585

2480

3860

4760

11990

8685

3305

3000

4 / 6



Concorde

CONCORDE



CRUISER

IVECO DAILY

MERCEDES ATEGO



DESIGN
CONCEPTS



LEATHER AND
FABRICS



FEATURES



SIMPLY
INGENIOUS




CABIN CON-
STRUCTION





WE ARE PASSIONATE ABOUT MOTORHOMES.

Concorde is committed to thinking like a manufacturer. We manufacture motorhomes of the highest quality for the highest demands. Every vehicle is unique, an individual masterpiece, classically hand-crafted by a traditional Franconian company, with unwavering passion, enthusiasm and inspiration. Because a passion for motorhomes is what unites the people at Concorde. And it is that which unites us with you.





Concorde

REISEMOBILE AUS LEIDENSCHAFT



Concorde Reisemobile GmbH
Concorde-Straße 2-4 · D-96132 Schlüsselfeld-Aschbach (Germany)
Phone +49 (0) 9555 9225-0 · Fax +49 (0) 9555 9225-44
Internet: www.concorde.eu · E-mail: info@concorde.eu

All information and figures apply for Concorde motorhomes from model year 2023. Model programmes, technical data and equipment features can differ from country to country. The design is based on StVO (German Road Traffic Act) and StVZO (German Road Traffic Licensing Regulations). We reserve the right to make changes, even without advance notice. Your Concorde dealer would be happy to give you current information. Please note that vehicles with special equipment are pictured which can deviate from the scope of delivery and standard equipment.

CRUISER_EN: 07/2022