

50 years of Smiles Est. 1964



Powered by the greener and more fuel efficient Euro 5+ Engine

WWW.SWIFTGROUP.CO.UK



FIND OUT MORE SWIFTGROUP.CO.UK



This brochure does not constitute an offer by Swift Group Limited (Swift). Swift reserves the right to alter specifications and prices at any time as materials and conditions demand. Distributors and dealers sell Swift products on their own account and not as agents of Swift. Accordingly, they have no authority to bind Swift or to make any representation or undertaking whatsoever on behalf of Swift. All props are for photographic purposes only and are not included in the specification. Issued September 2014.

PART OF THE SWIFT GROUP Cottingham · East Yorkshire · United Kingdom



AUTOCRUISE VAN CONVERSIONS 2015 MODEL RANGE





Smile

## A NUMBER ONE

Autocruise specialise exclusively in the design and manufacture of van conversion motorhomes and have the backing of the UK's leading leisure vehicle manufacturer, the Swift Group.

This backing shares the benefits of what is probably the most extensive research and testing program in the industry, from the materials and equipment used, to simulated crash tests to prove the safety of the anchoring points for all passenger seats. Prototypes are put through conditions most products will never have to experience in a life time; all part of the Swift Group Ethos to deliver the best products to you.





**The Autocruise Panel Van range is the No.1 choice for van conversions based on specification, value and layout options.**

With an improved Alto layout in the range, the latest cab with LED daytime running lights, a smart silver paint finish and new interior styling, it is set to keep this position for the new season.

New high gloss 'Aralie Sen' locker doors with a smoked oak inlay and new 'Edison' soft furnishings with a monochrome timeless class give the interior a more contemporary feel.





**Whether you need a vehicle for everyday use, holiday or business, the van conversion range is incredibly versatile. Compact and with car like driving qualities they are as much at home on the high street as on holiday.**

Based on a Peugeot Boxer or a Fiat Ducato if you prefer an automatic engine, they are transformed to provide all the home comforts of larger coachbuilt models in a more manageable size. They have a very high specification and with Truma Combi heating achieve the Grade 3 standard for heating and thermal insulation.

**JOIN US ONLINE**  
Social Network for Motorhome Enthusiasts

 [SWIFT-TALK.CO.UK](http://SWIFT-TALK.CO.UK)

   FIND US ON SOCIAL NETWORKS

Image shows optional leather and 'Impala' scheme



Smile

## CARRERA 4

The sporty Carrera 4 comes with a host of additional features over the standard range and is aimed at those who want to get out and about and experience new challenges.

The white exterior has eye-catching graphics, 16" alloy wheels, and privacy blacked out windows. A roof rack is ideal for carrying sporting equipment and a roll out canopy awning provides shade. A 40W solar panel tops up the leisure battery while you are on the go.



**Inside the soft furnishings continue the sporty feel in black with an orange highlight strip and there is an enviable list of high specification features.**

Gloss white locker doors with chunky chrome catches, chrome berker sockets, 'twirl' laminate and hessian effect furniture panels finish off the trendsetting feel. With dimmable overhead and under locker lighting and a 22" Avtex flatscreen TV with DVD, freeview and an Avtex aerial to ensure a good signal, you can kick back and relax wherever your adventure takes you.

## FEATURES

You can be reassured when you buy an Autocruise Van Conversion that they all come with the following market leading features.



TRACKER Retrieve has been chosen exclusively by Swift Group since 2013, to be fitted to all its motorhomes as one of the most effective tracking systems available. Powered by its own battery it is ideal while the vehicle is in use or in storage.



'Impala' is a luxury upholstery fabric that combines a soft velvet feel with outstanding cleaning results and exceptional durability.

'Impala' is available exclusively to the Swift Group.



With upgraded Truma heating all models meet the Grade 3 standard for heating and insulation.



Glamour Shield is the UK's official provider of Supagard™ paint and fabric protection solutions to the leisure vehicle industry and the only provider recommended by Swift Group. Supagard™ is only available as an optional extra.

Ask your dealer for details.

## CORE RANGE

### Exterior/ Panel Van

- **New** Generation Peugeot Boxer panel and Fiat Ducato panel vans
- European Whole Vehicle Type Approval ensures compliance with strict weight, dimension and safety regulations
- Grade 3 classification (EN 1646-1) for heating and thermal insulation (for sub-zero ambient temperatures)
- Body insulated with high performance 3M's 'Thinsulate'
- Peugeot 2.2 litre or Fiat 2.3 litre Euro 5+ 130bhp, engine with 6-speed gearbox (Except Rhythm Compact)
- 110bhp, 2.2 litre Peugeot Euro 5+ engine with 6-speed gearbox standard in Rhythm Compact
- Medium wheel base 3.3 tonne - Rhythm Compact
- Long wheel base 3.5 tonne - Accent, Rhythm & Carrera 4
- Extra Long wheel base 3.5 tonne - Alto & Forte
- **New** Silver metallic paintwork with bold graphics (Bianca White on Carrera 4)
- **New** Dashboard design with fully integrated factory-fit Radio/MP3 player with Bluetooth, switch-off timing adjustable up to 3 hours and roof mounted aerial (DAB radio on Peugeot models)
- **New** Techno silver dash kit
- Removable cab carpet
- Driver and passenger airbags
- **New** Captains chairs with twin armrests and integrated headrest
- Height adjustable and swivelling driver and passenger seats
- Adjustable LED reading lights for cab seats
- Electrically operated and tinted cab windows
- Electrically adjusted and heated door mirrors fitted with direction indicators
- Key fob operated remote central locking
- External connection point for portable satellite dishes
- Rain diverter over side entrance door
- Roll-out canopy awning as standard
- ABS brakes
- EBD (electronic brake force distribution)
- Immobiliser with rolling code
- Variable power steering
- Headlamp height adjustment
- Adjustable steering wheel position
- **New** Central cup holder with slot for full width tablet (Fiat models only)
- Two 12 volt sockets in cab
- Spare wheel and tyre (Fix 'n' Go on Forte & Alto)
- Thatcham (category 7) approved TRACKER Retrieve fitted as standard

### Living Area

- **New** 'Aralie Sen' woodgrain with contemporary colouring, high gloss finish to locker doors, smoked oak inlay and chrome push button handles (except Carrera 4)
- **New** 'Edison' fabric scheme (except Carrera 4)
- Fabric wall covering with stain resistant finish
- French Oak effect, high impact, scratch resistant floor lino
- Removable carpets in living area
- Pleated windscreens blind and cab side window blinds
- **New** Double glazed windows with cassette blinds and flyscreens
- **New** Smoked oak wood grain window sills
- Lap and diagonal seat belts on designated rear passenger seat(s)
- Mini Heki clear rooflight with flyscreen and blind
- Midi Heki panoramic roof light
- Electric side entrance step
- LED side entrance light
- Bolster cushions on Rhythm, Rhythm Compact, Accent & Forte
- Main table with dedicated storage location
- **New** Rear raised floor on Alto
- Additional smaller table in Rhythm, Rhythm Compact & Accent
- Swing out table mechanism on Alto, Accent, Forte & Carrera 4
- TV extending mounting bracket for 15" flat-screen TV
- Gas strut lounge seat lid support in Rhythm, Rhythm Compact and Forte
- Branded black rear speakers
- Smoke alarm
- Carbon monoxide alarm

### Kitchen

- 3 burner hob with combination oven/grill (Rhythm, Forte and Rhythm Compact)
- 2 burner hob and grill (Alto, Accent and Carrera 4)
- Space for optional microwave oven (part of Comfort Pack)
- Dometic 80 litre 230V/12V/gas fridge
- Stainless steel sink with glass lid
- **New** Vector chrome effect mixer tap
- Waste bin (Not on Forte)
- Chrome finish crockery rack (except Accent, Rhythm Compact & Carrera 4)

### Washroom

- Mirrored vanity cupboard and fold-away washbasin (Rhythm & Rhythm Compact)
- Mirrored vanity cupboard and fixed washbasin (Accent, Forte, Alto & Carrera 4)

- **New** Vector chrome effect mixer tap
- Shower mixer with retainer
- Thetford cassette toilet with electric flush
- Multi-directional rooflight with flyscreen

### Heating and Plumbing

- Dual fuel heating with Truma Combi 4 1.8kW electric/4kW gas/3.8kW combined
- Truma 'Crash Sensor Mono' regulator for en-route use of heating and water heating
- Insulated fresh water tank capacity 66 litres (Rhythm & Accent - 100 litres)
- Waste water tank capacity 41 litres (Rhythm & Accent - 58 litres)
- High capacity internal water pump
- 12V exterior power point for pump filling of water tank (pump not supplied)
- Gas bottle capacity 2 x 7kg; butane/propane regulator (Except Forte 1 x 4.5kg plus 1 x 7kg)

### Electrical

- Fully protected mains electric system
- At least 3 x 230V sockets
- 25A charger/transformer
- Easy to read 12V control panel for:
  - Vehicle/Leisure battery selection
  - Water pump
  - Tank levels
  - Vehicle and leisure battery state
- Enhanced ultra low energy lighting system:
  - **New** Dimmable LED spotlights
- 75Ah AGM (Dir 2006/66/EC) accommodation battery
- TV station with aerial, 230V and 12V sockets
- Status 550 directional TV aerial (Avtex on Carrera 4)
- 25 metre mains hook-up cable

### Options



- Comfort-Matic automatic gearbox with Fiat Euro 5+ 130bhp, 2.3 litre engine (Only available in conjunction with Comfort Pack)
- Upgrade from 110bhp to 130bhp engine with 6-speed gearbox in Rhythm Compact (Only available in conjunction with Comfort Pack)
- Special value Comfort Pack with:
  - Steering wheel controls for radio (Peugeot cabs only)
  - Cab air-conditioning
  - Cruise control
  - Reversing sensors
  - Microwave oven
  - Burl wood and silver dash kit
  - **New** 16" alloy wheels (15" Rhythm Compact)
- Leather and 'Impala' soft furnishing scheme

## CARRERA 4


### Additional Carrera 4 Specification fitted as standard

- Bianca White paintwork with sport graphics
- Wing mirror protection covers
- Cab air-conditioning
- Cruise control
- Upgraded radio with Bluetooth mobile phone connectivity, USB iPod/MP3 device connection and steering wheel controls
- Rear parking sensors
- 16" alloy wheels
- Roll-out canopy awning
- Roof rack with rear ladder access
- Privacy blacked out windows
- Hessian effect and gun metal furniture with gloss white locker doors
- 'Brooklands' black furnishing scheme
- Wall board finish in black
- Dimmable overhead and under locker lighting
- Microwave oven
- 22" Avtex Flat-screen TV with DVD and Freeview
- Avtex aerial
- Enhanced sound system
- Chrome finish 230V sockets
- Dual fuel heating with Truma Combi 4
- Lift-up rear bed centre section to allow cycle storage

- 01. **New** Generation Peugeot Boxer/ Fiat panel van in metallic silver with **New** LED daytime running lights
- 02. **New** Dashboard design with fully integrated factory-fit Radio/MP3 player with Bluetooth, switch-off timing adjustable up to 3 hours
- 03. **New** Captains chairs for improved seat comfort
- 04. **New** Alloy wheels (Part of Comfort Pack)
- 05. Roll out canopy awning as standard
- 06. Status 550 directional TV aerial (not Carrera 4)
- 07. Key fob operated remote central locking
- 08. Pleated windscreens blind and one-piece cab side window blinds
- 09. **New** Double glazed opening windows with cassette blinds & flyscreens and **New** gloss smoked oak window sills
- 10. Large, easier to read 12V control panel
- 11. **New** 'Aralie Sen' woodgrain with high gloss locker doors with smoked oak inlay
- 12. Locker construction with overhead lighting
- 13. **New** Dimmable LED spotlights
- 14. Dual fuel heating with Truma Combi 4 boiler and Truma 'Crash Sensor Mono' regulator for en-route use
- 15. Space for optional microwave oven (Part of Comfort Pack - standard on Carrera 4)
- 16. Roof rack (Carrera 4 only)



# AUTOCUISE SPECIFICATION



	RHYTHM COMPACT			RHYTHM			ACCENT		
Engine Power	110HDI	130HDI	130 MJT Auto	130HDI		130 MJT Auto	130HDI		130 MJT Auto
Engine Capacity	2.2L		2.3L	2.2L	2.3L		2.2L	2.3L	
Chassis	Boxer 333	Boxer 333	Ducato 33Q	Boxer 335 / Ducato 35L		Ducato 35L	Boxer 335 / Ducato 35L		Ducato 35L
Wheel Base	3.45m / 11' 4"			4.04m / 13' 3"			4.04m / 13' 3"		
Seat Belts (inc. driver)	2			2			4		
Berths (Sleeping Positions)	2			2			3		
Overall Length (No Ladder)	5.41m / 17' 9"			6.00m / 19' 8"			6.00m / 19' 8"		
Overall Body Width (Mirrors folded)	2.26m / 7' 5"			2.26m / 7' 5"			2.26m / 7' 5"		
Overall Height	2.72m / 8' 11"			2.72m / 8' 11"			2.72m / 8' 11"		
Standard Awning	Thule 6200 3.27m			Thule 6200 3.5m			Thule 6200 3.5m		
Maximum Technical Permissible Laden Mass (A)	3300kg			3500kg			3500kg		
Mass in Running Order (B)	2795kg	2810kg	2827kg	2945kg		2962kg	3045kg		3062kg
Maximum User Payload (A-B)	505kg	490kg	413kg	555kg		538kg	455kg		438kg
Essential Habitation Equipment	9kg			9kg			9kg		
Thermal Insulation Grade	THREE			THREE			THREE		
<b>BED SIZES</b>									
Front Double									
Front Offside Single							1.70m x 0.90m/0.54m / 5'7" x 2'11"/1'9"		
Rear Double	1.86m x 1.28m / 6'1" x 4'2"			1.86m x 1.88m / 6'1" x 6'2"			1.83m x 1.35m / 6'0" x 4'5"		
Rear Single Offside				1.88m x 0.65m / 6'2" x 2'2"					
Rear Single Nearside				1.88m x 0.65m / 6'2" x 2'2"					

	ALTO		FORTE		CARRERA 4		
	130HDI	130 MJT Auto	130HDI	130 MJT Auto	130HDI	130 MJT Auto	
	2.2L	2.3L	2.2L	2.3L	2.2L	2.3L	
	Boxer 435 / Ducato 35L	Ducato 35L	Boxer 435	Ducato 35L	Boxer 335	Ducato 35L	Ducato 35L
	4.04m / 13' 3"		4.04m / 13' 3"		4.04m / 13' 3"		
	4		4		4		
	3		4		2		
	6.36m / 20' 11"		6.36m / 20' 11"		6.00m / 19' 8"		
	2.26m / 7' 5"		2.26m / 7' 5"		2.26m / 7' 5"		
	2.72m / 8' 11"		2.72m / 8' 11"		2.72m / 8' 11"		
	Thule 6200 3.5m		Thule 6200 3.5m		Thule 6200 3.5m		
	3500kg		3500kg		3500kg		
	3110kg	3087kg	3110kg	3070kg	3030kg	3030kg	3047kg
	390kg	413kg	390kg	430kg	470kg	470kg	453kg
	9kg		9kg		9kg		
	THREE		THREE		THREE		
			1.80m x 1.22m / 5'11" x 4'0"				
	1.70m x 0.90m/0.54m / 5'7" x 2'11"/1'9"		1.70m x 0.90m/0.54m / 5'7" x 2'11"/1'9"		1.82m x 1.35m / 6'0" x 4'5"		
	1.87m x 1.19m / 6'2" x 3'11"		1.86m x 1.20m / 6'1" x 3'11"				

- NOTES**
- The Maximum User Payload includes:
    - the conventional load (this is the allowance for passengers)
    - essential habitation equipment (items and fluids required for safe and proper functioning of habitation equipment)
    - optional equipment (items available from the manufacturer over and above the standard specification)
    - personal effects (those items not covered by the above)
  - The Mass in Running Order is the mass of the unladen vehicle including a 75kg allowance for the driver plus engine coolants and 90% of the fuel tank and 100% gas capacity. The MRO is calculated with the fresh water tank empty. If you travel with water in the fresh water tank then the payload will reduce accordingly.
  - Please take care to ensure that you have allowed for the masses of all items you intend to carry in the motor caravan, e.g. passengers, optional equipment, essential habitation equipment and personal effects, such as clothing, food, pets, bicycles, sailboards, sports equipment etc.
  - Warning - under no circumstances should the maximum technical permissible laden mass of this motor caravan be exceeded.



**FIND A MODEL**  
LOCATE A SPECIFIC MODEL  
SWIFTGROUP.CO.UK