

AUTOTRAIL



THE LATEST COLLECTION

www.auto-trail.co.uk



EXCEL RANGE

Pedigree quality with a contemporary twist

An award winning range of attractive and sleek lo-line motorhomes for the aspiring traveller.

The agile, compact Excel family of motorhomes brings Auto-Trail ownership within reach of more people than ever before. These attractive low-profile motorhomes share their lineage with their more established stablemates and have the unmistakable Auto-Trail pedigree plus a few contemporary twists at prices that may surprise you.

Auto-Trail has created an entry level range that feels anything but basic. In fact, the only thing we've compromised on is the price.

Contents

03 - 04	Excel Introduction
05 - 06	Excel 590
07 - 08	Excel 600
09 - 10	Excel 640
11 - 12	Excel 670
13	Internal Specification
14	External and Chassis Specification
15	Specification and Upgrades
16	Range Layouts

EXCEL 590



EXCEL 600



EXCEL 640



EXCEL 670



EXCEL

Pedigree quality with a contemporary twist





EXCEL 590

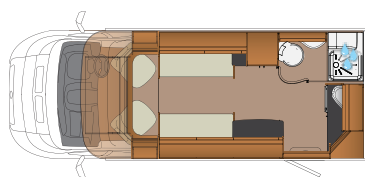
Pedigree quality with a contemporary twist



THE 2011 EXCEL 590

Fiat Ducato 33, 100 bhp manual as standard. Award winning motorhome, designed with a busy lifestyle in mind. Inviting front lounge, that easily transforms into a spacious double bed. A dedicated washroom and rear kitchen area complete the layout for this award winning motorhome.

FLOOR PLAN



SPECIFICATION AT A GLANCE

Length:	5.88m (19.3')
Width (mirrors folded):	2.23m (7.3')
Lo-line Height:	2.79m (9.2')
Max Gross Weight:	3300kg
Designated Travelling Seats:	2
Sleeps:	2



EXCEL 590

Pedigree quality with a contemporary twist





EXCEL 600

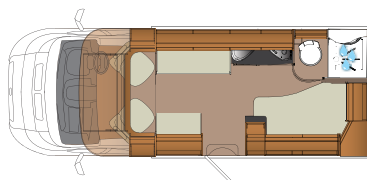
Pedigree quality with a contemporary twist



THE 2011 EXCEL 600

Fiat Ducato 33, 100 bhp manual as standard. Popular compact layout and comprehensively equipped. Permanent rear corner bed awaits "tired but happy" explorers. Five star accommodation.

FLOOR PLAN



SPECIFICATION AT A GLANCE

Length:	5.99M (19.8')
Width (mirrors folded):	2.23m (7.3')
Lo-line Height:	2.79m (9.2')
Max Gross Weight:	3300kg
Designated Travelling Seats: (Extra 2 Optional)	2
Sleeps:	4



EXCEL 600

Pedigree quality with a contemporary twist





EXCEL 640

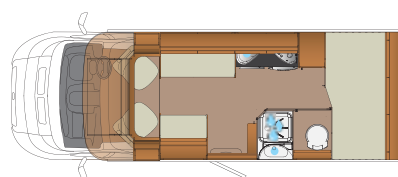
Pedigree quality with a contemporary twist



THE 2011 EXCEL 640

Fiat Ducato 33, 100 bhp manual as standard. The 640 boasts a clever kitchen and comfy lounge. A generous storage area beneath a fixed rear bed, ideal for all that motorhoming gear. This model is also available with an optional raised rear bed with a 'G' storage area big enough to house a motability scooter, bicycles etc...

FLOOR PLAN




SPECIFICATION AT A GLANCE

Length:	6.44m (21.2')
Width (mirrors folded):	2.23m (7.3')
Lo-line Height:	2.79m (9.2')
Max Gross Weight:	3300kg
Designated Travelling Seats: (Extra 2 Optional)	2
Sleeps:	4

EXCEL 640

Pedigree quality with a contemporary twist



Model shown with cost optional half dinette

Visit: www.auto-trail.co.uk

Excel Range 10



EXCEL 670

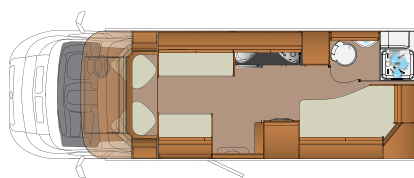
Pedigree quality with a contemporary twist



THE 2011 EXCEL 670

Fiat Ducato 33, 100 bhp manual as standard. Spacious rear double bed, inviting front lounge finished with a modern, practical mid kitchen complete with 190ltr fridge and separate freezer as standard. Designed within a vehicle ideal for customers who need a little bit more room to relax.

FLOOR PLAN



SPECIFICATION AT A GLANCE

Length:	6.72m (22.1')
Width (mirrors folded):	2.23m (7.3')
Lo-line Height:	2.79m (9.2')
Max Gross Weight:	3300kg
Designated Travelling Seats:	2
Sleeps:	4



Model shown with cost optional "York" Leather upholstery



EXCEL 670

Pedigree quality with a contemporary twist



Model shown with cost optional "York" Leather upholstery

Visit: www.auto-trail.co.uk

Excel Range 12



INTERNAL SPECIFICATION

Pedigree quality with a contemporary twist

INTERNAL SPECIFICATION

	590	600	640	670	EXCEL
BODY STYLE OPTIONS					
Lo-line with Overcab Storage Area (Storage N/A on Excel)	●	●	●	●	
DOMESTIC SOFT FURNISHINGS					
"Evesham" Luxury Upholstery, with Dress Curtains and Co-Ordinating Pelmets and Tiebacks	●	●	●	●	
"York" Luxury Leather Upholstery, with Dress Curtains and Co-Ordinating Pelmets and Tiebacks	■	■	■	■	
Scatter Cushions	2	2	2	2	
Ventilation Boards	●	●	●	●	
Cushioned Vinyl Floor with Removable Bound Edged Carpets	●	●	●	●	
Cutlery Storage	●	●	●	●	
Domestic Single Lever Mixer Taps	●	●	●	●	
Domestic Style Extra Thick Worktops	●	●	●	●	
Inset Sink/Drainer with Flush Fitting Covers	●	●	●	●	
BATHROOM FEATURES					
Domestic Bathroom Taps and Shower Head	●	●	●	●	
Stainless Steel Effect Sliding Door	●	●	●	●	
Fully Enclosed 'Seamless' Shower Cubicle	●	●	●	●	
Variable Shower Control	●	●	●	●	
Vanity Storage Cabinet	●	●	●	●	
LIVING ROOM FEATURES					
Access Flap(s) to Bedboxes	●	●	●	●	
Acer Solid Plywood Interior Furniture	●	●	●	●	
Pleated Blind and Flyscreen to all Opening Conversion Windows	●	●	●	●	
Free Standing Table	●	●	●	●	
Pleated Blinds to Cab Windows	●	●	●	●	
Metal 'Rollerball' Drawer Runners	●	●	●	●	
Swivel Passenger Seat Base	●	●	●	●	
Swivel Drivers Seat Base	●	●	●	●	
SAFETY FEATURES					
ECWVTA + Compliance to all Relevant European Standards	●	●	●	●	
Entrance Door Grab Handle	●	●	●	●	
Flame Failure Shut Off Valves to all Gas Appliances	●	●	●	●	
Isolation Taps to all Gas Appliances	●	●	●	●	
National Caravan Council Approved	●	●	●	●	

INTERNAL FEATURES

INTERNAL SPECIFICATION

	590	600	640	670	EXCEL
SAFETY FEATURES CONT..					
Smoke Alarm & Fire Extinguisher	●	●	●	●	
Optional Lounge Layouts Incorporating Seatbelts – See vehicle layouts	●	■	■	●	
WATER FEATURES					
Fresh/Waste Water Tank Gauge (Digital Display)	●	●	●	●	
Pressurised Water System	●	●	●	●	
ELECTRICAL & GAS FEATURES					
12v Electric Flush Thetford Toilet	●	●	●	●	
16" TV with integral Freeview and DVD	●	●	●	●	
12v Rechargeable Vacuum Cleaner	■	■	■	■	
Underlocker 12v 'LED' Reading Lights	●	●	●	●	
12v Wardrobe Courtesy Light	●	●	●	●	
190 Litre Fridge/Freezer	●	●	●	●	
77 Litre Fridge with Freezer Compartment	●	●	●	●	
230v Socket(s)	●	●	●	●	
Battery Charge/Discharge Digital Readout (amps)	●	●	●	●	
Digital Clock with Alarm Facilities	●	●	●	●	
Digital Inside Temperature Guide	●	●	●	●	
Digital Outside Temperature Guide	●	●	●	●	
Engine Battery Condition Indicator (Volts)	●	●	●	●	
Event Timer Facility	●	●	●	●	
Worktop mounted 3 Ring Gas Hob, Full Cooker and Pan Store	●	●	●	●	
Variable Rate Charger/Transformer	●	●	●	●	
Illuminated Entrance Door Area	●	●	●	●	
Leisure Battery Condition Indicator (Volts)	●	●	●	●	
RCD Unit	●	●	●	●	
Rear Speakers	●	●	●	●	
5.5kw Webasto Dualtop Diesel Combi - Heating/Hot Water	●	●	●	●	

INTERNAL FEATURES

ICON KEY

- = Included As Standard
- = Optional At An Extra Cost
- ▲ = Optional At No Extra Cost
- = Not Available

* If the maximum authorised vehicle weight is not fully utilised, then the towable weight can be increased accordingly. The gross Train figure however must not be exceeded.

EXTERNAL SPECIFICATION

	590	600	640	670
INSULATION & STRENGTH				
Full Vinyl Underfloor Protection	●	●	●	●
Laminated Wall Construction (Full Thickness = 40mm)	●	●	●	●
Laminated Floor Construction (Full Thickness = 45mm)	●	●	●	●
Part Laminated Roof Construction (40mm)	●	●	●	●
EXTERIOR STYLE & FEATURES				
GRP Roof Panel	●	●	●	●
GRP Scratch / Damage Resistant Side Walls	●	●	●	●
Distinctive 'Auto-Trail' Exterior Graphics	●	●	●	●
GRP Rear Panel	●	●	●	●
Acrylic Capped ABS Side Skirts	●	●	●	●
Recessed Awning Size (Standard Depth 2m)	●	2.6m	3.0m	3.3m
Colour Coded Front Bumper	●	●	●	●
EXTERNAL LIGHTING & SAFETY				
Awning Light	●	●	●	●
Front Marker Lights	●	●	●	●
Rear Marker Lights	●	●	●	●
Side Running Lights	●	●	●	●
3rd Brake Light	●	●	●	●
12V POWER				
Leisure Battery (Total Amps)	110	110	110	110
85W Solar Panel (+9kg Ex-Works weight)	■	■	■	■
STORAGE/ACCESS				
Exterior Access/Storage Locker	●	●	●	●
Exterior Gas Bottle Locker (Total Calor Propane Capacity(kgs))	2x7	2x7	2x7	2x7
ON-BOARD SERVICES				
Fresh/Waste Water Tank Capacity (ltrs)	85/55	85/55	85/55	85/55
VISIBILITY AND VENTILATION				
Polyvision® Double Glazed Windows with Pleated Flyscreen/Blind	●	●	●	●
Wind Up Panoramic Roof Light	●	●	●	●
AUTO-TRAIL SPECIAL FEATURES				
Hi-Security Entrance Door with Blind & Opening Window	●	●	●	●
Integral Moulded Entrance Step With Removable Mat	●	●	●	●
Rear Mud Flaps	●	●	●	●
530/5 Multi-Directional TV Aerial with Booster Pack	●	●	●	●

EXTERNAL FEATURES

EXTERNAL & CHASSIS SPECIFICATION

Classic British Luxury

CHASSIS SPECIFICATION

	590	600	640	670
Fiat Ducato Chassis Type	33 Light	33 Light	33 Light	33 Light
Engine Type	Multijet	Multijet	Multijet	Multijet
Drive	Front	Front	Front	Front
Number of Cylinders	4	4	4	4
MEASUREMENTS				
Fuel Tank Capacity (ltr)	90	90	90	90
Max. Front Axle Loading (kgs)	1750	1750	1750	1750
Max. Rear Axle Loading (kgs)	1900	1900	1900	1900
Max. Gross Weight (kgs)	3300	3300	3300	3300
Max. Gross Train Weight (kgs)	4540	4540	4540	4540
Max. Torque (Nm)	320/■400	320/■400	320/■400	320/■400
at RPM	2000/■1700	2000/■1700	2000/■1700	2000/■1700
Max. Towing Weight (kgs)	1240	1240	1240	1240
Overall Length (mm)	5880	5990	6440	6720
Engine Output (bhp) (■+50kgs)	●100/■130/■157	●100/■130/■157	●100/■130/■157	●100/■130/■157
Wheel Base (mm)	3000	3450	3450	3800
SAFETY				
ABS Braking	●	●	●	●
Brakes (Front and Rear)	Disc	Disc	Disc	Disc
Central Locking	●	●	●	●
Fitted Engine Immobiliser	●	●	●	●
Fix & Go Tyre Repair Kit	●	●	●	●
EXTERIOR FEATURE				
Adjustable Exterior Mirrors	Manual	Manual	Manual	Manual
Electric Operated Windows	●	●	●	●
Extended Exterior Mirrors	●	●	●	●
Heated Exterior Mirrors	●	●	●	●
Tyres	215/70R15C	215/70R15C	215/70R15C	215/70R15C
INTERIOR FEATURES				
Cab Air Conditioning	■	■	■	■
Cruise Control	●	●	●	●
Multi-Function Trip Computer	●	●	●	●
Digital Clock	●	●	●	●
Fully Adjustable Driver's & Passenger's Seat	●	●	●	●
Fully Upholstered Seats with Map Pockets	●	●	●	●
Removable Cab Carpet	●	●	●	●
Radio with CD	●	●	●	●
Storage Pockets in Both Doors	●	●	●	●
GENERAL FEATURES				
Common Rail Direct Injection Diesel	●	●	●	●
Automatic Gearbox (+17kgs)	■	■	■	■
Gearbox (No. Forward/Reverse gears)	5. 1	5.1	5. 1	5. 1
Intercooler	●	●	●	●
Left-Hand-Drive Cab (Lead times may apply)	▲	▲	▲	▲

CHASSIS SPECIFICATION



Designed with you in mind

Our Technical Specification has been carefully designed to assist you the customer to compare features and benefits of the 'next generation' of Auto-Trail motorhomes. The following pages contain everything that a modern day motorhome purchaser requires to make an informed decision when buying.

Excel 640 Storage Area Dimensions

Excel 640 Storage Area Size

Length: 2083mm, Width: 1090mm, Height: 580mm, Door aperture Width: 750mm Height: 850

Maximum Available Weights in Storage Area

Excel 640: 150kg

Cost option: Raised rear bed with large G door to rear side.

(Please refer to options list)

Note on Measurements and Lengths:

All dimensions and masses are calculated to the Masses and Directive 91/22 EEC

Note on Mass in Running Order:

The mass in running order is the mass of the unladen vehicle with a 75kg allowance for a driver, 90% of the fuel and fresh water capacity and gas cylinders. OPTIONS: Some options may be limited depending on the engine selected.

SPECIFICATION AND UPGRADES

	590	600	640	670
CHASSIS				
Fiat Ducato 33 Light - 100 bhp	●	●	●	●
ENGINE UPGRADES				
130 bhp Manual Engine Upgrade (in lieu of 100 bhp)	■	■	■	■
157 bhp Manual Engine Upgrade (in lieu of 130 bhp) +50kg	■	■	■	■
Comfortmatic® 6 Speed Auto-matic Gearbox (157 bhp only) +17kg	■	■	■	■
DIMENSIONS				
Lo-line Height (Including Aerial)	2.79m	2.79m	2.79m	2.79m
Width (Mirrors Folded)	2.23m	2.23m	2.23m	2.23m



Important:

When using your vehicle or adding extra equipment, it is important that individual axle loading weights or the Maximum Authorised Weight is not exceeded. This would not only automatically invalidate any warranties, but it could also affect your safety and the handling of the vehicle. An overloaded vehicle could lead to prosecution. If you are unclear or need any further guidance as to any of the technical aspects in the operation and driving of your new Auto-Trail motorhome, please consult your supplying dealer prior to driving your vehicle on the public highway.



Our Seat belt Logo

Look for the logo to establish whether this option is available on your choice of model.

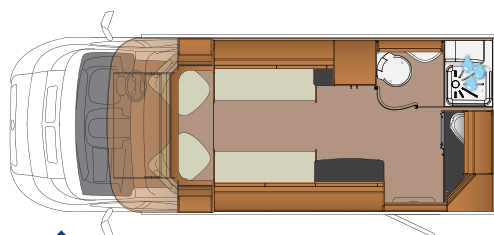
This logo indicates that this particular model is available with an optional layout incorporating three-point inertia reel seatbelts allowing two extra designated travelling seats.

SPECIFICATION DETAILS

Chassis Cab	Engine Power (BHP)	Overall Length	Mass in running order (MRO) (Std. Models)	Max. Auth. Weight	Bed Size(s)
-------------	--------------------	----------------	---	-------------------	-------------

EXCEL 590

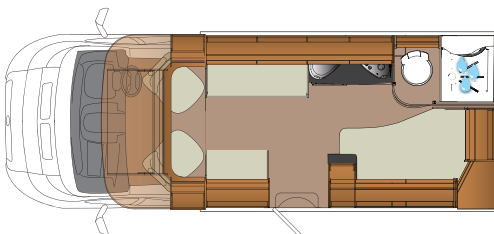
Fiat Ducato 33 Light	100 as standard 130 as optional 157 as optional	5.88m (19.3')	2760kg	3300kg	Front: 2.02 x 1.22m
----------------------	---	---------------	--------	--------	---------------------



Lo-line Model
Height: 2.79m
Width: 2.23m

EXCEL 600

Fiat Ducato 33 Light	100 as standard 130 as optional 157 as optional	5.99m (19.8')	2790kg	3300kg	Front: 2.02 x 1.22m Rear: 1.83 x 1.22m
----------------------	---	---------------	--------	--------	---



Lo-line Model
Height: 2.79m
Width: 2.23m

Cost Option A
Half Dinette

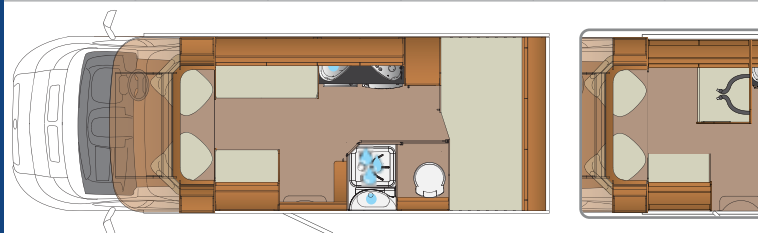


SPECIFICATION DETAILS

Chassis Cab	Engine Power (BHP)	Overall Length	Mass in running order (MRO) (Std. Models)	Max. Auth. Weight	Bed Size(s)
-------------	--------------------	----------------	---	-------------------	-------------

EXCEL 640

Fiat Ducato 33 Light	100 as standard 130 as optional 157 as optional	6.44m (21.2')	2880kg	3300kg	Front: 2.02 x 1.22m Rear: 2.08 x 1.22m
----------------------	---	---------------	--------	--------	---



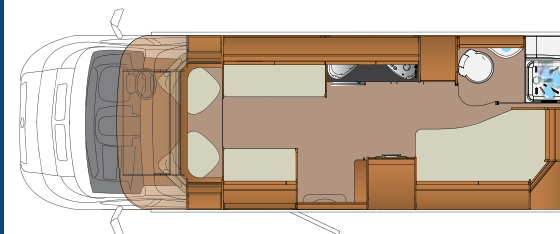
Lo-line Model
Height: 2.79m
Width: 2.23m

Cost Option A
Half Dinette



EXCEL 670

Fiat Ducato 33 Light	100 as standard 130 as optional 157 as optional	6.72m (22.1')	2925kg	3300kg	Front: 2.02 x 1.22m Rear: 1.90 x 1.22m
----------------------	---	---------------	--------	--------	---



Lo-line Model
Height: 2.79m
Width: 2.23m

Fiat Camper Assistance

Dedicated Service For Your Peace Of Mind

Fiat has established a dedicated call centre just for motorhome owners. Just call **00800 3428 1111** and a knowledgeable English-speaking operator will give you extensive information on the product and the services offered, and will transfer your call to a specialist technician or to Fiat Camper Assistance, the on-road support team specially set up to help drivers of Fiat-based motorhomes.

Fiat has a European network of more than 7,400 Fiat Ducato service centres, where you will find fully equipped work shops, specialist personnel, and all the parts you could need for your motorhome.

Fiat has also established more than 1,100 specialist centres where motorhome drivers are always welcome: Fiat Camper Assistance workshops, all have the capacity, lifts and parking areas suitable for your vehicle.

Alternatively dial: **00 39 02 4441 2160** from any European country, seven days a week, 24 hours a day, to get immediate help. Specialists will assist you in the event of an accident, a breakdown, running out of fuel, loss of keys, theft, etc.

While your motorhome is repaired, you can benefit from a replacement vehicle of suitable size and hotel accommodation. To enable you to resume your journey as soon as possible, the Fiat Camper Assistance call centre remains in direct contact with you and the workshop that is repairing your vehicle. Fiat will also help them order the parts needed to ensure your vehicle is repaired as quickly as possible and you can resume your trip as soon as possible.



Warranty Included

Auto-Trail has endeavoured to convey to all our customers all the benefits that are available within the industry. With this in mind, we have extended the normal manufacturer's warranty to include cover for major items for an extra period, giving peace of mind for a total of 36 months. Full details are outlined in a policy document. Please contact your official Auto-Trail stockist for further information.

Authorised stockist details:



Auto-Trail VR Limited,

Trigano House, Genesis Way, Europarc, Grimsby, North East Lincolnshire, DN37 9TU.

Tel: +44(0) 1472 571000 Fax: +44(0) 1472 571001

e-mail: sales@auto-trail.co.uk

A member of the Trigano Group of companies

All photographs show vehicles fitted with the cost optional Platinum or Media packs, photographs may show other optional extras and may contain photography props not included with the purchase of a vehicle. The content of this publication is as accurate as possible from the information available at the time of going to press (October 2010). Auto-Trail VR Limited reserve the right to alter specifications, prices and model ranges as materials and conditions demand, which could affect the unladen weight and therefore can accept no responsibility for discrepancies between this information and subsequent models.

All Motorhomes in this brochure conform to European Standards for Motorhomes: EN1646

Designed and produced by Kai-Group. Email: letstalk@kai-group.com or visit the website at www.kai-group.com
This brochure is printed using sustainable resources. When you have finished with this brochure please recycle it. Issued November 2010.

For the latest information on models, specifications, technical information
and much much more... please visit our website

www.auto-trail.co.uk